Rizzetta & Company

# Pier Park
# Community Development District

## Board of Supervisors'
## Regular Meeting
## August 8, 2022

**District Office:**
**120 Richard Jackson Blvd, Suite 220**
**Panama City Beach, Florida 32407**
**850-334-9055**

**www.pierparkcdd.org**

Professionals in Community Management

# PIER PARK COMMUNITY
# DEVELOPMENT DISTRICT AGENDA

City of Panama City Beach City Hall 17007 Panama City Beach Pkwy
Panama City Beach, FL 32413
**August 8, 2022 at 10:00 a.m.**

| | | |
|---|---|---|
| **District Board of Supervisors** | Chris Tilley | Chairman |
| | Marek Bakun | Vice Chairman |
| | Lee Ann Leonard | Board Member |
| | Ken Goldberg | Assistant Secretary |
| | Chris Tilley Jr | Assistant Secretary |
| **District Manager** | Kimberly O'Mera | Rizzetta & Company, Inc |
| **District Counsel** | Joseph Brown | Kutak Rock LLP |
| **District Engineer** | Robert Carroll | McNeil Carroll, Engineering, Inc. |

**All Cellular phones and pagers must be turned off while in the meeting room.**
**The District Agenda is comprised of five different sections:**

The **regular** meeting will begin promptly at **10:00 a.m.** with the first section which is called **Audience Comments on Agenda Items**. The Audience Comment portion of the agenda is where individuals may comment on matters that concern the District. Each individual is limited to three (3) minutes for such comment. The Board of Supervisors or Staff is not obligated to provide a response until sufficient time for research or action is warranted. **IF THE COMMENT CONCERNS A MAINTENANCE RELATED ITEM, THE ITEM WILL NEED TO BE ADDRESSED BY THE DISTRICT MANAGER OUTSIDE THE CONTEXT OF THIS MEETING.** The second section is called **Business Administration**. The Business Administration section contains items that require the review and approval of the District Board of Supervisors as a normal course of business. The third section is called **Staff Reports**. This section allows the District Manager, Engineer, and Attorney to update the Board of Supervisors on any pending issues that are being researched for Board action. The fourth section is called **Business Items.** The business items section contains items for approval by the District Board of Supervisors that may require discussion, motion and votes on an item-by-item basis. If any member of the audience would like to speak on one of the business items, they will need to register with the District Manager prior to the presentation of that agenda item. Occasionally, certain items for decision within this section are required by Florida Statute to be held as a Public Hearing. During the Public Hearing portion of the agenda item, each member of the public will be permitted to provide one comment on the issue, prior to the Board of Supervisors' discussion, motion and vote. Agendas can be reviewed by contacting the Manager's office at (850) 334-9055 at least seven days in advance of the scheduled meeting. Requests to place items on the agenda must be submitted in writing with an explanation to the District Manager at least fourteen (14) days prior to the date of the meeting. The final section is called **Supervisor Requests and Audience Comments**. This is the section in which the Supervisors may request Staff to prepare certain items in an effort to meet residential needs and provides members of the audience the opportunity to comment on matters of concern to them that were not addressed during the meeting.

Public workshops sessions may be advertised and held in an effort to provide informational services. These sessions allow staff or consultants to discuss a policy or business matter in a more informal manner and allow for lengthy presentations prior to scheduling the item for approval. Typically no motions or votes are made during these sessions.

Pursuant to provisions of the Americans with Disabilities Act, any person requiring special accommodations to participate in this meeting is asked to advise the District Office at (850) 334-9055, at least 48 hours before the meeting. If you are hearing or speech impaired, please contact the Florida Relay Service at 7-1-1, who can aid you in contacting the District Office.

Any person who decides to appeal any decision made by the Board with respect to any matter considered at the meeting is advised that this same person will need a record of the proceedings and that accordingly, the person may need to ensure that a verbatim record of the proceedings is made, including the testimony and evidence upon which the appeal is to be based.

# PIER PARK COMMUNITY DEVELOPMENT DISTRICT

District Office · 120 Richard Jackson Blvd. · Panama City Beach, FL 32407 · (850) 334-9055
Mailing Address · 3434 Colwell Avenue, Suite 200, Tampa, Florida 33614

www.PierParkCDD.org

August 1, 2022

Board of Supervisors
**Pier Park Community**
**Development District**

## AGENDA

Dear Board Members:

The regular meeting of the Board of Supervisors of the Pier Park Community Development District will be held on **Monday, August 8, 2022, at 10:00 a.m. (CDT),** at the City of Panama City Beach City Hall, located at 17007 Panama City Beach Parkway, Panama City Beach, FL 32413. The following is the agenda for this meeting:

**1. CALL TO ORDER/ROLL CALL**
**2. PUBLIC COMMENT**
**3. BUSINESS ADMINISTRATION**
- A. Consideration of the Minutes of the Board of Supervisors Meeting held on May 26, 2022 ..... Tab 1
- B. Consideration of Operation and Maintenance Expenditures for April - June 2022 ..... Tab 2
- C. Consideration of Operation and Maintenance Expenditures From OLTR Fund for April – June 2022 ..... Tab 3

**4. BUSINESS ITEMS**
- A. Ratification of Acceptance of Pond Maintenance Agreement – The Lake Doctors ..... Tab 4
- B. Ratification of Acceptance of FY20/21 Final Audit ..... Tab 5
- C. Ratification of Acceptance/Submission of Stormwater Needs Analysis ..... Tab 6
- D. Public Hearing to Consider the Adoption of the Fiscal Year 2022/2023 Budget
  1. Presentation of the Proposed Final Budget for Fiscal Year 2022/2023 ..... Tab 7
  2. Consideration of Resolution 2022-08, Annual Appropriations and Adopting the Budgets for Fiscal Year 2022/2023 ..... Tab 8
- E. Public Hearing to Consider the Imposition of Operations and Maintenance Special Assessments
  1. Consideration of Resolution 2022-09, Making a Determination of Benefits and Imposing Special Assessments, Certifying an Assessment Roll ..... Tab 9
- F. Consideration of Bridge Funding Agreement ..... Tab 10
- G. Acceptance of Addendum to District Management Agreement ..... Tab 11
- H. Consideration of Resolution 2022-10, Annual Meeting Schedule for Fiscal Year 2022/2023 ..... Tab 12

**5. STAFF REPORTS**

A. District Counsel
B. District Engineer
C. District Manager
   1. Presentation of District Manager Report …… *(Under Separate Cover)*

**6. SUPERVISOR REQUESTS AND COMMENTS**

**7. ADJOURNMENT**

We look forward to seeing you at the meeting. In the meantime, if you have any questions, please do not hesitate to call us at (850) 334-9055.

Very truly yours,

*Kim O'Mera*

Kim O'Mera
District Manager

cc: Joseph Brown, Kutak Rock, LLP

# CALL TO ORDER / ROLL CALL

# AUDIENCE COMMENTS ON AGENDA ITEMS

# BUSINESS ADMINISTRATION

# Tab 1

# MINUTES OF MEETING

***Each person who decides to appeal any decision made by the Board with respect to any matter considered at the meeting is advised that the person may need to ensure that a verbatim record of the proceedings is made, including the testimony and evidence upon which such appeal is to be based.***

## PIER PARK
## COMMUNITY DEVELOPMENT DISTRICT

The regular meeting of the Board of Supervisors for Pier Park Community Development District was held on **Thursday, May 26, 2022, at 12:00 p.m. (CDT Time)** at The Panama City Beach City Hall located at 17007 Panama City Beach Parkway, Panama City Beach, FL 32413.

Present:

| | |
|---|---|
| Chris Tilley Sr. | **Board Supervisor, Chairman** *(via Speakerphone)* |
| Marek Bakun | **Board Supervisor, Vice Chairman** |
| Chris Tilley Jr. | **Board Supervisor, Assistant Secretary** |
| Ken Goldberg | **Board Supervisor, Assistant Secretary** |
| Lee Ann Leonard | **Board Supervisor, Assistant Secretary** |

Also present were:

| | |
|---|---|
| Kim O'Mera | **District Manager, Rizzetta & Company, Inc.** |
| Joseph Brown | **District Counsel, KutakRock,LLP** *(via Speakerphone)* |
| Martin Horak | **Property Manager** |
| Audience Members | **None** |

**FIRST ORDER OF BUSINESS** **Call to Order**

Ms. O'Mera called the meeting to order at 12:04 p.m. (CDT) and conducted roll call, confirming a quorum for the meeting.

**SECOND ORDER OF BUSINESS** **Audience Comments**

There were no audience present.

DRAFT

**THIRD ORDER OF BUSINESS** **Consideration of the Minutes of the Board of Supervisors Meeting held on February 14, 2022.**

Ms. O'Mera presented the Minutes of the Board of Supervisors Meeting held on February 14, 2022, and asked if there were any questions or comments related to the minutes. There were none.

> On a Motion by Mr. Bakun seconded by Mr. Tilley Sr.., with all in favor, the Board approved the minutes of the Board of Supervisors Meeting held on February 14, 2022, for Pier Park Community Development District.

**FOURTH ORDER OF BUSINESS** **Ratification of Operations and Maintenance Expenditures from the General Fund for January 2022 – March 2022**

Ms. O'Mera presented and reviewed the Expenditures from the General Fund for January 2022 – March 2022 with the Board. She asked if there were questions regarding any item of expenditure. There were none.

> On a Motion by Mr. Goldberg, seconded by Mr. Tilley Sr., with all in favor, the Board ratified General Fund Operations and Maintenance Expenditures for January 2022 in the amount of $22,456.24, February 2022 in the amount of $12,922.91 & March 2022 in the amount of $51,033.64, for Pier Park Community Development District.

**FIFTH ORDER OF BUSINESS** **Ratification of Operation and Maintenance Expenditures from OLTR Fund for January 2022 – March 2022**

Ms. O'Mera presented and reviewed the Expenditures from OLTR Fund for January 2022 – March 2022 with the Board. She asked if there were any questions regarding any item of expenditure. There were none.

> On a Motion by Mr. Bakun, seconded by Mr. Goldberg, with all in favor, the Board ratified the Operation and Maintenance Expenditures from OLTR Fund for January 2022 in the amount of $7,782.52, February 2022 in the amount of $418,342.07 & March 2022 in the amount of $12,154.88, for Pier Park Community Development District.

**SIXTH ORDER OF BUSINESS** **Ratification of Park Restroom Vanity Replacement Agreement Acceptance – Wislar Construction, LLC.**

DRAFT

Ms. O'Mera turned the presentation over to Mr. Horak. Mr. Horak gave an overview of the need for repairs in the park restrooms. Wislar Construction will replace the vanities and countertops. He plans to update those vanities with granite countertops, stainless steel sinks, and add additional reinforcement.

> On a Motion by Ms. Leonard, seconded by Mr. Goldberg, with all in favor, the Board Ratified acceptance of Park Restroom Vanity Replacement Agreement – Wislar Construction, LLC, in the amount of $12,460.00, for Pier Park Community Development District.

**SEVENTH ORDER OF BUSINESS** **Consideration of Amendment of Property Management Services Agreement -Simon Management Associates, LLC**

Ms. O'Mera informed the Board that the last agreement with Simon Management Associates, LLC. dated October 1, 2009, has become aged and this amendment brings it current. The agreement contemplates a three percent (3%) increase in the annual cost over Fiscal Year 2021/2022, with an effective date of October 1, 2022. Ms. O'Mera stated that this amount has been captured within the Proposed Budget for Fiscal Year 2022/2023.

> On a Motion by Mr. Goldberg, seconded by Mr. Tilley Sr., with all in favor, the Board adopted Amendment of Property Management Services Agreement – Simon Management Associates, LLC., with an effective date of October 1, 2022, for Pier Park Community Development District.

**EIGHTH ORDER OF BUSINESS** **Presentation of Proposed Budget for Fiscal Year 2022/2023**

Ms. O'Mera presented the Proposed Budget for Fiscal Year 2022/2023 and confirmed that Mr. Horak had provided his input relative to known projects and expenditures in the upcoming Fiscal Year. Ms. O'Mera informed the Board the General Fund is a flat operating budget with expenditures related to the landscape maintenance contract being consolidated to the respective line.

Mr. Brown made a note of the changes capturing Debt Service and use of the Tax Roll.

General discussion ensued. Mr. Brown will look into the terms and conditions of the refinancing relative to Mr. Bakun's question on potential changes to Debt Service in the

DRAFT

upcoming year or two.

**NINTH ORDER OF BUSINESS** **Consideration of Resolution 2022-07, Approving Proposed Budget, Declaring Special Assessments, and Setting a Public Hearing**

Ms. O'Mera presented Resolution 2022-07 and asked if there were any questions. There were none.

Mr. Bakun gave an overview of the historical events that have changed the mechanics of the District. General discussion ensued.

> On a Motion by Mr. Goldberg, seconded by Ms. Leonard, with all in favor, the Board adopted Resolution 2022-07, Approving Proposed Budget, Declaring Special Assessments, and Setting a Public Hearing for Monday, August 8, 2022, at 10:00 am, to be held at Panama City Beach City Hall, 17007 Panama City Beach Parkway, Panama City Beach, FL 32413, for Pier Park Community Development District.

**TENTH ORDER OF BUSINESS** **Staff Reports**

**A. District Counsel**

Mr. Brown did not have a report.

Mr. Bakun had questions on the timing of the final subordinated note payment, following the end of the Fiscal Year on September 30th and what approvals would be needed to facilitate it.

Mr. Brown stated that he envisions a final accounting for OLTR received at the end of the current FY. St. Joe and the District will agree in writing that based on the numbers presented (at that time), the District will have made the appropriate payment to satisfy any remaining obligations per the PIPPA concerning subordinated notes. There is a little bit of ambiguity in the agreement. However, Mr. Brown's opinion is that the intent is for any OLTR

collected over the course of this Fiscal Year that is in excess of the first-year obligations for that money (being the Beachfront/Park maintenance and Debt Service this fiscal year), to go toward payment of existing subordinated notes. Moreover, Mr. Brown stated that the District adopted a Resolution several years ago, setting up a method for determining what excess OLTR was available and that Resolution does address some of the calculations going into the close of this fiscal year.

DRAFT

Regarding timing, Mr. Brown stated that the District will not receive the September OLTR revenues until October, after the close of this fiscal year. It may be that the District makes two payments, one at the end of the fiscal year and a second true-up in October when those funds are received. Mr. Bakun agreed with this approach.

Mr. Brown addressed the flow of funds issues and the timing of having funds on hand for the operation and maintenance expenditures during the first quarter of the upcoming fiscal year. Mr. Brown proposes a short-term funding agreement, similar to what is already in place with the Property Owners' Association, to cover those first quarter expenses, with the District repaying the funds as the tax receipts come in. From that point forward, the District should be self-sufficient via the tax roll. Mr. Bakun agreed with this approach.

Bakun asked where the excess OLTR funds would be going moving forward, considering the changes this fiscal year and collections significantly increasing.

Mr. Brown stated that excess OLTR funds moving forward will go to the City. Every year there is a projected budget for how much OLTR is expected to be generated and how much the District is entitled to. Essentially the District has been entitled to everything generated for operation and maintenance expenditures and repayment of subordinated notes. The City had been keeping a fixed percentage for the provision of fire and police services for the development. Going forward, the City will keep the excess beyond what the District gets for Debt Service and the maintenance of the pier and park.

The City will see a significant increase in OLTR funds for its use going forward due to what the District is generating. General discussion ensued.

**B. District Engineer**

District Engineer was not present.

Ms. O'Mera stated that she reached out to Mr. Carroll for an update on the Stormwater Needs Analysis required to be submitted no later than June 30, 2022. Mr. Carroll looks to complete the report within the next 1-2 weeks.

**C. District Manager**

DRAFT

Ms. O'Mera reminded the Board of the upcoming Public Hearing to be held August 8, 2022, and opened the floor for questions. There were no questions or concerns.

**ELEVENTH ORDER OF BUSINESS** **Supervisor Requests and Audience Comments**

There were no Supervisor requests or audience comments.

DRAFT

**TWELFTH ORDER OF BUSINESS Adjournment**

| |
|---|
| On a Motion by Mr. Goldberg, seconded by Ms. Leonard, with all in favor, the Board of Supervisors adjourned the meeting at 12:36 p.m., for Pier Park Community Development District. |

_____ _____

Secretary/Assistant Secretary Chairman/Vice Chairman

DRAFT

# Tab 2

# Pier Park Community Development District

DISTRICT OFFICE · PANAMA CITY BEACH, FL 32407
MAILING ADDRESS · 3434 COLWELL AVENUE, SUITE 200 · TAMPA, FLORIDA 33614
WWW.PIERPARKCDD.ORG

**Operation and Maintenance Expenditures**
**For Board Approval**
**April 2022**

Attached please find the check register listing the Operation and Maintenance expenditures paid from April 1, 2022 through April 30, 2022. This does not include expenditures previously approved by the Board.

The total items being presented: **$7,885.77**

Approval of Expenditures:

_____

_____ Chairperson

_____ Vice Chairperson

_____ Assistant Secretary

# Pier Park Community Development District

Paid Operation & Maintenance Expenditures

April 1, 2022 Through April 30, 2022

| Vendor Name | Check Number | Invoice Number | Invoice Description | Invoice Amount |
|---|---|---|---|---|
| Florida Power & Light Company | 004218 | 24000-03642 03/22 | Summary Bill Master Account #24000-03642 03/22 | $ 1,729.20 |
| Rizzetta & Company, Inc. | 004217 | INV0000067061 | District Management Fees 04/22 | $ 5,504.67 |
| The Lake Doctors, Inc. | 004219 | 644499 | Monthly Lake Maintenance 04/22 | $ 431.90 |
| VGlobaltech | 004220 | 3765 | Web Design ADA Compliance 04/22 | $ 220.00 |
| **Report Total** | | | | **$ 7,885.77** |

FPL Northwest FL

Date Rec'd Rizzetta & Co., Inc. 03.29.22

D/M approval [signature] Date 4/5/22

Date entered 03.31.22

Fund 001 GL 53100 OC 4301 1729.20

100 57200 4633 247.03

Check #

**Summary Bill Statement**
**Statement Date:** Mar 23, 2022
**Account Number:** 24000-03642

**Pier Park Community Development District**

## SUMMARY OF BILL

| | |
|---|---|
| Summary Bill Master Account Number | 24000-03642 |
| **Total Amount Due** | **$1,976.23** |
| **New Charges Due By** | **Apr 13, 2022** |

For Summary Billing inquiries, please email
**SummaryBilling@fpl.com**

**Please return this page with payment of the Total Amount Due.**

FPL Northwest FL

/ 150027 2400003642 00316000000000000197623

***This is your Summary Bill Master Coupon***

***Summary Bill Master***
***Account #: 24000-03642***

Make check payable to FPL NW FL in U.S. funds and mail along with this coupon to:

PIER PARK COMMUNITY DEVELOPMENT DISTRICT
C/O ACCOUNTS PAYABLE
8529 SOUTHPARK CIR STE 330
ORLANDO FL 32819-9064

FPL NORTHWEST FL SUMM BILL
P.O. BOX 526843
MIAMI FL 33152

| 24000-03642 | $1,976.23 | Apr 13, 2022 | $ |
|---|---|---|---|
| ACCOUNT NUMBER | TOTAL AMOUNT OWED | NEW CHARGES DUE BY | AMOUNT ENCLOSED |

**Summary Bill Statement**
**Statement Date:** Mar 23, 2022
**Master Account #:** 24000-03642
**Due Date:** Apr 13, 2022

## SUMMARY BILL STATEMENT

**Pier Park Community Development District**

| Account # | Customer Information | Rate / Cycle Day | Read Date / Service Days | kWh / Max kWd | Total Due | Remarks |
|---|---|---|---|---|---|---|
| 21020-35512 | 16200 FRONT BEACH RD TX 34 TRANSFORMER #34 PANAMA CITY BEACH, FL 32413-2516 | GSD_72 16 | 03/22/2022 29 | 4272 13 | 605.54 | PIER PARK COMMUNITY DEVELOPMENT DIS |
| 21030-25942 | 16200 FRONT BEACH RD METER CNTR METER CNTR PANAMA CITY BEACH, FL 32413-2516 | GS_68 16 | 03/23/2022 29 | 1868 | 341.17 | PIER PARK COMMUNITY DEVELOPMENT DIS |
| 21032-39717 | 16200 FRONT BEACH RD TX 15 TRANSFORMER #15 PANAMA CITY BEACH, FL 32413-2516 | GS_68 16 | 03/23/2022 29 | 1939 | 328.38 | PIER PARK COMMUNITY DEVELOPMENT DIS |
| 21038-75593 | 16200 FRONT BEACH RD TX 26 TRANSFORMER 26 PANAMA CITY BEACH, FL 32413-2516 | GS_68 16 | 02/22/2022 31 | 0 | 12.85 | PIER PARK COMMUNITY DEVELOPMENT DIS |
| 21039-60759 | 600 S PIER PARK DR CELEBRATION TOWER PANAMA CITY BEACH, FL 32413-2169 | GS_68 16 | 03/22/2022 29 | 520 | 94.36 | PIER PARK COMMUNITY DEVELOPMENT DIS |
| 21047-04362 | 15700 L C HILTON JR DR LIGHTING LIGHTING PANAMA CITY BEACH, FL 32413-0810 | GS_68 16 | 03/23/2022 29 | 1565 | 288.10 | PIER PARK COMMUNITY DEVELOPMENT DIS |
| 21069-33118 | 16201 FRONT BEACH RD UNIT A BATHROOM PANAMA CITY BEACH, FL 32413-2515 | GS_68 16 | 03/21/2022 29 | 1287 | 239.41 | PIER PARK COMMUNITY DEVELOPMENT DIS |
| 21092-86761 | 15700 L C HILTON JR DR IRRIGATION PANAMA CITY BEACH, FL 32413-0810 | GS_68 16 | 03/23/2022 29 | 273 | 66.42 | PIER PARK COMMUNITY |

| | |
|---|---|
| **Accounts billed:** | 8 |
| **Accounts not billed:** | 0 |
| **Total number of accounts:** | 8 |
| **Total kWh:** | 11724 |
| **Total amount due:** | $1,976.23 |

FPL Northwest FL

**Electric Bill Statement**
**For:** Feb 22, 2022 to Mar 22, 2022 (29 days)
**Statement Date:** Mar 23, 2022
**Account Number:** 21020-35512
**Service Address:**
16200 FRONT BEACH RD TX 34
TRANSFORMER #34 PANAMA CITY BEACH,

**Hello Pier Park Community Development District,**
**Here's what you owe for this billing period.**

## CURRENT BILL

**$605.54**
TOTAL AMOUNT YOU OWE

**Apr 13, 2022**
NEW CHARGES DUE BY

## ENERGY USAGE HISTORY

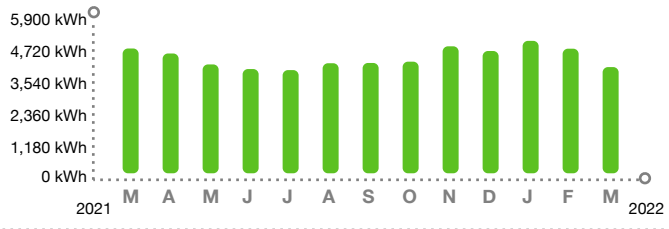


## BILL SUMMARY

| | |
|---|---|
| Amount of your last bill | 674.70 |
| Payment(s) received - thank you | –674.70 |
| Balance before new charges | 0.00 |
| Total new charges | 605.54 |
| **Total amount due** | **$605.54** |

*(See reverse for billing details)*

Visit **FPL.com/PayBill** for ways to pay

**We are here to help**
Many factors can affect your bill, including cold weather. If you are experiencing hardship and need help with your bill, resources are available. Learn more: FPL.com/Help

## KEEP IN MIND

Payments received after April 13, 2022 are considered late; a late payment charge of 1.00% will apply.

| | |
|---|---|
| Customer Service: | 800-225-5797 |
| To Report Power Outages: | 800-468-8243 |
| Hearing/Speech Impaired: | 711 (Relay Service) |

FPL Northwest FL

/ 3* SEND SUMMARY BILL MASTER COUPON ONLY *

***Summary Bill Master***
***Account #: 24000-03642***

PIER PARK COMMUNITY DEVELOPMENT DISTRICT
C/O ACCOUNTS PAYABLE
8529 SOUTHPARK CIR STE 330
ORLANDO FL 32819-9064

Make check payable to FPL NW FL in U.S. funds and mail along with this coupon to:

FPL NORTHWEST FL
P.O. BOX 29090
MIAMI FL 33102-9090

| 21020-35512 | $605.54 | Apr 13, 2022 | $ SEND SUMMARY BILL MASTER COUPON ONLY |
|---|---|---|---|
| ACCOUNT NUMBER | TOTAL AMOUNT OWED | NEW CHARGES DUE BY | AMOUNT ENCLOSED |

## BILL DETAILS

| | | |
|---|---|---|
| Amount of your last bill | | 674.70 |
| Payment(s) received - thank you | | –674.70 |
| Balance before new charges | | $0.00 |
| **New Charges** | | |
| Rate: GSD-1 GENERAL SERVICE DEMAND | | |
| Base charge | | 28.17 |
| Demand charge | *(13 KW at $12.54000)* | 163.02 |
| Energy charge | *(4272 KWH at $0.04855)* | 207.40 |
| Fuel charge | *(4272 KWH at $0.03806)* | 162.59 |
| Electric service charges | | $561.18 |
| Gross rec. tax/Regulatory fee | | 14.80 |
| Franchise charge | | 29.56 |
| Taxes and charges | | $44.36 |
| Total new charges | | $605.54 |
| **Total amount you owe** | | **$605.54** |

## METER SUMMARY

Meter reading - Meter 7261457. Next meter reading Apr 22, 2022

| Usage type | Current | - | Previous | = | Usage |
|---|---|---|---|---|---|
| kWh | 34041 | | 29769 | | 4272 |
| kW | 12.710 | | | | 13 |

## ENERGY USE COMPARISON

| | This Month | Last Month | Last Year |
|---|---|---|---|
| Service to | Mar 22, 2022 | Feb 21, 2022 | Mar 22, 2021 |
| kWh used | 4272 | 5012 | 5020 |
| Service days | 29 | 31 | 29 |
| kWh/day | 147 | 162 | 173 |
| Amount | $605.54 | $674.70 | $621.21 |

## Stay connected

The FPL Mobile App is the easiest way to stay connected with us. Get the app today!

**FPL.com/NWApp**

## Save energy and money

Use the Energy Checkup tool to find personalized recommendations and savings tips.

**FPL.com/BusinessCheckup**

When you pay by check, you authorize FPL to process your payment electronically or as a draft. If your payment is processed electronically, your checking account may be debited on the same day we receive the check and your check will not be returned with your checking account statement.

FPL does not agree to any restrictions, conditions or endorsements placed on any bill statement or payments such as check, money order or other forms of payment. We will process the payment as if these restrictions or conditions do not exist.

FPL Northwest FL

**Electric Bill Statement**
**For:** Feb 23, 2022 to Mar 23, 2022 (29 days)
**Statement Date:** Mar 23, 2022
**Account Number:** 21030-25942
**Service Address:**
16200 FRONT BEACH RD METER CNTR
METER CNTR PANAMA CITY BEACH, FL

**Hello Pier Park Community Development District,**
**Here's what you owe for this billing period.**

## CURRENT BILL

**$341.17**
TOTAL AMOUNT YOU OWE

**Apr 13, 2022**
NEW CHARGES DUE BY

## ENERGY USAGE HISTORY

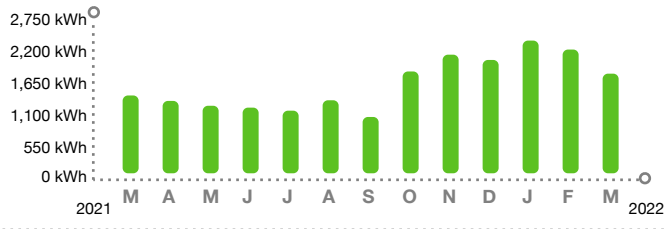


## BILL SUMMARY

| | |
|---|---|
| Amount of your last bill | 420.31 |
| Payment(s) received - thank you | –420.31 |
| Balance before new charges | 0.00 |
| Total new charges | 341.17 |
| **Total amount due** | **$341.17** |

*(See reverse for billing details)*

Visit **FPL.com/PayBill** for ways to pay

**We are here to help**
Many factors can affect your bill, including cold weather. If you are experiencing hardship and need help with your bill, resources are available. Learn more: FPL.com/Help

## KEEP IN MIND

Payments received after April 13, 2022 are considered late; a late payment charge of 1.00% will apply.

| | |
|---|---|
| Customer Service: | 800-225-5797 |
| To Report Power Outages: | 800-468-8243 |
| Hearing/Speech Impaired: | 711 (Relay Service) |

FPL Northwest FL

/ 3* SEND SUMMARY BILL MASTER COUPON ONLY *

***Summary Bill Master***
***Account #: 24000-03642***

PIER PARK COMMUNITY DEVELOPMENT DISTRICT
C/O ACCOUNTS PAYABLE
8529 SOUTHPARK CIR STE 330
ORLANDO FL 32819-9064

Make check payable to FPL NW FL in U.S. funds and mail along with this coupon to:

FPL NORTHWEST FL
P.O. BOX 29090
MIAMI FL 33102-9090

| 21030-25942 | $341.17 | Apr 13, 2022 | $ SEND SUMMARY BILL MASTER COUPON ONLY |
|---|---|---|---|
| ACCOUNT NUMBER | TOTAL AMOUNT OWED | NEW CHARGES DUE BY | AMOUNT ENCLOSED |

## BILL DETAILS

| | | |
|---|---|---|
| Amount of your last bill | | 420.31 |
| Payment(s) received - thank you | | –420.31 |
| Balance before new charges | | $0.00 |
| **New Charges** | | |
| Rate: GS-1 GENERAL SVC NON-DEMAND/BUSINESS | | |
| Base charge | | 11.91 |
| Energy charge | *(1868 KWH at $0.11274)* | 210.60 |
| Fuel charge | *(1868 KWH at $0.03806)* | 71.10 |
| Electric service charges | | $293.61 |
| Gross rec. tax/Regulatory fee | | 7.75 |
| Franchise charge | | 15.47 |
| Utility tax | | 24.34 |
| Taxes and charges | | $47.56 |
| Total new charges | | $341.17 |
| **Total amount you owe** | | **$341.17** |

## METER SUMMARY

Meter reading - Meter 7423853. Next meter reading Apr 22, 2022

| Usage type | Current | - | Previous | = | Usage |
|---|---|---|---|---|---|
| kWh | 52807 | | 50939 | | 1868 |

## ENERGY USE COMPARISON

| | This Month | Last Month | Last Year |
|---|---|---|---|
| Service to | Mar 23, 2022 | Feb 22, 2022 | Mar 23, 2021 |
| kWh used | 1868 | 2320 | 1459 |
| Service days | 29 | 31 | 29 |
| kWh/day | 64 | 75 | 50 |
| Amount | $341.17 | $420.31 | $234.24 |

## Stay connected

The FPL Mobile App is the easiest way to stay connected with us. Get the app today!

**FPL.com/NWApp**

## Save energy and money

Use the Energy Checkup tool to find personalized recommendations and savings tips.

**FPL.com/BusinessCheckup**

When you pay by check, you authorize FPL to process your payment electronically or as a draft. If your payment is processed electronically, your checking account may be debited on the same day we receive the check and your check will not be returned with your checking account statement.

FPL does not agree to any restrictions, conditions or endorsements placed on any bill statement or payments such as check, money order or other forms of payment. We will process the payment as if these restrictions or conditions do not exist.

FPL Northwest FL

**Electric Bill Statement**
**For:** Feb 23, 2022 to Mar 23, 2022 (29 days)
**Statement Date:** Mar 23, 2022
**Account Number:** 21032-39717
**Service Address:**
16200 FRONT BEACH RD TX 15
TRANSFORMER #15 PANAMA CITY BEACH,

**Hello Pier Park Community Development District,**
**Here's what you owe for this billing period.**

## CURRENT BILL

**$328.38**
TOTAL AMOUNT YOU OWE

**Apr 13, 2022**
NEW CHARGES DUE BY

## ENERGY USAGE HISTORY

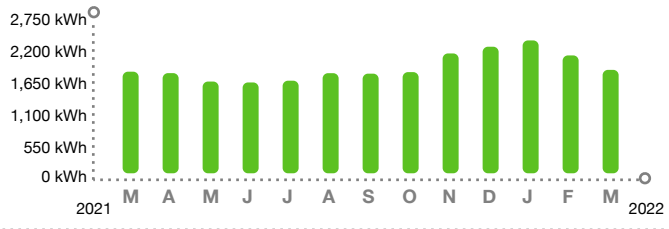


## BILL SUMMARY

| | |
|---|---|
| Amount of your last bill | 372.46 |
| Payment(s) received - thank you | –372.46 |
| Balance before new charges | 0.00 |
| Total new charges | 328.38 |
| **Total amount due** | **$328.38** |

*(See reverse for billing details)*

Visit **FPL.com/PayBill** for ways to pay

**We are here to help**
Many factors can affect your bill, including cold weather. If you are experiencing hardship and need help with your bill, resources are available. Learn more: FPL.com/Help

## KEEP IN MIND

Payments received after April 13, 2022 are considered late; a late payment charge of 1.00% will apply.

| | |
|---|---|
| Customer Service: | 800-225-5797 |
| To Report Power Outages: | 800-468-8243 |
| Hearing/Speech Impaired: | 711 (Relay Service) |

FPL Northwest FL

/ 3* SEND SUMMARY BILL MASTER COUPON ONLY *

***Summary Bill Master***
***Account #: 24000-03642***

PIER PARK COMMUNITY DEVELOPMENT DISTRICT
C/O ACCOUNTS PAYABLE
8529 SOUTHPARK CIR STE 330
ORLANDO FL 32819-9064

Make check payable to FPL NW FL in U.S. funds and mail along with this coupon to:

FPL NORTHWEST FL
P.O. BOX 29090
MIAMI FL 33102-9090

| 21032-39717 | $328.38 | Apr 13, 2022 | $ SEND SUMMARY BILL MASTER COUPON ONLY |
|---|---|---|---|
| ACCOUNT NUMBER | TOTAL AMOUNT OWED | NEW CHARGES DUE BY | AMOUNT ENCLOSED |

## BILL DETAILS

| | | |
|---|---|---|
| Amount of your last bill | | 372.46 |
| Payment(s) received - thank you | | –372.46 |
| Balance before new charges | | $0.00 |
| **New Charges** | | |
| Rate: GS-1 GENERAL SVC NON-DEMAND/BUSINESS | | |
| Base charge | | 11.91 |
| Energy charge | *(1939 KWH at $0.11274)* | 218.61 |
| Fuel charge | *(1939 KWH at $0.03806)* | 73.80 |
| Electric service charges | | $304.32 |
| Gross rec. tax/Regulatory fee | | 8.03 |
| Franchise charge | | 16.03 |
| Taxes and charges | | $24.06 |
| Total new charges | | $328.38 |
| **Total amount you owe** | | **$328.38** |

## METER SUMMARY

Meter reading - Meter 7511454. Next meter reading Apr 22, 2022

| Usage type | Current | - | Previous | = | Usage |
|---|---|---|---|---|---|
| kWh | 34091 | | 32152 | | 1939 |

## ENERGY USE COMPARISON

| | This Month | Last Month | Last Year |
|---|---|---|---|
| Service to | Mar 23, 2022 | Feb 22, 2022 | Mar 23, 2021 |
| kWh used | 1939 | 2210 | 1905 |
| Service days | 29 | 31 | 29 |
| kWh/day | 67 | 71 | 66 |
| Amount | $328.38 | $372.46 | $296.73 |

## Stay connected

The FPL Mobile App is the easiest way to stay connected with us. Get the app today!

**FPL.com/NWApp**

## Save energy and money

Use the Energy Checkup tool to find personalized recommendations and savings tips.

**FPL.com/BusinessCheckup**

When you pay by check, you authorize FPL to process your payment electronically or as a draft. If your payment is processed electronically, your checking account may be debited on the same day we receive the check and your check will not be returned with your checking account statement.

FPL does not agree to any restrictions, conditions or endorsements placed on any bill statement or payments such as check, money order or other forms of payment. We will process the payment as if these restrictions or conditions do not exist.

FPL Northwest FL

**Electric Bill Statement**
**For:** Jan 23, 2022 to Feb 22, 2022 (31 days)
**Statement Date:** Mar 23, 2022
**Account Number:** 21038-75593
**Service Address:**
16200 FRONT BEACH RD TX 26
TRANSFORMER 26 PANAMA CITY BEACH, FL

## Hello Pier Park Community Development District, Here's what you owe for this billing period.

### CURRENT BILL

**$12.85**
TOTAL AMOUNT YOU OWE

**Apr 13, 2022**
NEW CHARGES DUE BY

### ENERGY USAGE HISTORY

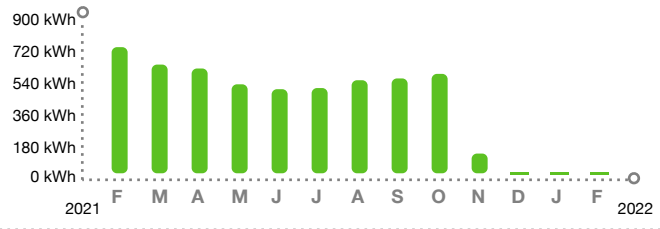


### BILL SUMMARY

| | |
|---|---|
| Amount of your last bill | 12.85 |
| Payment(s) received - thank you | –12.85 |
| Balance before new charges | 0.00 |
| Total new charges | 12.85 |
| **Total amount due** | **$12.85** |

*(See reverse for billing details)*

Visit **FPL.com/PayBill** for ways to pay

**We are here to help**
Many factors can affect your bill, including cold weather. If you are experiencing hardship and need help with your bill, resources are available. Learn more: FPL.com/Help

### KEEP IN MIND

Payments received after April 13, 2022 are considered late; a late payment charge of 1.00% will apply.

| | |
|---|---|
| Customer Service: | 800-225-5797 |
| To Report Power Outages: | 800-468-8243 |
| Hearing/Speech Impaired: | 711 (Relay Service) |

FPL Northwest FL

/ 3* SEND SUMMARY BILL MASTER COUPON ONLY *

***Summary Bill Master***
***Account #: 24000-03642***

PIER PARK COMMUNITY DEVELOPMENT DISTRICT
C/O ACCOUNTS PAYABLE
8529 SOUTHPARK CIR STE 330
ORLANDO FL 32819-9064

Make check payable to FPL NW FL in U.S. funds and mail along with this coupon to:

FPL NORTHWEST FL
P.O. BOX 29090
MIAMI FL 33102-9090

| 21038-75593 | $12.85 | Apr 13, 2022 | $ SEND SUMMARY BILL MASTER COUPON ONLY |
|---|---|---|---|
| ACCOUNT NUMBER | TOTAL AMOUNT OWED | NEW CHARGES DUE BY | AMOUNT ENCLOSED |

## BILL DETAILS

| | |
|---|---|
| Amount of your last bill | 12.85 |
| Payment(s) received - thank you | –12.85 |
| Balance before new charges | $0.00 |
| **New Charges** | |
| Rate: GS-1 GENERAL SVC NON-DEMAND/BUSINESS | |
| Base charge | 11.91 |
| Electric service charges | $11.91 |
| Gross rec. tax/Regulatory fee | 0.31 |
| Franchise charge | 0.63 |
| Taxes and charges | $0.94 |
| Total new charges | $12.85 |
| **Total amount you owe** | **$12.85** |

## METER SUMMARY

Meter reading - Meter 7288480. Next meter reading Mar 23, 2022

| Usage type | Current | - | Previous | = | Usage |
|---|---|---|---|---|---|
| kWh | 76540 | | 76540 | | 0 |

## ENERGY USE COMPARISON

| | This Month | Last Month | Last Year |
|---|---|---|---|
| Service to | Feb 22, 2022 | Jan 22, 2022 | Feb 22, 2021 |
| kWh used | 0 | 0 | 774 |
| Service days | 31 | 32 | 31 |
| kWh/day | 0 | 0 | 25 |
| Amount | $12.85 | $12.85 | $138.69 |

## Stay connected

The FPL Mobile App is the easiest way to stay connected with us. Get the app today!

**FPL.com/NWApp**

## Save energy and money

Use the Energy Checkup tool to find personalized recommendations and savings tips.

**FPL.com/BusinessCheckup**

When you pay by check, you authorize FPL to process your payment electronically or as a draft. If your payment is processed electronically, your checking account may be debited on the same day we receive the check and your check will not be returned with your checking account statement.

FPL does not agree to any restrictions, conditions or endorsements placed on any bill statement or payments such as check, money order or other forms of payment. We will process the payment as if these restrictions or conditions do not exist.

**Electric Bill Statement**
**For:** Feb 22, 2022 to Mar 22, 2022 (29 days)
**Statement Date:** Mar 23, 2022
**Account Number:** 21039-60759
**Service Address:**
600 S PIER PARK DR
CELEBRATION TOWER PANAMA CITY

**Hello Pier Park Community Development District,**
**Here's what you owe for this billing period.**

## CURRENT BILL

**$94.36**
TOTAL AMOUNT YOU OWE

**Apr 13, 2022**
NEW CHARGES DUE BY

## ENERGY USAGE HISTORY

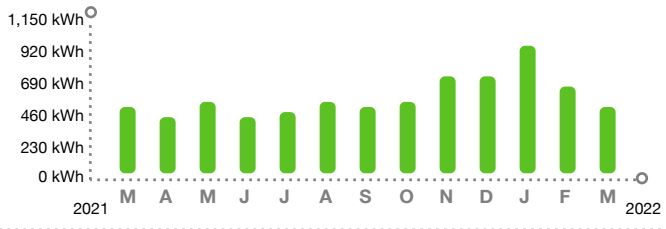


## BILL SUMMARY

| | |
|---|---|
| Amount of your last bill | 123.50 |
| Payment(s) received - thank you | –123.50 |
| Adjustment - others charges and credits | –3.10 |
| Balance before new charges | –3.10 |
| Total new charges | 97.46 |
| **Total amount due** | **$94.36** |

*(See reverse for billing details)*

Visit **FPL.com/PayBill** for ways to pay

**We are here to help**
Many factors can affect your bill, including cold weather. If you are experiencing hardship and need help with your bill, resources are available. Learn more: FPL.com/Help

## KEEP IN MIND

Payments received after April 13, 2022 are considered late; a late payment charge of 1.00% will apply.

| | |
|---|---|
| Customer Service: | 800-225-5797 |
| To Report Power Outages: | 800-468-8243 |
| Hearing/Speech Impaired: | 711 (Relay Service) |

FPL Northwest FL

/ 3* SEND SUMMARY BILL MASTER COUPON ONLY *

***Summary Bill Master***
***Account #: 24000-03642***

PIER PARK COMMUNITY DEVELOPMENT DISTRICT
C/O ACCOUNTS PAYABLE
8529 SOUTHPARK CIR STE 330
ORLANDO FL 32819-9064

Make check payable to FPL NW FL in U.S. funds and mail along with this coupon to:

FPL NORTHWEST FL
P.O. BOX 29090
MIAMI FL 33102-9090

| 21039-60759 | $94.36 | Apr 13, 2022 | $ SEND SUMMARY BILL MASTER COUPON ONLY |
|---|---|---|---|
| ACCOUNT NUMBER | TOTAL AMOUNT OWED | NEW CHARGES DUE BY | AMOUNT ENCLOSED |

## BILL DETAILS

| | | |
|---|---|---|
| Amount of your last bill | | 123.50 |
| Payment(s) received - thank you | | –123.50 |
| Adjustment - others charges and credits | | –3.10 |
| Balance before new charges | | –$3.10 |
| **New Charges** | | |
| Rate: GS-1 GENERAL SVC NON-DEMAND/BUSINESS | | |
| Base charge | | 11.91 |
| Energy charge | *(520 KWH at $0.11274)* | 58.62 |
| Fuel charge | *(520 KWH at $0.03806)* | 19.79 |
| Electric service charges | | $90.32 |
| Gross rec. tax/Regulatory fee | | 2.38 |
| Franchise charge | | 4.76 |
| Taxes and charges | | $7.14 |
| Total new charges | | $97.46 |
| **Total amount you owe** | | **$94.36** |

## METER SUMMARY

Meter reading - Meter 3277339. Next meter reading Apr 22, 2022

| Usage type | Current | - | Previous | x Constant | = | Usage |
|---|---|---|---|---|---|---|
| kWh | 1074 | | 1061 | 40 | | 520 |

## ENERGY USE COMPARISON

| | This Month | Last Month | Last Year |
|---|---|---|---|
| Service to | Mar 22, 2022 | Feb 21, 2022 | Mar 22, 2021 |
| kWh used | 520 | 680 | 520 |
| Service days | 29 | 31 | 29 |
| kWh/day | 18 | 22 | 18 |
| Amount | $97.46 | $123.50 | $94.93 |

## Stay connected

The FPL Mobile App is the easiest way to stay connected with us. Get the app today!

**FPL.com/NWApp**

## Save energy and money

Use the Energy Checkup tool to find personalized recommendations and savings tips.

**FPL.com/BusinessCheckup**

When you pay by check, you authorize FPL to process your payment electronically or as a draft. If your payment is processed electronically, your checking account may be debited on the same day we receive the check and your check will not be returned with your checking account statement.

FPL does not agree to any restrictions, conditions or endorsements placed on any bill statement or payments such as check, money order or other forms of payment. We will process the payment as if these restrictions or conditions do not exist.

FPL Northwest FL

**Electric Bill Statement**
**For:** Feb 23, 2022 to Mar 23, 2022 (29 days)
**Statement Date:** Mar 23, 2022
**Account Number:** 21047-04362
**Service Address:**
15700 L C HILTON JR DR LIGHTING
LIGHTING PANAMA CITY BEACH, FL

**Hello Pier Park Community Development District,**
**Here's what you owe for this billing period.**

## CURRENT BILL

**$288.10**
TOTAL AMOUNT YOU OWE

**Apr 13, 2022**
NEW CHARGES DUE BY

## ENERGY USAGE HISTORY

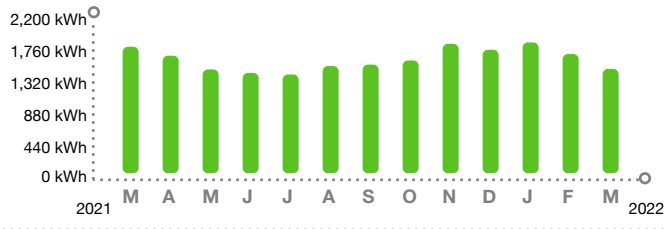


## BILL SUMMARY

| | |
|---|---|
| Amount of your last bill | 327.32 |
| Payment(s) received - thank you | –327.32 |
| Balance before new charges | 0.00 |
| Total new charges | 288.10 |
| **Total amount due** | **$288.10** |

*(See reverse for billing details)*

Visit **FPL.com/PayBill** for ways to pay

**We are here to help**
Many factors can affect your bill, including cold weather. If you are experiencing hardship and need help with your bill, resources are available. Learn more: FPL.com/Help

## KEEP IN MIND

Payments received after April 13, 2022 are considered late; a late payment charge of 1.00% will apply.

| | |
|---|---|
| Customer Service: | 800-225-5797 |
| To Report Power Outages: | 800-468-8243 |
| Hearing/Speech Impaired: | 711 (Relay Service) |

FPL Northwest FL

/ 3* SEND SUMMARY BILL MASTER COUPON ONLY *

***Summary Bill Master***
***Account #: 24000-03642***

PIER PARK COMMUNITY DEVELOPMENT DISTRICT
C/O ACCOUNTS PAYABLE
8529 SOUTHPARK CIR STE 330
ORLANDO FL 32819-9064

Make check payable to FPL NW FL in U.S. funds and mail along with this coupon to:

FPL NORTHWEST FL
P.O. BOX 29090
MIAMI FL 33102-9090

| 21047-04362 | $288.10 | Apr 13, 2022 | $ SEND SUMMARY BILL MASTER COUPON ONLY |
|---|---|---|---|
| ACCOUNT NUMBER | TOTAL AMOUNT OWED | NEW CHARGES DUE BY | AMOUNT ENCLOSED |

## BILL DETAILS

| | | |
|---|---|---|
| Amount of your last bill | | 327.32 |
| Payment(s) received - thank you | | –327.32 |
| Balance before new charges | | $0.00 |
| **New Charges** | | |
| Rate: GS-1 GENERAL SVC NON-DEMAND/BUSINESS | | |
| Base charge | | 11.91 |
| Energy charge | *(1565 KWH at $0.11274)* | 176.44 |
| Fuel charge | *(1565 KWH at $0.03806)* | 59.56 |
| Electric service charges | | $247.91 |
| Gross rec. tax/Regulatory fee | | 6.54 |
| Franchise charge | | 13.06 |
| Utility tax | | 20.59 |
| Taxes and charges | | $40.19 |
| Total new charges | | $288.10 |
| **Total amount you owe** | | **$288.10** |

## METER SUMMARY

Meter reading - Meter 7423838. Next meter reading Apr 22, 2022

| Usage type | Current | - | Previous | = | Usage |
|---|---|---|---|---|---|
| kWh | 47487 | | 45922 | | 1565 |

## ENERGY USE COMPARISON

| | This Month | Last Month | Last Year |
|---|---|---|---|
| Service to | Mar 23, 2022 | Feb 22, 2022 | Mar 23, 2021 |
| kWh used | 1565 | 1789 | 1898 |
| Service days | 29 | 31 | 29 |
| kWh/day | 54 | 58 | 65 |
| Amount | $288.10 | $327.32 | $295.75 |

## Stay connected

The FPL Mobile App is the easiest way to stay connected with us. Get the app today!

**FPL.com/NWApp**

## Save energy and money

Use the Energy Checkup tool to find personalized recommendations and savings tips.

**FPL.com/BusinessCheckup**

When you pay by check, you authorize FPL to process your payment electronically or as a draft. If your payment is processed electronically, your checking account may be debited on the same day we receive the check and your check will not be returned with your checking account statement.

FPL does not agree to any restrictions, conditions or endorsements placed on any bill statement or payments such as check, money order or other forms of payment. We will process the payment as if these restrictions or conditions do not exist.

FPL Northwest FL

**Electric Bill Statement**
**For:** Feb 21, 2022 to Mar 21, 2022 (29 days)
**Statement Date:** Mar 23, 2022
**Account Number:** 21069-33118
**Service Address:**
16201 FRONT BEACH RD UNIT A
BATHROOM PANAMA CITY BEACH, FL

**Hello Pier Park Community Development District,**
**Here's what you owe for this billing period.**

## CURRENT BILL

**$239.41**
TOTAL AMOUNT YOU OWE

**Apr 13, 2022**
NEW CHARGES DUE BY

## ENERGY USAGE HISTORY

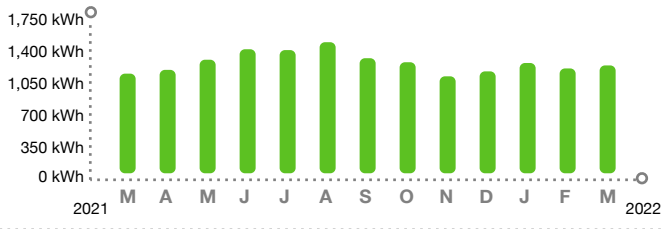


## BILL SUMMARY

| | |
|---|---|
| Amount of your last bill | 233.11 |
| Payment(s) received - thank you | –233.11 |
| Balance before new charges | 0.00 |
| Total new charges | 239.41 |
| **Total amount due** | **$239.41** |

*(See reverse for billing details)*

Visit **FPL.com/PayBill** for ways to pay

**We are here to help**
Many factors can affect your bill, including cold weather. If you are experiencing hardship and need help with your bill, resources are available. Learn more: FPL.com/Help

## KEEP IN MIND

Payments received after April 13, 2022 are considered late; a late payment charge of 1.00% will apply.

| | |
|---|---|
| Customer Service: | 800-225-5797 |
| To Report Power Outages: | 800-468-8243 |
| Hearing/Speech Impaired: | 711 (Relay Service) |

FPL Northwest FL

/ 3* SEND SUMMARY BILL MASTER COUPON ONLY *

***Summary Bill Master***
***Account #: 24000-03642***

PIER PARK COMMUNITY DEVELOPMENT DISTRICT
C/O ACCOUNTS PAYABLE
8529 SOUTHPARK CIR STE 330
ORLANDO FL 32819-9064

Make check payable to FPL NW FL in U.S. funds and mail along with this coupon to:

FPL NORTHWEST FL
P.O. BOX 29090
MIAMI FL 33102-9090

| 21069-33118 | $239.41 | Apr 13, 2022 | $ SEND SUMMARY BILL MASTER COUPON ONLY |
|---|---|---|---|
| ACCOUNT NUMBER | TOTAL AMOUNT OWED | NEW CHARGES DUE BY | AMOUNT ENCLOSED |

## BILL DETAILS

| | | |
|---|---|---|
| Amount of your last bill | | 233.11 |
| Payment(s) received - thank you | | –233.11 |
| Balance before new charges | | $0.00 |
| **New Charges** | | |
| Rate: GS-1 GENERAL SVC NON-DEMAND/BUSINESS | | |
| Base charge | | 11.91 |
| Energy charge | *(1287 KWH at $0.11274)* | 145.09 |
| Fuel charge | *(1287 KWH at $0.03806)* | 48.98 |
| Electric service charges | | $205.98 |
| Gross rec. tax/Regulatory fee | | 5.43 |
| Franchise charge | | 10.85 |
| Utility tax | | 17.15 |
| Taxes and charges | | $33.43 |
| Total new charges | | $239.41 |
| **Total amount you owe** | | **$239.41** |

## METER SUMMARY

Meter reading - Meter 3281694. Next meter reading Apr 21, 2022

| Usage type | Current | - | Previous | = | Usage |
|---|---|---|---|---|---|
| kWh | 60737 | | 59450 | | 1287 |

## ENERGY USE COMPARISON

| | This Month | Last Month | Last Year |
|---|---|---|---|
| Service to | Mar 21, 2022 | Feb 20, 2022 | Mar 21, 2021 |
| kWh used | 1287 | 1251 | 1189 |
| Service days | 29 | 31 | 31 |
| kWh/day | 44 | 40 | 38 |
| Amount | $239.41 | $233.11 | $196.40 |

## Stay connected

The FPL Mobile App is the easiest way to stay connected with us. Get the app today!

**FPL.com/NWApp**

## Save energy and money

Use the Energy Checkup tool to find personalized recommendations and savings tips.

**FPL.com/BusinessCheckup**

When you pay by check, you authorize FPL to process your payment electronically or as a draft. If your payment is processed electronically, your checking account may be debited on the same day we receive the check and your check will not be returned with your checking account statement.

FPL does not agree to any restrictions, conditions or endorsements placed on any bill statement or payments such as check, money order or other forms of payment. We will process the payment as if these restrictions or conditions do not exist.

FPL
Northwest FL

**Electric Bill Statement**
**For:** Feb 23, 2022 to Mar 23, 2022 (29 days)
**Statement Date:** Mar 23, 2022
**Account Number:** 21092-86761
**Service Address:**
15700 L C HILTON JR DR IRRIGATION
PANAMA CITY BEACH, FL 32413-0810

**Hello Pier Park Community Development District,**
**Here's what you owe for this billing period.**

## CURRENT BILL

**$66.42**
TOTAL AMOUNT YOU OWE

**Apr 13, 2022**
NEW CHARGES DUE BY

## ENERGY USAGE HISTORY

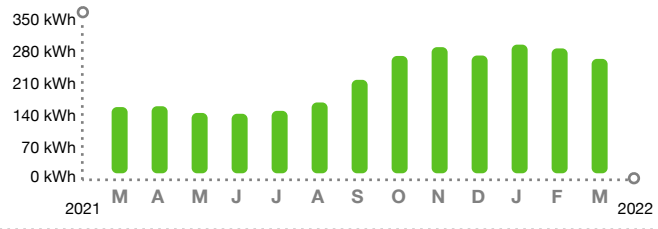


## BILL SUMMARY

| | |
|---|---|
| Amount of your last bill | 71.12 |
| Payment(s) received - thank you | –71.12 |
| Balance before new charges | 0.00 |
| Total new charges | 66.42 |
| **Total amount due** | **$66.42** |

*(See reverse for billing details)*

Visit **FPL.com/PayBill** for ways to pay

**We are here to help**
Many factors can affect your bill, including cold weather. If you are experiencing hardship and need help with your bill, resources are available. Learn more: FPL.com/Help

| | |
|---|---|
| Customer Service: | 800-225-5797 |
| To Report Power Outages: | 800-468-8243 |
| Hearing/Speech Impaired: | 711 (Relay Service) |

FPL
Northwest FL

/ 3* SEND SUMMARY BILL MASTER COUPON ONLY *

***Summary Bill Master***
***Account #: 24000-03642***

PIER PARK COMMUNITY DEVELOPMENT DISTRICT
C/O ACCOUNTS PAYABLE
8529 SOUTHPARK CIR STE 330
ORLANDO FL 32819-9064

Make check payable to FPL NW FL in U.S. funds and mail along with this coupon to:

FPL NORTHWEST FL
P.O. BOX 29090
MIAMI FL 33102-9090

| 21092-86761 | $66.42 | Apr 13, 2022 | $ SEND SUMMARY BILL MASTER COUPON ONLY |
|---|---|---|---|
| ACCOUNT NUMBER | TOTAL AMOUNT OWED | NEW CHARGES DUE BY | AMOUNT ENCLOSED |

## BILL DETAILS

| | | |
|---|---|---|
| Amount of your last bill | | 71.12 |
| Payment(s) received - thank you | | –71.12 |
| Balance before new charges | | $0.00 |
| **New Charges** | | |
| Rate: GS-1 GENERAL SVC NON-DEMAND/BUSINESS | | |
| Base charge | | 11.91 |
| Energy charge | *(273 KWH at $0.11274)* | 30.78 |
| Fuel charge | *(273 KWH at $0.03806)* | 10.39 |
| Electric service charges | | $53.08 |
| Gross rec. tax/Regulatory fee | | 1.40 |
| Franchise charge | | 2.80 |
| Utility tax | | 4.59 |
| Florida sales tax | | 3.98 |
| Discretionary sales surtax | | 0.57 |
| Taxes and charges | | $13.34 |
| Total new charges | | $66.42 |
| **Total amount you owe** | | **$66.42** |

## METER SUMMARY

Meter reading - Meter 7428731. Next meter reading Apr 22, 2022

| Usage type | Current | - | Previous | = | Usage |
|---|---|---|---|---|---|
| kWh | 18084 | | 17811 | | 273 |

## ENERGY USE COMPARISON

| | This Month | Last Month | Last Year |
|---|---|---|---|
| Service to | Mar 23, 2022 | Feb 22, 2022 | Mar 23, 2021 |
| kWh used | 273 | 298 | 158 |
| Service days | 29 | 31 | 29 |
| kWh/day | 9 | 10 | 5 |
| Amount | $66.42 | $71.12 | $55.74 |

## Stay connected

The FPL Mobile App is the easiest way to stay connected with us. Get the app today!

**FPL.com/NWApp**

## Save energy and money

Use the Energy Checkup tool to find personalized recommendations and savings tips.

**FPL.com/BusinessCheckup**

When you pay by check, you authorize FPL to process your payment electronically or as a draft. If your payment is processed electronically, your checking account may be debited on the same day we receive the check and your check will not be returned with your checking account statement.

FPL does not agree to any restrictions, conditions or endorsements placed on any bill statement or payments such as check, money order or other forms of payment. We will process the payment as if these restrictions or conditions do not exist.

**Rizzetta & Company, Inc.**
**3434 Colwell Avenue**
**Suite 200**
**Tampa FL 33614**

# Invoice

| Date | Invoice # |
|---|---|
| 4/1/2022 | INV0000067061 |

**Bill To:**

PIER PARK CDD
3434 Colwell Avenue, Suite 200
Tampa FL 33614

| Services for the month of | Terms | Client Number |
|---|---|---|
| April | Upon Receipt | 00370 |

| Description | Qty | Rate | Amount |
|---|---|---|---|
| Accounting Services | 1.00 | $2,475.42 | $2,475.42 |
| Administrative Services | 1.00 | $777.33 | $777.33 |
| Email Accounts, Admin & Maintenance | 5.00 | $15.00 | $75.00 |
| Financial & Revenue Collections | 1.00 | $437.50 | $437.50 |
| Management Services | 1.00 | $2,587.50 | $2,587.50 |
| Website Compliance & Management | 1.00 | $100.00 | $100.00 |

Date Rec'd Rizzetta & Co., Inc. 03.24.22
D/M approval [signature] Date 3/25/22
Date entered 03.24.22
Fund 001 GL 51300 OC 3201 1527.34
100 51300 3201 948.08
Check # 001 51300 3100 777.33
001 51300 5103 75
001 51300 3111 437.50
001 51300 3101 2587.50
001 51300 5103 100

# INVOICE

The Lake Doctors, Inc.
Aquatic Management Services

4351 Salisbury Rd., Suite155, Jacksonville, FL 32256
PH: (904)431-3914

| | |
|---|---|
| Invoice # | 644499 |
| Account # | 709713 |
| Invoice Date | 4/1/2022 |
| Due Date | 4/11/2022 |
| Rep | MTS |

**Bill To**

PIER PARK CDD
C/O RIZZETTA & COMPANY
3434 COLWELL AVE.
SUITE 200
TAMPA, FL 33614

Invoice Questions:
AR@LakeDoctors.com

| Purchase Order Number | Terms | Invoice Date Reflects Month of Service Provided |
|---|---|---|
| | NET 10 DAYS | |

| Item | Description | Amount |
|---|---|---|
| | Monthly Water Management Service (R) | 617.00 |

Date Rec'd Rizzetta & Co., Inc. 03.29.22
D/M approval [signature] Date 4/5/22
Date entered 03.31.22
Fund 001 GL 53800 OC 4625 431.90
100 53800 4625 185.10
Check #

**Customer Total Balance** $1,234.00

**Thank you! For your business!**

**Total Invoice** **$617.00**

**To help ensure prompt and accurate credit to your account, please include your account number and invoice number on your check and always include your remittance stub with your payment.**

**Please visit www.lakedoctors.com for your local office contact information.**

PLEASE DETACH & RETURN THIS PORTION WITH PAYMENT

**Bill To**

PIER PARK CDD
C/O RIZZETTA & COMPANY
3434 COLWELL AVE.
SUITE 200
TAMPA, FL 33614

| Amount Enclosed |
|---|
| |

| | |
|---|---|
| Invoice # | 644499 |
| Account # | 709713 |
| Date | 4/1/2022 |

**For address and contact updates, please email us at customerservice@lakedoctors.com.**

**The Lake Doctors, Inc.**
**4651 Salisbury Rd., Suite 155**
**Jacksonville, FL 32256**

IF PAYING BY CREDIT CARD, FILL OUT BELOW
____ Mastercard ____ Visa ____ American Express
Card # _____
Card Verification # _____
Exp. Date # _____
Print Name _____
Billing Address: ____ Check box if same as above
_____
_____
Signature _____

**VGlobalTech**
636 Fanning Drive
Winter Springs, FL 32708 US
contact@vglobaltech.com
www.vglobaltech.com

# INVOICE

**BILL TO**
Pier Park CDD
3434 Colwell Ave
Tampa, FL 33614 United States

**INVOICE #** 3765
**DATE** 04/01/2022
**DUE DATE** 04/01/2022
**TERMS** Due on receipt

| DATE | ACTIVITY | QTY | RATE | AMOUNT |
|---|---|---|---|---|
| | **Web Maintenance:ADA Website Maintenance**<br>Ongoing website maintenance for ADA and WCAG Compliance | 1 | 220.00 | 220.00 |

Monthly maintenance for Pier Park CDD

BALANCE DUE **$220.00**

Date Rec'd Rizzetta & Co., Inc. 04.01.22
D/M approval _____ Date 4/12/22
Date entered 04.07.22
Fund 001 GL 51300 OC 5103
Check # _____

# Pier Park Community Development District

DISTRICT OFFICE · PANAMA CITY BEACH, FL 32407
MAILING ADDRESS · 3434 COLWELL AVENUE, SUITE 200 · TAMPA, FLORIDA 33614
WWW.PIERPARKCDD.ORG

**Operation and Maintenance Expenditures**
**For Board Approval**
**May 2022**

Attached please find the check register listing the Operation and Maintenance expenditures paid from May 1, 2022 through May 31, 2022. This does not include expenditures previously approved by the Board.

The total items being presented: **$32,793.25**

Approval of Expenditures:

_____

_____ Chairperson

_____ Vice Chairperson

_____ Assistant Secretary

# Pier Park Community Development District

Paid Operation & Maintenance Expenditures

May 1, 2022 Through May 31, 2022

| Vendor Name | Check Number | Invoice Number | Invoice Description | Invoice Amount |
|---|---|---|---|---|
| Dumpster Services LLC | 004223 | 7053 | Street & Parking Lot Sweeping 03/22 | $ 1,906.50 |
| Dumpster Services LLC | 004223 | 7236 | Street & Parking Lot Sweeping 04/22 | $ 880.62 |
| Florida Power & Light Company | 004221 | 24000-03642 04/22 | Summary Bill Master Account #24000-03642 04/22 | $ 3,443.34 |
| Kutak Rock LLP | 004227 | 3024189 | Legal Services 02/22 | $ 1,730.00 |
| Kutak Rock LLP | 004224 | 3024190 | Legal Services 02/22 | $ 660.00 |
| Kutak Rock LLP | 004227 | 3037866 | Legal Services 03/22 | $ 722.50 |
| Rizzetta & Company, Inc. | 004222 | INV0000067853 | District Management Fees 05/22 | $ 5,504.67 |
| Rotolo Consultants, Inc. | 004228 | SM37600 | Landscape Maintenance 04/22 | $ 15,392.40 |
| Simon Property Group, Inc. | 004225 | 201150 | Management Fee 04/22 | $ 950.66 |
| Simon Property Group, Inc. | 004229 | 201151 | Management Fee 05/22 | $ 950.66 |
| The Lake Doctors, Inc. | 004226 | 650978 | Monthly Lake Maintenance 05/22 | $ 431.90 |
| VGlobaltech | 004230 | 3845 | Web Design ADA Compliance 05/22 | $ 220.00 |

# Pier Park Community Development District

Paid Operation & Maintenance Expenditures

May 1, 2022 Through May 31, 2022

| Vendor Name | Check Number | Invoice Number | Invoice Description | Invoice Amount |
|---|---|---|---|---|
| **Report Total** | | | | **$ 32,793.25** |

# Invoice 7053

**DUMPSTER SERVICES LLC**
7809 MCELVEY ROAD
PANAMA CITY BCH, FL 32408
850-249-2755

Date: Fri Apr 1, 2022
Account #: 2196

**Please Pay: $1,906.50**

**Bill To**
PIER PARK CDD
Simon Management AssociatesLLC
600 PIER PARK DRIVE, SUITE125
PANAMA CITY BEACH, FL 32413-2179

**Location**
PIER PARK CDD
600 Pier Park Drive, Suite125
PANAMA CITY BEACH, FL 32413

Pay your bill Online at
www.dumpsterservicespcb.com
ID#: 101440021964


Due Date: Sun May 1, 2022

Terms: PAY BY 15TH
Dumpster Services LLC Acct# 2196 600 Pier Park Drive, Suite125, Panama

| Date | Description | | Amount | Total |
|---|---|---|---|---|
| 3/1/22 | Street Sweep | Tkt: Sweep | $61.50 | $61.50 |
| 3/2/22 | Street Sweep | Tkt: Sweep | $61.50 | $123.00 |
| 3/3/22 | Street Sweep | Tkt: Sweep | $61.50 | $184.50 |
| 3/4/22 | Street Sweep | Tkt: Sweep | $61.50 | $246.00 |
| 3/5/22 | Street Sweep | Tkt: Sweep | $61.50 | $307.50 |
| 3/6/22 | Street Sweep | Tkt: Sweep | $61.50 | $369.00 |
| 3/7/22 | Street Sweep | Tkt: Sweep | $61.50 | $430.50 |
| 3/8/22 | Street Sweep | Tkt: Sweep | $61.50 | $492.00 |
| 3/9/22 | Street Sweep | Tkt: Sweep | $61.50 | $553.50 |
| 3/10/22 | Street Sweep | Tkt: Sweep | $61.50 | $615.00 |
| 3/11/22 | Street Sweep | Tkt: Sweep | $61.50 | $676.50 |
| 3/12/22 | Street Sweep | Tkt: Sweep | $61.50 | $738.00 |
| 3/13/22 | Street Sweep | Tkt: Sweep | $61.50 | $799.50 |
| 3/14/22 | Street Sweep | Tkt: Sweep | $61.50 | $861.00 |
| 3/15/22 | Street Sweep | Tkt: Sweep | $61.50 | $922.50 |
| 3/16/22 | Street Sweep | Tkt: Sweep | $61.50 | $984.00 |
| 3/17/22 | Street Sweep | Tkt: Sweep | $61.50 | $1,045.50 |
| 3/18/22 | Street Sweep | Tkt: Sweep | $61.50 | $1,107.00 |
| 3/19/22 | Street Sweep | Tkt: Sweep | $61.50 | $1,168.50 |
| 3/20/22 | Street Sweep | Tkt: Sweep | $61.50 | $1,230.00 |
| 3/21/22 | Street Sweep | Tkt: Sweep | $61.50 | $1,291.50 |
| 3/22/22 | Street Sweep | Tkt: Sweep | $61.50 | $1,353.00 |
| 3/23/22 | Street Sweep | Tkt: Sweep | $61.50 | $1,414.50 |
| 3/24/22 | Street Sweep | Tkt: Sweep | $61.50 | $1,476.00 |
| 3/25/22 | Street Sweep | Tkt: Sweep | $61.50 | $1,537.50 |
| 3/26/22 | Street Sweep | Tkt: Sweep | $61.50 | $1,599.00 |
| 3/27/22 | Street Sweep | Tkt: Sweep | $61.50 | $1,660.50 |
| 3/28/22 | Street Sweep | Tkt: Sweep | $61.50 | $1,722.00 |
| 3/29/22 | Street Sweep | Tkt: Sweep | $61.50 | $1,783.50 |
| 3/30/22 | Street Sweep | Tkt: Sweep | $61.50 | $1,845.00 |
| 3/31/22 | Street Sweep | Tkt: Sweep | $61.50 | $1,906.50 |
| | | **Invoice 7053 Total:** | **$1,906.50** | |

**DUMPSTER SERVICES LLC**
7809 MCELVEY ROAD
PANAMA CITY BCH, FL 32408
850-249-2755

# Invoice 7053

Date: Fri Apr 1, 2022
Account #: 2196
**Please Pay: $1,906.50**

| Bill To | Location |
|---|---|
| PIER PARK CDD<br>Simon Management AssociatesLLC<br>600 PIER PARK DRIVE, SUITE125<br>PANAMA CITY BEACH, FL 32413-2179 | PIER PARK CDD<br>600 Pier Park Drive, Suite125<br>PANAMA CITY BEACH, FL 32413 |

Pay your bill Online at
www.dumpsterservicespcb.com
ID#: 101440021964

Page 2
Due Date: Sun May 1, 2022

Terms: PAY BY 15TH
Dumpster Services LLC
Acct# 2196
600 Pier Park Drive, Suite125, Panama

| Date | Description | Amount | Total |
|---|---|---|---|
| | Pay your bill and see account information<br>Online at www.dumpsterservicespcb.com ID#: 101440021964 | | |

Date Rec'd Rizzetta & Co., Inc. 04.29.22
D/M approval [signature] Date 5/4/22
Date entered 04.29.22
Fund 001 GL 54100 OC 4609
Check #

Date 4-15-22
Entity #
G/L Coding
Amount $
OK to Pay
PO/Contract/Uncovered
Discrepancy
Approval [signature]

**DUMPSTER SERVICES LLC**
7809 MCELVEY ROAD
PANAMA CITY BCH, FL 32408
850-249-2755

# Invoice 7236

Date: Mon May 2, 2022

Account #: 2196

**Please Pay: $1,845.00**

**Bill To**
PIER PARK CDD
Simon Management AssociatesLLC
600 PIER PARK DRIVE, SUITE125
PANAMA CITY BEACH, FL 32413-2179

**Location**
PIER PARK CDD
600 Pier Park Drive, Suite125
PANAMA CITY BEACH, FL 32413

Pay your bill Online at
www.dumpsterservicespcb.com
ID#: 101440021964


Due Date: Wed Jun 1, 2022

Terms: PAY BY 15TH
Dumpster Services LLC Acct# 2196 600 Pier Park Drive, Suite125, Panama

| Date | Description | | Amount | Total |
|---|---|---|---|---|
| 4/1/22 | Street Sweep | Tkt: Sweep | $61.50 | $61.50 |
| 4/2/22 | Street Sweep | Tkt: Sweep | $61.50 | $123.00 |
| 4/3/22 | Street Sweep | Tkt: Sweep | $61.50 | $184.50 |
| 4/4/22 | Street Sweep | Tkt: Sweep | $61.50 | $246.00 |
| 4/5/22 | Street Sweep | Tkt: Sweep | $61.50 | $307.50 |
| 4/6/22 | Street Sweep | Tkt: Sweep | $61.50 | $369.00 |
| 4/7/22 | Street Sweep | Tkt: Sweep | $61.50 | $430.50 |
| 4/8/22 | Street Sweep | Tkt: Sweep | $61.50 | $492.00 |
| 4/9/22 | Street Sweep | Tkt: Sweep | $61.50 | $553.50 |
| 4/10/22 | Street Sweep | Tkt: Sweep | $61.50 | $615.00 |
| 4/11/22 | Street Sweep | Tkt: Sweep | $61.50 | $676.50 |
| 4/12/22 | Street Sweep | Tkt: Sweep | $61.50 | $738.00 |
| 4/13/22 | Street Sweep | Tkt: Sweep | $61.50 | $799.50 |
| 4/14/22 | Street Sweep | Tkt: Sweep | $61.50 | $861.00 |
| 4/15/22 | Street Sweep | Tkt: Sweep | $61.50 | $922.50 |
| 4/16/22 | Street Sweep | Tkt: Sweep | $61.50 | $984.00 |
| 4/17/22 | Street Sweep | Tkt: Sweep | $61.50 | $1,045.50 |
| 4/18/22 | Street Sweep | Tkt: Sweep | $61.50 | $1,107.00 |
| 4/19/22 | Street Sweep | Tkt: Sweep | $61.50 | $1,168.50 |
| 4/20/22 | Street Sweep | Tkt: Sweep | $61.50 | $1,230.00 |
| 4/21/22 | Street Sweep | Tkt: Sweep | $61.50 | $1,291.50 |
| 4/22/22 | Street Sweep | Tkt: Sweep | $61.50 | $1,353.00 |
| 4/23/22 | Street Sweep | Tkt: Sweep | $61.50 | $1,414.50 |
| 4/24/22 | Street Sweep | Tkt: Sweep | $61.50 | $1,476.00 |
| 4/25/22 | Street Sweep | Tkt: Sweep | $61.50 | $1,537.50 |
| 4/26/22 | Street Sweep | Tkt: Sweep | $61.50 | $1,599.00 |
| 4/27/22 | Street Sweep | Tkt: Sweep | $61.50 | $1,660.50 |
| 4/28/22 | Street Sweep | Tkt: Sweep | $61.50 | $1,722.00 |
| 4/29/22 | Street Sweep | Tkt: Sweep | $61.50 | $1,783.50 |
| 4/30/22 | Street Sweep | Tkt: Sweep | $61.50 | $1,845.00 |

**Invoice 7236 Total:** **$1,845.00**

**DUMPSTER SERVICES LLC**
7809 MCELVEY ROAD
PANAMA CITY BCH, FL 32408
850-249-2755

# Invoice 7236

Date: Mon May 2, 2022

Account #: 2196

**Please Pay: $1,845.00**

| Bill To | Location |
|---|---|
| PIER PARK CDD<br>Simon Management AssociatesLLC<br>600 PIER PARK DRIVE, SUITE125<br>PANAMA CITY BEACH, FL 32413-2179 | PIER PARK CDD<br>600 Pier Park Drive, Suite125<br>PANAMA CITY BEACH, FL 32413 |

Pay your bill Online at
www.dumpsterservicespcb.com
ID#: 101440021964


Due Date: Wed Jun 1, 2022

Terms: PAY BY 15TH
Dumpster Services LLC
Acct# 2196
600 Pier Park Drive, Suite125, Panama

| Date | Description | Amount | Total |
|---|---|---|---|

Pay your bill and see account information
Online at www.dumpsterservicespcb.com ID#: 101440021964

Date Rec'd Rizzetta & Co., Inc. 05.02.22

D/M approval [signature] Date 5/9/22

Date entered 05.06.22

Fund 001 GL 54100 OC 4609 880.62

Check # 100 54100 4623 964.38

Date 5-2-22
Entity #
G/L Coding
Amount $
OK to Pay
PO/Contract/Uncovered
Discrepancy
Approval

**Summary Bill Statement**
**Statement Date:** Apr 22, 2022
**Account Number:** 24000-03642

**Pier Park Community Development District**

## SUMMARY OF BILL

| | |
|---|---|
| Summary Bill Master Account Number | 24000-03642 |
| **Total Amount Due** | **$3,935.25** |
| **New Charges Due By** | **May 13, 2022** |

For Summary Billing inquiries, please email
**SummaryBilling@fpl.com**

**Please return this page with payment of the Total Amount Due.**

Date Rec'd Rizzetta & Co., Inc. 04.29.22
D/M approval [signature] Date 5/4/22
Date entered 04.29.22
Fund 001 GL 53100 OC 4301 3443.34
100 57200 4633 491.91
Check #

FPL Northwest FL

/ 150027 2400003642 00316000000000000003935525

***This is your Summary Bill Master Coupon***

***Summary Bill Master***
***Account #: 24000-03642***

Make check payable to FPL NW FL in U.S. funds and mail along with this coupon to:

PIER PARK COMMUNITY DEVELOPMENT DISTRICT
C/O ACCOUNTS PAYABLE
8529 SOUTHPARK CIR STE 330
ORLANDO FL 32819-9064

FPL NORTHWEST FL SUMM BILL
P.O. BOX 526843
MIAMI FL 33152

| 24000-03642 | $3,935.25 | May 13, 2022 | $ |
|---|---|---|---|
| ACCOUNT NUMBER | TOTAL AMOUNT OWED | NEW CHARGES DUE BY | AMOUNT ENCLOSED |

**Summary Bill Statement**
**Statement Date:** Apr 22, 2022
**Account Number:** 24000-03642

Intentionally left blank

When you pay by check, you authorize FPL to process your payment electronically or as a draft. If your payment is processed electronically, your checking account may be debited on the same day we receive the check and your check will not be returned with your checking account statement.

FPL does not agree to any restrictions, conditions or endorsements placed on any bill statement or payments such as check, money order or other forms of payment. We will process the payment as if these restrictions or conditions do not exist.

**Summary Bill Statement**
**Statement Date:** Apr 22, 2022
**Master Account #:** 24000-03642
**Due Date:** May 13, 2022

## SUMMARY BILL STATEMENT

**Pier Park Community Development District**

| Account # | Customer Information | Rate / Cycle Day | Read Date / Service Days | kWh / Max kWd | Total Due | Remarks |
|---|---|---|---|---|---|---|
| 21020-35512 | 16200 FRONT BEACH RD TX 34 TRANSFORMER #34 PANAMA CITY BEACH, FL 32413-2516 | GSD_72 16 | 04/21/2022 30 | 4090 13 | 1,194.65 | PIER PARK COMMUNITY DEVELOPMENT DIS |
| 21030-25942 | 16200 FRONT BEACH RD METER CNTR METER CNTR PANAMA CITY BEACH, FL 32413-2516 | GS_68 16 | 04/22/2022 30 | 1839 | 677.56 | PIER PARK COMMUNITY DEVELOPMENT DIS |
| 21032-39717 | 16200 FRONT BEACH RD TX 15 TRANSFORMER #15 PANAMA CITY BEACH, FL 32413-2516 | GS_68 16 | 04/22/2022 30 | 1871 | 645.98 | PIER PARK COMMUNITY DEVELOPMENT DIS |
| 21038-75593 | 16200 FRONT BEACH RD TX 26 TRANSFORMER 26 PANAMA CITY BEACH, FL 32413-2516 | GS_68 16 | 03/23/2022 29 | 0 | 22.60 | PIER PARK COMMUNITY DEVELOPMENT DIS |
| 21039-60759 | 600 S PIER PARK DR CELEBRATION TOWER PANAMA CITY BEACH, FL 32413-2169 | GS_68 16 | 04/21/2022 30 | 560 | 201.52 | PIER PARK COMMUNITY DEVELOPMENT DIS |
| 21047-04362 | 15700 L C HILTON JR DR LIGHTING LIGHTING PANAMA CITY BEACH, FL 32413-0810 | GS_68 16 | 04/22/2022 30 | 1500 | 565.12 | PIER PARK COMMUNITY DEVELOPMENT DIS |
| 21069-33118 | 16201 FRONT BEACH RD UNIT A BATHROOM PANAMA CITY BEACH, FL 32413-2515 | GS_68 16 | 04/20/2022 30 | 1371 | 493.80 | PIER PARK COMMUNITY DEVELOPMENT DIS |
| 21092-86761 | 15700 L C HILTON JR DR IRRIGATION PANAMA CITY BEACH, FL 32413-0810 | GS_68 16 | 04/22/2022 30 | 279 | 134.02 | PIER PARK COMMUNITY |

| | |
|---|---|
| **Accounts billed:** | 8 |
| **Accounts not billed:** | 0 |
| **Total number of accounts:** | 8 |
| **Total kWh:** | 11510 |
| **Total amount due:** | $3,935.25 |

**Electric Bill Statement**
**For:** Mar 23, 2022 to Apr 21, 2022 (30 days)
**Statement Date:** Apr 22, 2022
**Account Number:** 21020-35512
**Service Address:**
16200 FRONT BEACH RD TX 34
TRANSFORMER #34 PANAMA CITY BEACH,

**Hello Pier Park Community Development District,**
**Here's what you owe for this billing period.**

## CURRENT BILL

**$1,194.65**
TOTAL AMOUNT YOU OWE

**May 13, 2022**
NEW CHARGES DUE BY

## ENERGY USAGE HISTORY

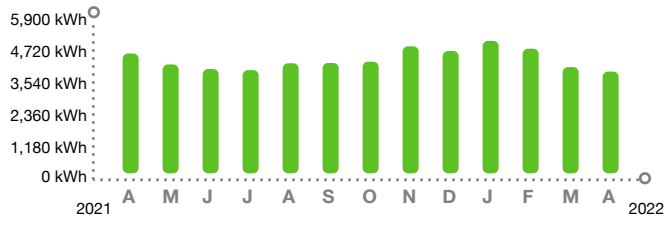


## BILL SUMMARY

| | |
|---|---|
| Amount of your last bill | 605.54 |
| Payment received | 0.00 |
| Balance before new charges | 605.54 |

**THIS $605.54 IS PAST DUE – PLEASE PAY IMMEDIATELY**

| | |
|---|---|
| Total new charges | 589.11 |
| **Total amount due** | **$1,194.65** |

*(See reverse for billing details)*

Visit **FPL.com/PayBill** for ways to pay

**We are here to help**
If you're experiencing hardship as a result of the coronavirus (COVID-19) and need help with your bill, there are resources available. Learn more: FPL.com/Help

## KEEP IN MIND

Payments received after May 13, 2022 are considered late; a late payment charge of 1.00% will apply.

| | |
|---|---|
| Customer Service: | 800-225-5797 |
| To Report Power Outages: | 800-468-8243 |
| Hearing/Speech Impaired: | 711 (Relay Service) |

FPL Northwest FL

/ 3* SEND SUMMARY BILL MASTER COUPON ONLY *

***Summary Bill Master***
***Account #: 24000-03642***

PIER PARK COMMUNITY DEVELOPMENT DISTRICT
C/O ACCOUNTS PAYABLE
8529 SOUTHPARK CIR STE 330
ORLANDO FL 32819-9064

Make check payable to FPL NW FL in U.S. funds and mail along with this coupon to:

FPL NORTHWEST FL
P.O. BOX 29090
MIAMI FL 33102-9090

| 21020-35512 | $1,194.65 | May 13, 2022 | $ SEND SUMMARY BILL MASTER COUPON ONLY |
|---|---|---|---|
| ACCOUNT NUMBER | TOTAL AMOUNT OWED | NEW CHARGES DUE BY | AMOUNT ENCLOSED |

## BILL DETAILS

| | | |
|---|---|---|
| Amount of your last bill | | 605.54 |
| Payment received | | 0.00 |
| Balance before new charges | | $605.54 |

**THIS $605.54 IS PAST DUE – PLEASE PAY IMMEDIATELY**

**New Charges**

Rate: GSD-1 GENERAL SERVICE DEMAND

| | | |
|---|---|---|
| Base charge | | 28.17 |
| Demand charge | *(13 KW at $12.54000)* | 163.02 |
| Energy charge | *(4090 KWH at $0.04855)* | 198.57 |
| Fuel charge | *(4090 KWH at $0.03806)* | 155.67 |
| Electric service charges | | $545.43 |
| Gross rec. tax/Regulatory fee | | 14.39 |
| Franchise charge | | 29.29 |
| Taxes and charges | | $43.68 |
| Total new charges | | $589.11 |
| **Total amount you owe** | | **$1,194.65** |

## METER SUMMARY

Meter reading - Meter 7261457. Next meter reading May 23, 2022

| Usage type | Current | - | Previous | = | Usage |
|---|---|---|---|---|---|
| kWh | 38131 | | 34041 | | 4090 |
| kW | 12.688 | | | | 13 |

## ENERGY USE COMPARISON

| | This Month | Last Month | Last Year |
|---|---|---|---|
| Service to | Apr 21, 2022 | Mar 22, 2022 | Apr 21, 2021 |
| kWh used | 4090 | 4272 | 4819 |
| Service days | 30 | 29 | 30 |
| kWh/day | 136 | 147 | 161 |
| Amount | $589.11 | $605.54 | $603.61 |

## Stay connected

The FPL Mobile App is the easiest way to stay connected with us. Get the app today!

**FPL.com/NWApp**

## Save energy and money

Use the Energy Checkup tool to find personalized recommendations and savings tips.

**FPL.com/BusinessCheckup**

When you pay by check, you authorize FPL to process your payment electronically or as a draft. If your payment is processed electronically, your checking account may be debited on the same day we receive the check and your check will not be returned with your checking account statement.

FPL does not agree to any restrictions, conditions or endorsements placed on any bill statement or payments such as check, money order or other forms of payment. We will process the payment as if these restrictions or conditions do not exist.

**Electric Bill Statement**
**For:** Mar 24, 2022 to Apr 22, 2022 (30 days)
**Statement Date:** Apr 22, 2022
**Account Number:** 21030-25942
**Service Address:**
16200 FRONT BEACH RD METER CNTR
METER CNTR PANAMA CITY BEACH, FL

**Hello Pier Park Community Development District,**
**Here's what you owe for this billing period.**

## CURRENT BILL

**$677.56**
TOTAL AMOUNT YOU OWE

**May 13, 2022**
NEW CHARGES DUE BY

## ENERGY USAGE HISTORY

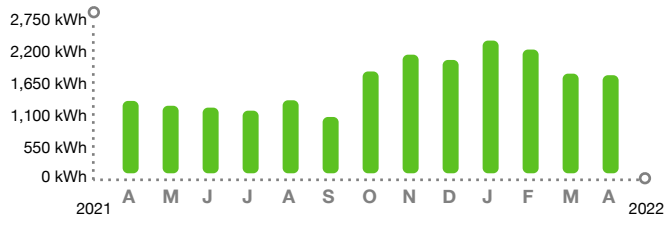


## BILL SUMMARY

| | |
|---|---|
| Amount of your last bill | 341.17 |
| Payment received | 0.00 |
| Balance before new charges | 341.17 |

**THIS $341.17 IS PAST DUE – PLEASE PAY IMMEDIATELY**

| | |
|---|---|
| Total new charges | 336.39 |
| **Total amount due** | **$677.56** |

*(See reverse for billing details)*

Visit **FPL.com/PayBill** for ways to pay

**We are here to help**
If you're experiencing hardship as a result of the coronavirus (COVID-19) and need help with your bill, there are resources available. Learn more: FPL.com/Help

## KEEP IN MIND

Payments received after May 13, 2022 are considered late; a late payment charge of 1.00% will apply.

| | |
|---|---|
| Customer Service: | 800-225-5797 |
| To Report Power Outages: | 800-468-8243 |
| Hearing/Speech Impaired: | 711 (Relay Service) |

FPL Northwest FL

/ 3* SEND SUMMARY BILL MASTER COUPON ONLY *

***Summary Bill Master***
***Account #: 24000-03642***

PIER PARK COMMUNITY DEVELOPMENT DISTRICT
C/O ACCOUNTS PAYABLE
8529 SOUTHPARK CIR STE 330
ORLANDO FL 32819-9064

Make check payable to FPL NW FL in U.S. funds and mail along with this coupon to:

FPL NORTHWEST FL
P.O. BOX 29090
MIAMI FL 33102-9090

| 21030-25942 | $677.56 | May 13, 2022 | $ SEND SUMMARY BILL MASTER COUPON ONLY |
|---|---|---|---|
| ACCOUNT NUMBER | TOTAL AMOUNT OWED | NEW CHARGES DUE BY | AMOUNT ENCLOSED |

## BILL DETAILS

| | | |
|---|---|---|
| Amount of your last bill | | 341.17 |
| Payment received | | 0.00 |
| Balance before new charges | | $341.17 |

**THIS $341.17 IS PAST DUE – PLEASE PAY IMMEDIATELY**

**New Charges**

Rate: GS-1 GENERAL SVC NON-DEMAND/BUSINESS

| | | |
|---|---|---|
| Base charge | | 11.91 |
| Energy charge | *(1839 KWH at $0.11274)* | 207.32 |
| Fuel charge | *(1839 KWH at $0.03806)* | 69.99 |
| Electric service charges | | $289.22 |
| Gross rec. tax/Regulatory fee | | 7.63 |
| Franchise charge | | 15.53 |
| Utility tax | | 24.01 |
| Taxes and charges | | $47.17 |
| Total new charges | | $336.39 |
| **Total amount you owe** | | **$677.56** |

## METER SUMMARY

Meter reading - Meter 7423853. Next meter reading May 23, 2022

| Usage type | Current | - | Previous | = | Usage |
|---|---|---|---|---|---|
| kWh | 54646 | | 52807 | | 1839 |

## ENERGY USE COMPARISON

| | This Month | Last Month | Last Year |
|---|---|---|---|
| Service to | Apr 22, 2022 | Mar 23, 2022 | Apr 22, 2021 |
| kWh used | 1839 | 1868 | 1357 |
| Service days | 30 | 29 | 30 |
| kWh/day | 61 | 64 | 45 |
| Amount | $336.39 | $341.17 | $219.94 |

## Stay connected

The FPL Mobile App is the easiest way to stay connected with us. Get the app today!

**FPL.com/NWApp**

## Save energy and money

Use the Energy Checkup tool to find personalized recommendations and savings tips.

**FPL.com/BusinessCheckup**

When you pay by check, you authorize FPL to process your payment electronically or as a draft. If your payment is processed electronically, your checking account may be debited on the same day we receive the check and your check will not be returned with your checking account statement.

FPL does not agree to any restrictions, conditions or endorsements placed on any bill statement or payments such as check, money order or other forms of payment. We will process the payment as if these restrictions or conditions do not exist.

**Electric Bill Statement**
**For:** Mar 24, 2022 to Apr 22, 2022 (30 days)
**Statement Date:** Apr 22, 2022
**Account Number:** 21032-39717
**Service Address:**
16200 FRONT BEACH RD TX 15
TRANSFORMER #15 PANAMA CITY BEACH,

**Hello Pier Park Community Development District,**
**Here's what you owe for this billing period.**

## CURRENT BILL

**$645.98**
TOTAL AMOUNT YOU OWE

**May 13, 2022**
NEW CHARGES DUE BY

## ENERGY USAGE HISTORY

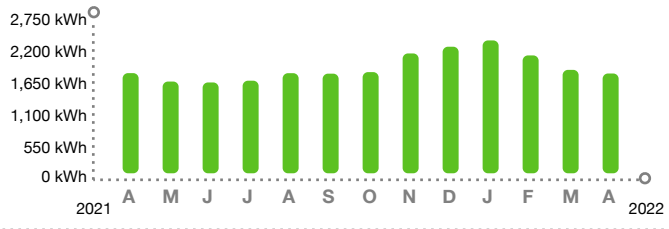


## BILL SUMMARY

| | |
|---|---|
| Amount of your last bill | 328.38 |
| Payment received | 0.00 |
| Balance before new charges | 328.38 |

**THIS $328.38 IS PAST DUE – PLEASE PAY IMMEDIATELY**

| | |
|---|---|
| Total new charges | 317.60 |
| **Total amount due** | **$645.98** |

*(See reverse for billing details)*

Visit **FPL.com/PayBill** for ways to pay

**We are here to help**
If you're experiencing hardship as a result of the coronavirus (COVID-19) and need help with your bill, there are resources available. Learn more: FPL.com/Help

## KEEP IN MIND

Payments received after May 13, 2022 are considered late; a late payment charge of 1.00% will apply.

| | |
|---|---|
| Customer Service: | 800-225-5797 |
| To Report Power Outages: | 800-468-8243 |
| Hearing/Speech Impaired: | 711 (Relay Service) |

FPL Northwest FL

/ 3* SEND SUMMARY BILL MASTER COUPON ONLY *

***Summary Bill Master***
***Account #: 24000-03642***

PIER PARK COMMUNITY DEVELOPMENT DISTRICT
C/O ACCOUNTS PAYABLE
8529 SOUTHPARK CIR STE 330
ORLANDO FL 32819-9064

Make check payable to FPL NW FL in U.S. funds and mail along with this coupon to:

FPL NORTHWEST FL
P.O. BOX 29090
MIAMI FL 33102-9090

| 21032-39717 | $645.98 | May 13, 2022 | $ SEND SUMMARY BILL MASTER COUPON ONLY |
|---|---|---|---|
| ACCOUNT NUMBER | TOTAL AMOUNT OWED | NEW CHARGES DUE BY | AMOUNT ENCLOSED |

## BILL DETAILS

| | | |
|---|---|---|
| Amount of your last bill | | 328.38 |
| Payment received | | 0.00 |
| Balance before new charges | | $328.38 |

**THIS $328.38 IS PAST DUE – PLEASE PAY IMMEDIATELY**

**New Charges**

Rate: GS-1 GENERAL SVC NON-DEMAND/BUSINESS

| | | |
|---|---|---|
| Base charge | | 11.91 |
| Energy charge | *(1871 KWH at $0.11274)* | 210.93 |
| Fuel charge | *(1871 KWH at $0.03806)* | 71.21 |
| Electric service charges | | $294.05 |
| Gross rec. tax/Regulatory fee | | 7.76 |
| Franchise charge | | 15.79 |
| Taxes and charges | | $23.55 |
| Total new charges | | $317.60 |
| **Total amount you owe** | | **$645.98** |

## METER SUMMARY

Meter reading - Meter 7511454. Next meter reading May 23, 2022

| Usage type | Current | - | Previous | = | Usage |
|---|---|---|---|---|---|
| kWh | 35962 | | 34091 | | 1871 |

## ENERGY USE COMPARISON

| | This Month | Last Month | Last Year |
|---|---|---|---|
| Service to | Apr 22, 2022 | Mar 23, 2022 | Apr 22, 2021 |
| kWh used | 1871 | 1939 | 1878 |
| Service days | 30 | 29 | 30 |
| kWh/day | 62 | 67 | 63 |
| Amount | $317.60 | $328.38 | $292.95 |

## Stay connected

The FPL Mobile App is the easiest way to stay connected with us. Get the app today!

**FPL.com/NWApp**

## Save energy and money

Use the Energy Checkup tool to find personalized recommendations and savings tips.

**FPL.com/BusinessCheckup**

When you pay by check, you authorize FPL to process your payment electronically or as a draft. If your payment is processed electronically, your checking account may be debited on the same day we receive the check and your check will not be returned with your checking account statement.

FPL does not agree to any restrictions, conditions or endorsements placed on any bill statement or payments such as check, money order or other forms of payment. We will process the payment as if these restrictions or conditions do not exist.

**Electric Bill Statement**
**For:** Feb 23, 2022 to Mar 23, 2022 (29 days)
**Statement Date:** Apr 22, 2022
**Account Number:** 21038-75593
**Service Address:**
16200 FRONT BEACH RD TX 26
TRANSFORMER 26 PANAMA CITY BEACH, FL

## Hello Pier Park Community Development District, Here's what you owe for this billing period.

### CURRENT BILL

**$22.60**
TOTAL AMOUNT YOU OWE

**May 13, 2022**
NEW CHARGES DUE BY

### ENERGY USAGE HISTORY

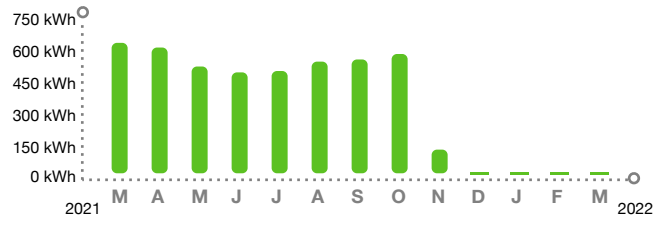


### BILL SUMMARY

| | |
|---|---|
| Amount of your last bill | 12.85 |
| Payment received | 0.00 |
| Adjustment - others charges and credits | –3.10 |
| Balance before new charges | 9.75 |

**THIS $9.75 IS PAST DUE – PLEASE PAY IMMEDIATELY**

| | |
|---|---|
| Total new charges | 12.85 |
| **Total amount due** | **$22.60** |

*(See reverse for billing details)*

Visit **FPL.com/PayBill** for ways to pay

**We are here to help**
If you're experiencing hardship as a result of the coronavirus (COVID-19) and need help with your bill, there are resources available. Learn more: FPL.com/Help

### KEEP IN MIND

Payments received after May 13, 2022 are considered late; a late payment charge of 1.00% will apply.

| | |
|---|---|
| Customer Service: | 800-225-5797 |
| To Report Power Outages: | 800-468-8243 |
| Hearing/Speech Impaired: | 711 (Relay Service) |

FPL Northwest FL

/ 3* SEND SUMMARY BILL MASTER COUPON ONLY *

***Summary Bill Master***
***Account #: 24000-03642***

PIER PARK COMMUNITY DEVELOPMENT DISTRICT
C/O ACCOUNTS PAYABLE
8529 SOUTHPARK CIR STE 330
ORLANDO FL 32819-9064

Make check payable to FPL NW FL in U.S. funds and mail along with this coupon to:

FPL NORTHWEST FL
P.O. BOX 29090
MIAMI FL 33102-9090

| 21038-75593 | $22.60 | May 13, 2022 | $ SEND SUMMARY BILL MASTER COUPON ONLY |
|---|---|---|---|
| ACCOUNT NUMBER | TOTAL AMOUNT OWED | NEW CHARGES DUE BY | AMOUNT ENCLOSED |

## BILL DETAILS

| | |
|---|---|
| Amount of your last bill | 12.85 |
| Payment received | 0.00 |
| Adjustment - others charges and credits | –3.10 |
| Balance before new charges | $9.75 |

**THIS $9.75 IS PAST DUE – PLEASE PAY IMMEDIATELY**

**New Charges**

Rate: GS-1 GENERAL SVC NON-DEMAND/BUSINESS

| | |
|---|---|
| Base charge | 11.91 |
| Electric service charges | $11.91 |
| Gross rec. tax/Regulatory fee | 0.31 |
| Franchise charge | 0.63 |
| Taxes and charges | $0.94 |
| Total new charges | $12.85 |
| **Total amount you owe** | **$22.60** |

## METER SUMMARY

Meter reading - Meter 7288480. Next meter reading Apr 22, 2022

| Usage type | Current | - | Previous | = | Usage |
|---|---|---|---|---|---|
| kWh | 76540 | | 76540 | | 0 |

## ENERGY USE COMPARISON

| | This Month | Last Month | Last Year |
|---|---|---|---|
| Service to | Mar 23, 2022 | Feb 22, 2022 | Mar 23, 2021 |
| kWh used | 0 | 0 | 667 |
| Service days | 29 | 31 | 29 |
| kWh/day | 0 | 0 | 23 |
| Amount | $12.85 | $12.85 | $123.26 |

## Stay connected

The FPL Mobile App is the easiest way to stay connected with us. Get the app today!

**FPL.com/NWApp**

## Save energy and money

Use the Energy Checkup tool to find personalized recommendations and savings tips.

**FPL.com/BusinessCheckup**

When you pay by check, you authorize FPL to process your payment electronically or as a draft. If your payment is processed electronically, your checking account may be debited on the same day we receive the check and your check will not be returned with your checking account statement.

FPL does not agree to any restrictions, conditions or endorsements placed on any bill statement or payments such as check, money order or other forms of payment. We will process the payment as if these restrictions or conditions do not exist.

**Electric Bill Statement**
**For:** Mar 23, 2022 to Apr 21, 2022 (30 days)
**Statement Date:** Apr 22, 2022
**Account Number:** 21039-60759
**Service Address:**
600 S PIER PARK DR
CELEBRATION TOWER PANAMA CITY

**Hello Pier Park Community Development District,**
**Here's what you owe for this billing period.**

## CURRENT BILL

**$201.52**
TOTAL AMOUNT YOU OWE

**May 13, 2022**
NEW CHARGES DUE BY

## ENERGY USAGE HISTORY

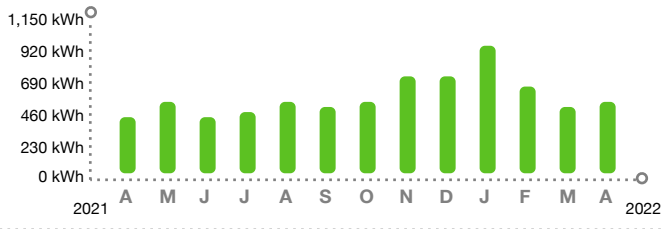


## BILL SUMMARY

| | |
|---|---|
| Amount of your last bill | 94.36 |
| Payment received | 0.00 |
| Adjustment - others charges and credits | 3.10 |
| Balance before new charges | 97.46 |

**THIS $97.46 IS PAST DUE – PLEASE PAY IMMEDIATELY**

| | |
|---|---|
| Total new charges | 104.06 |
| **Total amount due** | **$201.52** |

*(See reverse for billing details)*

Visit **FPL.com/PayBill** for ways to pay

**We are here to help**
If you're experiencing hardship as a result of the coronavirus (COVID-19) and need help with your bill, there are resources available. Learn more: FPL.com/Help

## KEEP IN MIND

Payments received after May 13, 2022 are considered late; a late payment charge of 1.00% will apply.

| | |
|---|---|
| Customer Service: | 800-225-5797 |
| To Report Power Outages: | 800-468-8243 |
| Hearing/Speech Impaired: | 711 (Relay Service) |

FPL Northwest FL

/ 3* SEND SUMMARY BILL MASTER COUPON ONLY *

***Summary Bill Master***
***Account #: 24000-03642***

PIER PARK COMMUNITY DEVELOPMENT DISTRICT
C/O ACCOUNTS PAYABLE
8529 SOUTHPARK CIR STE 330
ORLANDO FL 32819-9064

Make check payable to FPL NW FL in U.S. funds and mail along with this coupon to:

FPL NORTHWEST FL
P.O. BOX 29090
MIAMI FL 33102-9090

| 21039-60759 | $201.52 | May 13, 2022 | $ SEND SUMMARY BILL MASTER COUPON ONLY |
|---|---|---|---|
| ACCOUNT NUMBER | TOTAL AMOUNT OWED | NEW CHARGES DUE BY | AMOUNT ENCLOSED |

## BILL DETAILS

| | | |
|---|---|---|
| Amount of your last bill | | 94.36 |
| Payment received | | 0.00 |
| Adjustment - others charges and credits | | 3.10 |
| Balance before new charges | | $97.46 |

**THIS $97.46 IS PAST DUE – PLEASE PAY IMMEDIATELY**

**New Charges**

Rate: GS-1 GENERAL SVC NON-DEMAND/BUSINESS

| | | |
|---|---|---|
| Base charge | | 11.91 |
| Energy charge | *(560 KWH at $0.11274)* | 63.13 |
| Fuel charge | *(560 KWH at $0.03806)* | 21.31 |
| Electric service charges | | $96.35 |
| Gross rec. tax/Regulatory fee | | 2.54 |
| Franchise charge | | 5.17 |
| Taxes and charges | | $7.71 |
| Total new charges | | $104.06 |
| **Total amount you owe** | | **$201.52** |

## METER SUMMARY

Meter reading - Meter 3277339. Next meter reading May 23, 2022

| Usage type | Current | - | Previous | x Constant | = | Usage |
|---|---|---|---|---|---|---|
| kWh | 1088 | | 1074 | 40 | | 560 |

## ENERGY USE COMPARISON

| | This Month | Last Month | Last Year |
|---|---|---|---|
| Service to | Apr 21, 2022 | Mar 22, 2022 | Apr 21, 2021 |
| kWh used | 560 | 520 | 440 |
| Service days | 30 | 29 | 30 |
| kWh/day | 19 | 18 | 15 |
| Amount | $104.06 | $97.46 | $84.53 |

## Stay connected

The FPL Mobile App is the easiest way to stay connected with us. Get the app today!

**FPL.com/NWApp**

## Save energy and money

Use the Energy Checkup tool to find personalized recommendations and savings tips.

**FPL.com/BusinessCheckup**

When you pay by check, you authorize FPL to process your payment electronically or as a draft. If your payment is processed electronically, your checking account may be debited on the same day we receive the check and your check will not be returned with your checking account statement.

FPL does not agree to any restrictions, conditions or endorsements placed on any bill statement or payments such as check, money order or other forms of payment. We will process the payment as if these restrictions or conditions do not exist.

FPL Northwest FL

**Electric Bill Statement**
**For:** Mar 24, 2022 to Apr 22, 2022 (30 days)
**Statement Date:** Apr 22, 2022
**Account Number:** 21047-04362
**Service Address:**
15700 L C HILTON JR DR LIGHTING
LIGHTING PANAMA CITY BEACH, FL

**Hello Pier Park Community Development District,**
**Here's what you owe for this billing period.**

## CURRENT BILL

**$565.12**
TOTAL AMOUNT YOU OWE

**May 13, 2022**
NEW CHARGES DUE BY

## ENERGY USAGE HISTORY

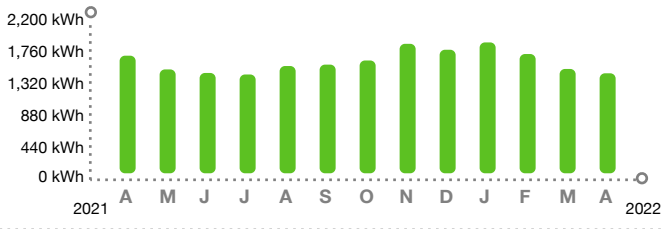


## BILL SUMMARY

| | |
|---|---|
| Amount of your last bill | 288.10 |
| Payment received | 0.00 |
| Balance before new charges | 288.10 |

**THIS $288.10 IS PAST DUE – PLEASE PAY IMMEDIATELY**

| | |
|---|---|
| Total new charges | 277.02 |
| **Total amount due** | **$565.12** |

*(See reverse for billing details)*

Visit **FPL.com/PayBill** for ways to pay

**We are here to help**
If you're experiencing hardship as a result of the coronavirus (COVID-19) and need help with your bill, there are resources available. Learn more: FPL.com/Help

## KEEP IN MIND

Payments received after May 13, 2022 are considered late; a late payment charge of 1.00% will apply.

| | |
|---|---|
| Customer Service: | 800-225-5797 |
| To Report Power Outages: | 800-468-8243 |
| Hearing/Speech Impaired: | 711 (Relay Service) |

FPL Northwest FL

/ 3* SEND SUMMARY BILL MASTER COUPON ONLY *

***Summary Bill Master***
***Account #: 24000-03642***

PIER PARK COMMUNITY DEVELOPMENT DISTRICT
C/O ACCOUNTS PAYABLE
8529 SOUTHPARK CIR STE 330
ORLANDO FL 32819-9064

Make check payable to FPL NW FL in U.S. funds and mail along with this coupon to:

FPL NORTHWEST FL
P.O. BOX 29090
MIAMI FL 33102-9090

| 21047-04362 | $565.12 | May 13, 2022 | $ SEND SUMMARY BILL MASTER COUPON ONLY |
|---|---|---|---|
| ACCOUNT NUMBER | TOTAL AMOUNT OWED | NEW CHARGES DUE BY | AMOUNT ENCLOSED |

## BILL DETAILS

| | | |
|---|---|---|
| Amount of your last bill | | 288.10 |
| Payment received | | 0.00 |
| Balance before new charges | | $288.10 |

**THIS $288.10 IS PAST DUE – PLEASE PAY IMMEDIATELY**

**New Charges**

Rate: GS-1 GENERAL SVC NON-DEMAND/BUSINESS

| | | |
|---|---|---|
| Base charge | | 11.91 |
| Energy charge | *(1500 KWH at $0.11274)* | 169.14 |
| Fuel charge | *(1500 KWH at $0.03806)* | 57.09 |
| Electric service charges | | $238.14 |
| Gross rec. tax/Regulatory fee | | 6.28 |
| Franchise charge | | 12.79 |
| Utility tax | | 19.81 |
| Taxes and charges | | $38.88 |
| Total new charges | | $277.02 |
| **Total amount you owe** | | **$565.12** |

## METER SUMMARY

Meter reading - Meter 7423838. Next meter reading May 23, 2022

| Usage type | Current | - | Previous | = | Usage |
|---|---|---|---|---|---|
| kWh | 48987 | | 47487 | | 1500 |

## ENERGY USE COMPARISON

| | This Month | Last Month | Last Year |
|---|---|---|---|
| Service to | Apr 22, 2022 | Mar 23, 2022 | Apr 22, 2021 |
| kWh used | 1500 | 1565 | 1764 |
| Service days | 30 | 29 | 30 |
| kWh/day | 50 | 54 | 59 |
| Amount | $277.02 | $288.10 | $276.97 |

## Stay connected

The FPL Mobile App is the easiest way to stay connected with us. Get the app today!

**FPL.com/NWApp**

## Save energy and money

Use the Energy Checkup tool to find personalized recommendations and savings tips.

**FPL.com/BusinessCheckup**

When you pay by check, you authorize FPL to process your payment electronically or as a draft. If your payment is processed electronically, your checking account may be debited on the same day we receive the check and your check will not be returned with your checking account statement.

FPL does not agree to any restrictions, conditions or endorsements placed on any bill statement or payments such as check, money order or other forms of payment. We will process the payment as if these restrictions or conditions do not exist.

**Electric Bill Statement**
**For:** Mar 22, 2022 to Apr 20, 2022 (30 days)
**Statement Date:** Apr 22, 2022
**Account Number:** 21069-33118
**Service Address:**
16201 FRONT BEACH RD UNIT A
BATHROOM PANAMA CITY BEACH, FL

**Hello Pier Park Community Development District,**
**Here's what you owe for this billing period.**

## CURRENT BILL

**$493.80**
TOTAL AMOUNT YOU OWE

**May 13, 2022**
NEW CHARGES DUE BY

## ENERGY USAGE HISTORY

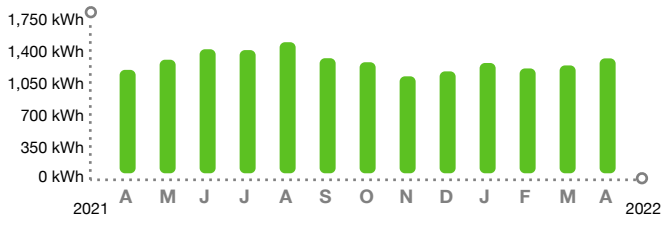


## BILL SUMMARY

| | |
|---|---|
| Amount of your last bill | 239.41 |
| Payment received | 0.00 |
| Balance before new charges | 239.41 |

**THIS $239.41 IS PAST DUE – PLEASE PAY IMMEDIATELY**

| | |
|---|---|
| Total new charges | 254.39 |
| **Total amount due** | **$493.80** |

*(See reverse for billing details)*

Visit **FPL.com/PayBill** for ways to pay

**We are here to help**
If you're experiencing hardship as a result of the coronavirus (COVID-19) and need help with your bill, there are resources available. Learn more: FPL.com/Help

## KEEP IN MIND

Payments received after May 13, 2022 are considered late; a late payment charge of 1.00% will apply.

| | |
|---|---|
| Customer Service: | 800-225-5797 |
| To Report Power Outages: | 800-468-8243 |
| Hearing/Speech Impaired: | 711 (Relay Service) |

FPL Northwest FL

/ 3* SEND SUMMARY BILL MASTER COUPON ONLY *

***Summary Bill Master***
***Account #: 24000-03642***

PIER PARK COMMUNITY DEVELOPMENT DISTRICT
C/O ACCOUNTS PAYABLE
8529 SOUTHPARK CIR STE 330
ORLANDO FL 32819-9064

Make check payable to FPL NW FL in U.S. funds and mail along with this coupon to:

FPL NORTHWEST FL
P.O. BOX 29090
MIAMI FL 33102-9090

| 21069-33118 | $493.80 | May 13, 2022 | $ SEND SUMMARY BILL MASTER COUPON ONLY |
|---|---|---|---|
| ACCOUNT NUMBER | TOTAL AMOUNT OWED | NEW CHARGES DUE BY | AMOUNT ENCLOSED |

## BILL DETAILS

| | | |
|---|---|---|
| Amount of your last bill | | 239.41 |
| Payment received | | 0.00 |
| Balance before new charges | | $239.41 |

**THIS $239.41 IS PAST DUE – PLEASE PAY IMMEDIATELY**

**New Charges**

Rate: GS-1 GENERAL SVC NON-DEMAND/BUSINESS

| | | |
|---|---|---|
| Base charge | | 11.91 |
| Energy charge | *(1371 KWH at $0.11274)* | 154.58 |
| Fuel charge | *(1371 KWH at $0.03806)* | 52.18 |
| Electric service charges | | $218.67 |
| Gross rec. tax/Regulatory fee | | 5.77 |
| Franchise charge | | 11.74 |
| Utility tax | | 18.21 |
| Taxes and charges | | $35.72 |
| Total new charges | | $254.39 |
| **Total amount you owe** | | **$493.80** |

## METER SUMMARY

Meter reading - Meter 3281694. Next meter reading May 20, 2022

| Usage type | Current | - | Previous | = | Usage |
|---|---|---|---|---|---|
| kWh | 62108 | | 60737 | | 1371 |

## ENERGY USE COMPARISON

| | This Month | Last Month | Last Year |
|---|---|---|---|
| Service to | Apr 20, 2022 | Mar 21, 2022 | Apr 20, 2021 |
| kWh used | 1371 | 1287 | 1234 |
| Service days | 30 | 29 | 30 |
| kWh/day | 46 | 44 | 41 |
| Amount | $254.39 | $239.41 | $202.70 |

## Stay connected

The FPL Mobile App is the easiest way to stay connected with us. Get the app today!

**FPL.com/NWApp**

## Save energy and money

Use the Energy Checkup tool to find personalized recommendations and savings tips.

**FPL.com/BusinessCheckup**

When you pay by check, you authorize FPL to process your payment electronically or as a draft. If your payment is processed electronically, your checking account may be debited on the same day we receive the check and your check will not be returned with your checking account statement.

FPL does not agree to any restrictions, conditions or endorsements placed on any bill statement or payments such as check, money order or other forms of payment. We will process the payment as if these restrictions or conditions do not exist.

**Electric Bill Statement**
**For:** Mar 24, 2022 to Apr 22, 2022 (30 days)
**Statement Date:** Apr 22, 2022
**Account Number:** 21092-86761
**Service Address:**
15700 L C HILTON JR DR IRRIGATION
PANAMA CITY BEACH, FL 32413-0810

**Hello Pier Park Community Development District,**
**Here's what you owe for this billing period.**

## CURRENT BILL

**$134.02**
TOTAL AMOUNT YOU OWE

**May 13, 2022**
NEW CHARGES DUE BY

## ENERGY USAGE HISTORY

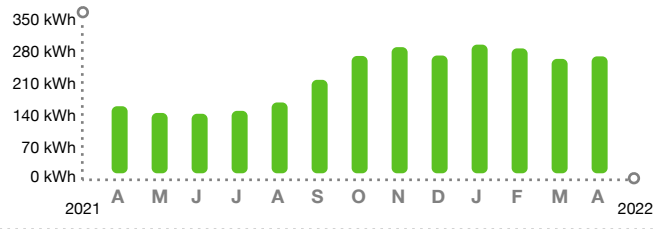


## BILL SUMMARY

| | |
|---|---|
| Amount of your last bill | 66.42 |
| Payment received | 0.00 |
| Balance before new charges | 66.42 |

**THIS $66.42 IS PAST DUE – PLEASE PAY IMMEDIATELY**

| | |
|---|---|
| Total new charges | 67.60 |
| **Total amount due** | **$134.02** |

*(See reverse for billing details)*

Visit **FPL.com/PayBill** for ways to pay

**We are here to help**
If you're experiencing hardship as a result of the coronavirus (COVID-19) and need help with your bill, there are resources available. Learn more:
FPL.com/Help

| | |
|---|---|
| Customer Service: | 800-225-5797 |
| To Report Power Outages: | 800-468-8243 |
| Hearing/Speech Impaired: | 711 (Relay Service) |

FPL Northwest FL

/ 3* SEND SUMMARY BILL MASTER COUPON ONLY *

***Summary Bill Master***
***Account #: 24000-03642***

PIER PARK COMMUNITY DEVELOPMENT DISTRICT
C/O ACCOUNTS PAYABLE
8529 SOUTHPARK CIR STE 330
ORLANDO FL 32819-9064

Make check payable to FPL NW FL in U.S. funds and mail along with this coupon to:

FPL NORTHWEST FL
P.O. BOX 29090
MIAMI FL 33102-9090

| 21092-86761 | $134.02 | May 13, 2022 | $ SEND SUMMARY BILL MASTER COUPON ONLY |
|---|---|---|---|
| ACCOUNT NUMBER | TOTAL AMOUNT OWED | NEW CHARGES DUE BY | AMOUNT ENCLOSED |

## BILL DETAILS

| | | |
|---|---|---|
| Amount of your last bill | | 66.42 |
| Payment received | | 0.00 |
| Balance before new charges | | $66.42 |

**THIS $66.42 IS PAST DUE – PLEASE PAY IMMEDIATELY**

**New Charges**

Rate: GS-1 GENERAL SVC NON-DEMAND/BUSINESS

| | | |
|---|---|---|
| Base charge | | 11.91 |
| Energy charge | *(279 KWH at $0.11274)* | 31.45 |
| Fuel charge | *(279 KWH at $0.03806)* | 10.62 |
| Electric service charges | | $53.98 |
| Gross rec. tax/Regulatory fee | | 1.42 |
| Franchise charge | | 2.90 |
| Utility tax | | 4.67 |
| Florida sales tax | | 4.05 |
| Discretionary sales surtax | | 0.58 |
| Taxes and charges | | $13.62 |
| Total new charges | | $67.60 |
| **Total amount you owe** | | **$134.02** |

## METER SUMMARY

Meter reading - Meter 7428731. Next meter reading May 23, 2022

| Usage type | Current | - | Previous | = | Usage |
|---|---|---|---|---|---|
| kWh | 18363 | | 18084 | | 279 |

## ENERGY USE COMPARISON

| | This Month | Last Month | Last Year |
|---|---|---|---|
| Service to | Apr 22, 2022 | Mar 23, 2022 | Apr 21, 2021 |
| kWh used | 279 | 273 | 160 |
| Service days | 30 | 29 | 29 |
| kWh/day | 9 | 9 | 6 |
| Amount | $67.60 | $66.42 | $56.03 |

## Stay connected

The FPL Mobile App is the easiest way to stay connected with us. Get the app today!

**FPL.com/NWApp**

## Save energy and money

Use the Energy Checkup tool to find personalized recommendations and savings tips.

**FPL.com/BusinessCheckup**

When you pay by check, you authorize FPL to process your payment electronically or as a draft. If your payment is processed electronically, your checking account may be debited on the same day we receive the check and your check will not be returned with your checking account statement.

FPL does not agree to any restrictions, conditions or endorsements placed on any bill statement or payments such as check, money order or other forms of payment. We will process the payment as if these restrictions or conditions do not exist.

RECEIVED
MAR 2 8 2022

**KUTAK ROCK LLP**

**TALLAHASSEE, FLORIDA**
Telephone 404-222-4600
Facsimile 404-222-4654

Federal ID 47-0597598

March 23, 2022

**Check Remit To:**
Kutak Rock LLP
PO Box 30057
Omaha, NE 68103-1157

**Wire Transfer Remit To:**
ABA #104000016
First National Bank of Omaha
Kutak Rock LLP
A/C # 24690470
Reference: Invoice No. 3024189
Client Matter No. 15823-1

Ms. Kim O'Meara
Pier Park CDD
Rizzetta & Company, Inc.
Suite 200
3434 Colwell Avenue
Tampa, FL 33614-8390

Invoice No. 3024189
15823-1

---

Re: Pier Park CDD - General Counsel

For Professional Legal Services Rendered

| | | | | |
|---|---|---|---|---|
| 02/01/22 | J. Brown | 1.10 | 302.50 | Review open action items; review regarding refunding potential; review regarding status of direct collections and uniform method |
| 02/01/22 | D. Wilbourn | 0.80 | 100.00 | Prepare landowner election resolutions and prompt payment resolution |
| 02/02/22 | J. Brown | 0.70 | 192.50 | Review agreements with property appraiser and tax collector; review and revise prompt payment resolution and policies; correspondence with Ms. O'Mera and various other persons regarding same |
| 02/03/22 | J. Brown | 1.10 | 302.50 | Review and confer with engineer regarding stormwater needs assessment; review correspondence regarding delinquent assessments |
| 02/04/22 | J. Brown | 0.60 | 165.00 | Follow-up correspondence regarding |

| | | | | |
|---|---|---|---|---|
| | | | | stormwater needs assessment; review open action items |
| 02/07/22 | J. Brown | 0.20 | 55.00 | Email correspondence with Ms. O'Mera and Mr. Carroll regarding engineering services for statutory needs analysis |
| 02/11/22 | J. Brown | 0.50 | 137.50 | Conference with Ms. Connell and various other persons regarding budget and assessment plans; follow-up regarding delinquent assessments |
| 02/25/22 | C. Stuart | 1.00 | 420.00 | Review proposed legislation; monitor committee activity and agendas; monitor Amendment 12 implementation |
| 02/28/22 | J. Brown | 0.20 | 55.00 | Follow-up regarding delinquent assessments |

| | | |
|---|---|---|
| TOTAL HOURS | 6.20 | |
| TOTAL FOR SERVICES RENDERED | | $1,730.00 |
| TOTAL CURRENT AMOUNT DUE | | $1,730.00 |

Date Rec'd Rizzetta & Co., Inc. 03.28.22
D/M approval Kristy O'Mera Date 4/5/22
Date entered 03.31.22
Fund 001 GL 51400 OC 3107
Check #

RECEIVED
MAR 2 8 2022

**KUTAK ROCK LLP**

**TALLAHASSEE, FLORIDA**
Telephone 404-222-4600
Facsimile 404-222-4654

Federal ID 47-0597598

**Check Remit To:**
Kutak Rock LLP
PO Box 30057
Omaha, NE 68103-1157

**Wire Transfer Remit To:**
ABA #104000016
First National Bank of Omaha
Kutak Rock LLP
A/C # 24690470
Reference: Invoice No. 3024190
Client Matter No. 15823-2

March 23, 2022

Date Rec'd Rizzetta & Co., Inc. 03.28.22
D/M approval Kim O'Mera Date 4/5/22
Date entered 03.31.22
Fund 001 GL 51400 OC 3107
Check #

Ms. Kim O'Meara
Pier Park CDD
Rizzetta & Company, Inc.
Suite 200
3434 Colwell Avenue
Tampa, FL 33614-8390

Invoice No. 3024190
15823-2

Re: Pier Park CDD - Monthly Meeting

For Professional Legal Services Rendered

| | | | | |
|---|---|---|---|---|
| 02/01/22 | J. Brown | 1.10 | 302.50 | Review draft agenda; review outstanding action items from last Board meeting; confer with Ms. O'Mera regarding agenda |
| 02/07/22 | J. Brown | 0.20 | 55.00 | Review and follow-up regarding agenda for regular Board meeting; review agenda |
| 02/14/22 | J. Brown | 1.10 | 302.50 | Prepare for, attend, and follow-up from regular Board meeting |

TOTAL HOURS 2.40

TOTAL FOR SERVICES RENDERED $660.00

TOTAL CURRENT AMOUNT DUE $660.00

PRIVILEGED AND CONFIDENTIAL
ATTORNEY-CLIENT COMMUNICATION AND/OR WORK PRODUCT

RECEIVED
APR 2 1 2022
BY: .....

**KUTAK ROCK LLP**

**TALLAHASSEE, FLORIDA**
Telephone 404-222-4600
Facsimile 404-222-4654

Federal ID 47-0597598

April 15, 2022

**Check Remit To:**
Kutak Rock LLP
PO Box 30057
Omaha, NE 68103-1157

**Wire Transfer Remit To:**
ABA #104000016
First National Bank of Omaha
Kutak Rock LLP
A/C # 24690470
Reference: Invoice No. 3037866
Client Matter No. 15823-1

Ms. Kim O'Meara
Pier Park CDD
Rizzetta & Company, Inc.
Suite 200
3434 Colwell Avenue
Tampa, FL 33614-8390

Invoice No. 3037866
15823-1

---

Re: Pier Park CDD - General Counsel

For Professional Legal Services Rendered

| | | | | |
|---|---|---|---|---|
| 03/07/22 | J. Brown | 0.40 | 110.00 | Forward correspondence from Ms. Whitehurst regarding trip and fall; follow-up regarding same |
| 03/10/22 | C. Stuart | 1.00 | 420.00 | Review proposed legislation; monitor committee activity and agendas; monitor Amendment 12 implementation |
| 03/21/22 | J. Brown | 0.70 | 192.50 | Follow-up regarding direct collection of debt assessments; follow-up with Mr. Bakun; conference with Mr. Price |
| TOTAL HOURS | | 2.10 | | |

| | | |
|---|---|---|
| TOTAL FOR SERVICES RENDERED | | $722.50 |
| TOTAL CURRENT AMOUNT DUE | | $722.50 |
| UNPAID INVOICES: | | |
| March 23, 2022 | Invoice No. 3024189 | 1,730.00 |
| TOTAL DUE | | $2,452.50 |

Date Rec'd Rizzetta & Co., Inc. 04.21.22
D/M approval _____ Date 5/4/22
Date entered 04.29.22
Fund 001 GL 51400 OC 3107
Check # _____

**Rizzetta & Company, Inc.**
**3434 Colwell Avenue**
**Suite 200**
**Tampa FL 33614**

# Invoice

| Date | Invoice # |
|---|---|
| 5/1/2022 | INV0000067853 |

**Bill To:**

PIER PARK CDD
3434 Colwell Avenue, Suite 200
Tampa FL 33614

| Services for the month of | Terms | Client Number |
|---|---|---|
| May | Upon Receipt | 00370 |

| Description | Qty | Rate | Amount |
|---|---|---|---|
| Accounting Services | 1.00 | $2,475.42 | $2,475.42 |
| Administrative Services | 1.00 | $777.33 | $777.33 |
| Email Accounts, Admin & Maintenance | 5.00 | $15.00 | $75.00 |
| Financial & Revenue Collections | 1.00 | $437.50 | $437.50 |
| Management Services | 1.00 | $2,587.50 | $2,587.50 |
| Website Compliance & Management | 1.00 | $100.00 | $100.00 |

Date Rec'd Rizzetta & Co., Inc. 04.26.22
D/M approval [signature] Date 5/4/22
Date entered 04.29.22
Fund 001 GL 51900 OC 3201 1527.34
100 51900 3201 948.08
Check # 001 51300 3100 777.33
001 51300 5103 75
001 51300 3111 437.50
001 51300 3101 2587.50
001 51300 5103 100

# Invoice

**Include Invoice Number with Payment**

**Invoice No.:** SM37600
**Date:** 4/1/2022

**38001 Brownsville Rd., Slidell, LA 70460**

**Bill to:** Pier Park Comm. Dev. District
3434 Colwell Avenue
Suite 200
Tampa, FL 33614

**Service at:** Pier Park Comm. Dev. District
120 Richard Jackson Blvd.
Suite 220

Panama City Bch, FL 32407

**Customer Email:** cddinvoice@rizzetta.com
**Customer ID:** PPCDD
**Terms:** Net 30 days
**Special Instructions:** Pier Park CDD

**Reference:** 89-20140-FL

| Description | Date | Quantity | Unit Price | Amount |
|---|---|---|---|---|
| Landscape Maintenance for the month of April | | 1.00 | 15,007.59 | 15,007.59 |

Date Rec'd Rizzetta & Co., Inc. 04/08/22
D/M approval [signature] Date 4/18/22
Date entered 04.14.22
Check #

| | | | |
|---|---|---|---|
| Fund 001 | GL 53900 | OC 4604 | 9449.38 |
| 001 | 53800 | 4606 | 171.93 |
| 001 | 53900 | 4608 | 3101.54 |
| 001 | 53900 | 4904 | 859.64 |
| 001 | 53900 | 4907 | 642.52 |
| 001 | 53900 | 4909 | 1167.39 |

**Thank you!**
**If you have any questions please feel free to call**
**(985) 643-2427 ext 125**

| | |
|---|---|
| Subtotal: | 15,007.59 |
| Sales Tax: | 0.00 |
| Fuel Surcharge: | 384.81 |
| **Total Due:** | **15,392.40** |

**Include Invoice Number with Payment**

**A service charge of 1 1/2% per month (18% per annum) will be charged on all past due amounts.**

**MAKE PAYABLE & MAIL TO: Rotolo Consultants, Inc.**
**38001 Brownsville Rd., Slidell, Louisiana 70460 Office (985) 643-2427 Fax (985) 643-2691**

# SIMON PROPERTY GROUP

# INVOICE

***Pier Park***

600 Pier Park Drive, Suite 125
Panama City Beach, FL 32413
Phone 850-236-9974  Fax 850-236-0681

**DATE:** April 1, 2022
**INVOICE #** 201150
**FOR:** *Monthly Management*

**Bill To:**
Pier Park CDD c/o Simon Property Group Management Office
600 Pier Park Drive, Ste 125
Panama City Beach, FL 32413

| DESCRIPTION | AMOUNT |
|---|---|
| April Management Fee | $ 3,110.80 |

Date Rec'd Rizzetta & Co., Inc. 04.29.22
D/M approval [signature] Date 5/4/22
Date entered 04.29.22
Fund 001 ~~110~~ GL ~~57200~~ 57200 OC ~~3305~~ 3305 950.66 2160.14
Check #

Date 4-26-22
Entity #
G/L Coding
Amount $
OK to Pay
PO/Contract/Uncovered
Discrepancy
Approval [signature]

| | |
|---|---|
| **TOTAL** | **$ 3,110.80** |

Due upon receipt.
Make all checks payable to: **Pier Park**
If you have any questions concerning this invoice,
contact Angela Waller at 850-236-9974 or by email : AngelaWaller@simon.com

# SIMON PROPERTY GROUP

# INVOICE

***Pier Park***

600 Pier Park Drive, Suite 125
Panama City Beach, FL 32413
Phone 850-236-9974 Fax 850-236-0681

**DATE:** May 1, 2022
**INVOICE #** 201151
**FOR:** *Monthly Management*

**Bill To:**
Pier Park CDD c/o Simon Property Group Management Office
600 Pier Park Drive, Ste 125
Panama City Beach, FL 32413

| DESCRIPTION | AMOUNT |
|---|---|
| May Management Fee | $ 3,110.80 |

Date Rec'd Rizzetta & Co., Inc. 04.29.22
D/M approval [signature] Date 5/4/22
Date entered 04.29.22
Fund 001 GL 57200 OC 3305 950.66
100 57200 3305 2160.14
Check #

Date 4-26-22
Entity #
G/L Coding
Amount $
OK to Pay
PO/Contract/Uncovered
Discrepancy
Approval

**TOTAL** **$ 3,110.80**

Due upon receipt.
Make all checks payable to: **Pier Park**
If you have any questions concerning this invoice,
contact Angela Waller at 850-236-9974 or by email : AngelaWaller@simon.com

# INVOICE

The Lake Doctors, Inc.
Aquatic Management Services

4651 Salisbury Rd., Suite155, Jacksonville, FL 32256
PH: (904) 431-3914

| | |
|---|---|
| Invoice # | 650978 |
| Account # | 709713 |
| Invoice Date | 5/1/2022 |
| Due Date | 5/11/2022 |
| Rep | MTS |

**Bill To**

PIER PARK CDD
C/O RIZZETTA & COMPANY
3434 COLWELL AVE.
SUITE 200
TAMPA, FL 33614

Invoice Questions:
AR@LakeDoctors.com

| Purchase Order Number | Terms | Invoice Date Reflects Month of Service Provided |
|---|---|---|
| | NET 10 DAYS | |

| Item | Description | Amount |
|---|---|---|
| | Monthly Water Management Service (R) | 617.00 |
| | Date Rec'd Rizzetta & Co., Inc. 04.29.22<br>D/M approval [signature] Date 5/9/22<br>Date entered 05.06.22<br>Fund 001 100 GL 53800 53800 OC 4625 4625 431.90 185.10<br>Check # | |
| **OUTSTANDING BALANCE** | **$1,234.00** | |

**Thank you! For your business!**

**Total Invoice** **$617.00**

**Please include your account number and invoice number on your check with your remittance stub.**
**Please remit payments to: The Lake Doctors, Inc.**
**PO Box 20122**
**Tampa, FL 33622-0122**

Remittance Stub

| Amount Enclosed |
|---|
| |

| | |
|---|---|
| Invoice # | 650978 |
| Account # | 709713 |
| Date | 5/1/2022 |

**Bill To**

PIER PARK CDD
C/O RIZZETTA & COMPANY
3434 COLWELL AVE.
SUITE 200
TAMPA, FL 33614

**For address and contact updates, please email us at customerservice@lakedoctors.com.**

IF PAYING BY CREDIT CARD, FILL OUT BELOW
____ Mastercard ____ Visa ____ American Express
Card # _____
Card Verification # _____
Exp. Date # _____
Print Name _____
Billing Address: ____ Check box if same as above
_____
_____
Signature _____

**VGlobalTech**
636 Fanning Drive
Winter Springs, FL 32708 US
contact@vglobaltech.com
www.vglobaltech.com

# INVOICE

**BILL TO**
Pier Park CDD
3434 Colwell Ave
Tampa, FL 33614 United States

**INVOICE #** 3845
**DATE** 05/01/2022
**DUE DATE** 05/01/2022
**TERMS** Due on receipt

| DATE | ACTIVITY | QTY | RATE | AMOUNT |
|---|---|---|---|---|
| | **Web Maintenance:ADA Website Maintenance**<br>Ongoing website maintenance for ADA and WCAG Compliance | 1 | 220.00 | 220.00 |

Monthly maintenance for Pier Park CDD

BALANCE DUE **$220.00**

Date Rec'd Rizzetta & Co., Inc. 05.01.22
D/M approval _____ Date 5/9/22
Date entered 05.06.22
Fund 001 GL 51300 OC 5103
Check # _____

# Pier Park Community Development District

DISTRICT OFFICE · PANAMA CITY BEACH, FL 32407
MAILING ADDRESS · 3434 COLWELL AVENUE, SUITE 200 · TAMPA, FLORIDA 33614
WWW.PIERPARKCDD.ORG

**Operation and Maintenance Expenditures**
**For Board Approval**
**June 2022**

Attached please find the check register listing the Operation and Maintenance expenditures paid from June 1, 2022 through June 30, 2022. This does not include expenditures previously approved by the Board.

The total items being presented: **$51,204.62**

Approval of Expenditures:

_____

_____ Chairperson

_____ Vice Chairperson

_____ Assistant Secretary

# Pier Park Community Development District

Paid Operation & Maintenance Expenditures

June 1, 2022 Through June 30, 2022

| Vendor Name | Check Number | Invoice Number | Invoice Description | Invoice Amount |
|---|---|---|---|---|
| AMTEC | 004240 | 4888-06-22 | Arbitrage Rebate Calculation Series 2014 06/22 | $ 450.00 |
| CA Florida Holdings LLC | 004241 | 0004621598 | Acct #523224 Legal Advertising 05/22 | $ 129.40 |
| City of Panama City Beach | 2022061722-1 | COPB Summary 06/22 | Utility Summary 06/22 | $ 2,940.96 |
| Dumpster Services LLC | 004233 | 7470 | Street & Parking Lot Sweeping 05/22 | $ 915.12 |
| Florida Power & Light Company | 004234 | 24000-03642 05/22 | Summary Bill Master Account #24000-03642 05/22 | $ 100.34 |
| Kutak Rock LLP | 004236 | 3053542 | Legal Services 04/22 | $ 2,200.00 |
| Rizzetta & Company, Inc. | 004238 | INV0000068696 | District Management Fees 06/22 | $ 5,504.67 |
| Rotolo Consultants, Inc. | 004231 | SM38399 | Landscape Maintenance 05/22 | $ 12,321.93 |
| Rotolo Consultants, Inc. | 004242 | SM39185 | Landscape Maintenance 06/22 | $ 12,321.93 |
| Ryerson's Electrical Service, Inc. | 004237 | 8052 | Replaced Light Fixtures 05/22 | $ 4,775.00 |
| Simon Property Group, Inc. | 004243 | 201153 | Management Fee 06/22 | $ 950.66 |
| The Fresh Coat Paint Co. | 004235 | 32 | Paint Brown Area and White Trim 06/22 | $ 2,000.00 |

# Pier Park Community Development District

Paid Operation & Maintenance Expenditures

June 1, 2022 Through June 30, 2022

| Vendor Name | Check Number | Invoice Number | Invoice Description | Invoice Amount |
|---|---|---|---|---|
| The Lake Doctors, Inc. | 004244 | 657808 | Monthly Lake Maintenance 06/22 | $ 431.90 |
| Universal Building LLC dba. Allied Universal Janitorial Srv. | 004232 | 12648639 | Janitorial Services 04/22 | $ 5,942.71 |
| VGlobaltech | 004239 | 3928 | Web Design ADA Compliance 06/22 | $ 220.00 |
| **Report Total** | | | | **$ 51,204.62** |

AMTEC
American Municipal Tax-Exempt Compliance

90 Avon Meadow Lane
Avon, CT 06001
(T) 860-321-7521
(F) 860-321-7581
www.amteccorp.com

**Client:** Pier Park Community Development District
c/o Ms. Kelsie Howell
District Compliance Associate
Rizzetta & Company, Inc.
12750 Citrus Park Lane, Suite 115
Tampa, FL 33625

**Invoice No.** 4888-06-22

**Date:** June 22, 2022

---

For Professional Services:

| Issue | Service | Fee |
|---|---|---|
| $16,220,000 Pier Park Community Development District, Capital Improvement Revenue Refunding Bonds, Series 2014 | Rebate Report & Opinion | $450 |
| | **Total** | **$450** |

Date Rec'd Rizzetta & Co., Inc. 06.23.22
D/M approval [signature] Date 6/27/22
Date entered 06.24.22
Fund 001 GL 51300 OC 3203
Check #

**Please remit the total due to AMTEC (Tax ID: 06-1308917):**

**ACH/Wiring Instructions : Webster Bank**
**ABA Routing Number : 211170101**
**AMTEC Account Number : 0011225771**

**Please notify AMTEC at info@amteccorp.com upon completing the transaction.**

**Should a check payment be sent:**

**AMTEC**
**90 Avon Meadow Lane**
**Avon, CT 06001**

**LOCALiQ**
FLORIDA

| ACCOUNT NAME | | ACCOUNT # | PAGE # |
|---|---|---|---|
| Pier Park | | 523224 | 1 of 1 |
| **INVOICE #** | **BILLING PERIOD** | **PAYMENT DUE DATE** | |
| 0004621598 | May 1- May 31, 2022 | June 20, 2022 | |
| **PREPAY (Memo Info)** | **UNAPPLIED (included in amt due)** | **TOTAL AMOUNT DUE** | |
| $0.00 | $0.00 | **$129.40** | |

**BILLING ACCOUNT NAME AND ADDRESS**

Pier Park
Darrin Mossing
3434 Colwell Ave. Ste. 200
Tampa, FL 33614-8390

**BILLING INQUIRIES/ADDRESS CHANGES**
1-877-736-7612 or smb@ccc.gannett.com

**FEDERAL ID**
47-2390983

**Legal Entity:** Gannett Media Corp.
**Terms and Conditions:** Past due accounts are subject to interest at the rate of 18% per annum or the maximum legal rate (whichever is less). Advertiser claims for a credit related to rates incorrectly invoiced or paid must be submitted in writing to Publisher within 30 days of the invoice date or the claim will be waived. Any credit towards future advertising must be used within 30 days of issuance or the credit will be forfeited.
**All funds payable in US dollars.**

RECEIVED
JUN 21 2022

0000523224000000000000046215980001294067177

**To sign-up for E-mailed invoices and online payments please contact abgspecial@gannett.com. Previous account number: PANA_1026541**

| Date | Description | Amount |
|---|---|---|
| 5/1/22 | Balance Forward | $0.00 |

***Package Advertising:***

| Start-End Date | Order Number | Description | PO Number | Package Cost |
|---|---|---|---|---|
| 5/19/22 | 7259047 | Board of Supervisors meeting 5/26/22 | | $129.40 |

Date Rec'd Rizzetta & Co., Inc. 06.21.22
D/M approval [signature] Date 6/27/22
Date entered 06.24.22
Fund 001 GL 51300 OC 4801
Check #

**PLEASE DETACH AND RETURN THIS PORTION WITH YOUR PAYMENT**

**LOCALiQ**
FLORIDA

| ACCOUNT NAME | | PAYMENT DUE DATE | | AMOUNT PAID |
|---|---|---|---|---|
| Pier Park | | June 20, 2022 | | |
| **ACCOUNT NUMBER** | | **INVOICE NUMBER** | | |
| 523224 | | 0004621598 | | |
| **CURRENT DUE** | **30 DAYS PAST DUE** | **60 DAYS PAST DUE** | **90 DAYS PAST DUE** | **120+ DAYS PAST DUE** | **UNAPPLIED PAYMENTS** | **TOTAL AMOUNT DUE** |
| $129.40 | $0.00 | $0.00 | $0.00 | $0.00 | $0.00 | **$129.40** |

**REMITTANCE ADDRESS** (Include Account# & Invoice# on check)

CA Florida Holdings, LLC
PO Box 631244
Cincinnati, OH 45263-1244

**TO PAY WITH CREDIT CARD PLEASE FILL OUT BELOW:**

☐ VISA ☐ MASTERCARD ☐ DISCOVER ☐ AMEX

Card Number
Exp Date / / CVV Code
Signature Date

0000523224000000000000046215980001294067177

# Pier Park CDD
# City of Panama City Beach
# Meter Reading 04/19/22 - 5/18/22 Due: 06/16/22
# 6/1/2022

| Account | Billing Date | Service Address | Code | | Amount |
|---|---|---|---|---|---|
| 74473-85934 | 6/1/2022 | BBR Pier & BBR Park | 001 53600 4301 | $ | 2,299.37 |
| 74473-85936 | 6/1/2022 | Pier Pk Beach Ball | 001 53600 4301 | $ | 201.94 |
| 74473-85938 | 6/1/2022 | FBR Pier Park | 001 53600 4301 | $ | 72.81 |
| 74473-95670 | 6/1/2022 | City Pier Front Beach Rd | 001 53600 4301 | $ | 212.77 |
| 74473-95692 | 6/1/2022 | 15999 (Stingray) L C Hilton Dr | 001 53600 4301 | $ | 128.12 |
| 74473-95798 | 6/1/2022 | 15701 (Mister) L C Hilton Dr | 001 53600 4301 | $ | 25.95 |
| | | **TOTAL** | | **$** | **2,940.96** |

| | | | | |
|---|---|---|---|---|
| | | **Summary** | | |
| | **General Service** | **001 53600 4301** | **$** | **1,989.56** |
| | | **100 57200 4634** | **$** | **951.40** |
| | **Late Fees** | | **$** | **-** |
| | | | **$** | **-** |
| | | | **$** | **-** |
| | | **Total** | **$** | **2,940.96** |

Date Rec'd Rizzetta & Co., Inc. 07.13.22

D/M approval _____ Date 7/13/22

Date entered 07.13.22

Fund see above GL _____ OC _____

Check # _____

**CITY OF PANAMA CITY BEACH**
116 S. ARNOLD ROAD
PANAMA CITY BEACH, FL 32413
PHONE (850) 233-5100

# WATER BILL



BBR PIER & BBR PARK
74473-85934 06-30 6/01/22 6/15/22
Total Current Charges 2,299.37
** Balance Forward ** .00
Bank account drafted for: 2,299.37
Pay 2,529.31 After 6/16/22

RECEIVED
JUN - 7 2022
BY:

**********AUTO**MIXED AADC 325 Tray 9 : Piece 2909
PIER PARK CDD
3434 COLWELL AVE STE 200
TAMPA FL 33614-8390

4112 PIERP

PARK CONTRIBUTIONS NOT INCLUDED IN AMOUNT DUE.
PLEASE ADD TO TOTAL DUE IF YOU CHOOSE TO CONTRIBUTE.

ACCOUNT NUMBER STATEMENT DATE DUE DATE

BBR PIER & BBR PARK

74473-85934 06-30 6/01/22 6/15/22

PIER PARK CDD
Last payment amount/date: 789.37 5/19/22

| | Service Period | | Days | Meter Number | Mult | Current | Previous | Usage |
|---|---|---|---|---|---|---|---|---|
| RE | 4/18/22 | 5/18/22 | 30 | 63022578 | 100.0 | 736336 | 708474 | 2786200 |
| | | | | | | USAGE FOR 6/21 | | 688800 |

| Service | Consumption | Charge | Total |
|---|---|---|---|
| RE MINIMUM CHARGE | 3,000.00 | 72.81 | |
| RE OVERAGE | 2,783,200.00 | 2,226.56 | |
| TOTAL REUSE METER | | | 2,299.37 |

| | |
|---|---|
| Last Bill Amount | 789.37 |
| Payments | 789.37- |
| Adjustments | .00 |
| Balance Forward | .00 |
| Total Current Charges | 2,299.37 |
| ** Balance Forward ** | .00 |
| Bank account drafted for: | 2,299.37 |

Pay 2,529.31 After 6/16/22

On July 1, view Panama City Beach's Water Quality Report at pcbfl.gov/about-us/ccr/
It contains important information about the source and quality of your drinking water. We detected 11 contaminants-none above the EPA acceptable level. If you prefer a copy mailed to you, please call (850) 233-5100

**CITY OF PANAMA CITY BEACH**
116 S. ARNOLD ROAD
PANAMA CITY BEACH, FL 32413
PHONE (850) 233-5100

# CITY OF PANAMA CITY BEACH

116 S. ARNOLD ROAD
PANAMA CITY BEACH, FL 32413
PHONE (850) 233-5100

## WATER BILL



PIER PK BEACH BALL
74473-85936 06-30 6/01/22 6/15/22
Total Current Charges 201.94
** Balance Forward ** .00
Bank account drafted for: 201.94
Pay 222.13 After 6/16/22

Pier Park Cdd
3434 Colwell Ave Ste 200
Tampa FL 33614-8390

RECEIVED
JUN - 7 2022

PARK CONTRIBUTIONS NOT INCLUDED IN AMOUNT DUE.
PLEASE ADD TO TOTAL DUE IF YOU CHOOSE TO CONTRIBUTE.

4113 PIERP

ACCOUNT NUMBER STATEMENT DATE DUE DATE

PIER PK BEACH BALL

74473-85936 06-30 6/01/22 6/15/22

PIER PARK CDD
Last payment amount/date: 71.22 5/19/22

| | Last Bill Amount | 71.22 |
|---|---|---|
| | Payments | 71.22- |
| | Adjustments | .00 |
| | Balance Forward | .00 |

| | Service Period | | Days | Meter Number | Mult | Current | Previous | Usage |
|---|---|---|---|---|---|---|---|---|
| RE | 4/18/22 | 5/18/22 | 30 | 60412305 | 100.0 | 55891 | 53973 | 191800 |
| | | | | | | USAGE FOR 6/21 | | 7800 |

| Service | Consumption | Charge | Total |
|---|---|---|---|
| RE MINIMUM CHARGE | 3,000.00 | 50.90 | |
| RE OVERAGE | 188,800.00 | 151.04 | |
| TOTAL REUSE METER | | | 201.94 |

Total Current Charges 201.94
** Balance Forward ** .00
Bank account drafted for: 201.94
Pay 222.13 After 6/16/22

On July 1, view Panama City Beach's Water Quality Report at pcbfl.gov/about-us/ccr/ It contains important information about the source and quality of your drinking water. We detected 11 contaminants-none above the EPA acceptable level. If you prefer a copy mailed to you, please call (850) 233-5100

CITY OF PANAMA CITY BEACH
116 S. ARNOLD ROAD
PANAMA CITY BEACH, FL 32413
PHONE (850) 233-5100

## Bill James

**From:** water@pcbfl.gov
**Sent:** Wednesday, June 1, 2022 8:31 PM
**To:** Bill James
**Subject:** [EXTERNAL]74473-85938 City of Panama City Beach Water/Sewer Bill

Electronic Notification Information

You have a new e-notification from: PANAMA CITY BEACH
Account number : 74473-85938 Cycle/Route: 06-30
Location Address: FBR PIER PARK
PANAMA CITY BEACH FL 32413
Customer Name : PIER PARK CDD
Mailing Address : 3434 COLWELL AVE.
STE 200
City/State/Zip : TAMPA FL 33614
Bill Date : 6/01/22 Auto pay date: 6/15/22
Bill Period : 06/ 22

*** Auto Pay (BANK DRAFT) do not pay ***
Balance forward : $0.00
Payments / adj. : $0.00
Current charges : $72.81
Bill amount : $72.81

Reading information

| Service | Read date | Type | Meter_number | Actual Days | Demand _____Consumption_____ |
|---|---|---|---|---|---|
| RE | 5/18/22 | Regular | 61879538 | 30 .00 | .00 |

Current Charge Detail

| Code | Description | Amount |
|---|---|---|
| RE | REUSE METER | 72.81 |
| | Total Actual Charges | 72.81 |

Balance : $72.81 as of 6/01/22

On July 1, view Panama City Beach's Water Quality
Report at https://urldefense.proofpoint.com/v2/url?u=http-3A__pcbfl.gov_about-2Dus_ccr_&d=DwIFAg&c=euGZstcaTDllvimEN8b7jXrwqOf-v5A_CdpgnVfiiMM&r=47-2Y5qMt6br3w2o6cjWATnL1v_dPlzNxylq4HZ3UOE&m=4s2790U0GRmdZ2A4N-B5iieP60gmh1TivrC5rPsw1yQ&s=lkTktmwDlN7J_RYMdzOdoyYYMLvz2vM4ooCtlbJpccU&e=
It contains important information about the source and quality of your drinking water. We detected 11 contaminants-none above the EPA acceptable level. If you prefer
a copy mailed to you, please call (850) 233-5100 Reply to address: water@pcbfl.gov

CAUTION: This email originated from outside of the organization. Do not click links or open attachments unless you recognize the sender and know the content is safe.

## Bill James

**From:** water@pcbfl.gov
**Sent:** Wednesday, June 1, 2022 8:32 PM
**To:** Bill James
**Subject:** [EXTERNAL]74473-95670 City of Panama City Beach Water/Sewer Bill

Electronic Notification Information

You have a new e-notification from: PANAMA CITY BEACH
Account number : 74473-95670 Cycle/Route: 06-30
Location Address: CITY PIER FRONT BEACH RD #2
PANAMA CITY BEACH FL 32413
Customer Name : PIER PARK CDD
Mailing Address : 3434 COLWELL AVE.
STE 200
City/State/Zip : TAMPA FL 33614
Bill Date : 6/01/22 Auto pay date: 6/15/22
Bill Period : 06/ 22

*** Auto Pay (BANK DRAFT) do not pay ***
Balance forward : $0.00
Payments / adj. : $0.00
Current charges : $212.77
Bill amount : $212.77

Reading information

| Service | Read date | Type | Meter_number | Days | Actual Consumption | Demand Consumption |
|---|---|---|---|---|---|---|
| WA | 5/18/22 | Regular | 88488736 | 30 | 8,800.00 | .00 |

Current Charge Detail

| Code | Description | Amount |
|---|---|---|
| SC | SW COMMERCIAL 1 UNIT | 98.54 |
| WA | WATER | 114.23 |
| | Total Actual Charges | 212.77 |

Balance : $212.77 as of 6/01/22

On July 1, view Panama City Beach's Water Quality
Report at https://urldefense.proofpoint.com/v2/url?u=http-3A__pcbfl.gov_about-2Dus_ccr_&d=DwIFAg&c=euGZstcaTDllvimEN8b7jXrwqOf-v5A_CdpgnVfiiMM&r=47-2Y5qMt6br3w2o6cjWATnL1v_dPlzNxylq4HZ3UOE&m=cgjUh7tNDJyO7GDfO1Xgngd2VwhqRKNsUNaV73A72-w&s=d0eJCcX32ScwaeNQZmHCiBVndxhGhEHqFOAsc25p1Wc&e=
It contains important information about the source and quality of your drinking water. We detected 11 contaminants-none above the EPA acceptable level. If you prefer
a copy mailed to you, please call (850) 233-5100 Reply to address: water@pcbfl.gov

CAUTION: This email originated from outside of the organization. Do not click links or open attachments unless you recognize the sender and know the content is safe.

## Bill James

**From:** water@pcbfl.gov
**Sent:** Wednesday, June 1, 2022 8:32 PM
**To:** Bill James
**Subject:** [EXTERNAL]74473-95692 City of Panama City Beach Water/Sewer Bill

Electronic Notification Information

You have a new e-notification from: PANAMA CITY BEACH
Account number : 74473-95692 Cycle/Route: 06-30
Location Address: 15999 (STINGRAY) L C HILTON DR
PANAMA CITY BEACH FL 32413
Customer Name : PIER PARK CDD
Mailing Address : 3434 COLWELL AVE.
STE 200
City/State/Zip : TAMPA FL 33614
Bill Date : 6/01/22 Auto pay date: 6/15/22
Bill Period : 06/ 22

*** Auto Pay (BANK DRAFT) do not pay ***
Balance forward : $0.00
Payments / adj. : $0.00
Current charges : $128.12
Bill amount : $128.12

Reading information

| Service | Read date | Type | Meter_number | Actual Days | Demand Consumption |
|---|---|---|---|---|---|
| RE | 5/18/22 | Regular | 65035523 | 30 | 38,900.00 .00 |

Current Charge Detail

| Code | Description | Amount |
|---|---|---|
| RE | REUSE METER | 128.12 |
| | Total Actual Charges | 128.12 |

Balance : $128.12 as of 6/01/22

On July 1, view Panama City Beach's Water Quality
Report at https://urldefense.proofpoint.com/v2/url?u=http-3A__pcbfl.gov_about-2Dus_ccr_&d=DwIFAg&c=euGZstcaTDllvimEN8b7jXrwqOf-v5A_CdpgnVfiiMM&r=47-2Y5qMt6br3w2o6cjWATnL1v_dPlzNxylq4HZ3UOE&m=nT1gXSYXCgVX8FypaeheN1LCjwPR1OPV6rYV5m-98V8&s=piZSuHsl7L7d4iVHnI08lW70FI_LIPb7BokA9DwrBQg&e=
It contains important information about the source and quality of your drinking water. We detected 11 contaminants-none above the EPA acceptable level. If you prefer
a copy mailed to you, please call (850) 233-5100 Reply to address: water@pcbfl.gov

CAUTION: This email originated from outside of the organization. Do not click links or open attachments unless you recognize the sender and know the content is safe.

## Bill James

**From:** water@pcbfl.gov
**Sent:** Wednesday, June 1, 2022 8:32 PM
**To:** Bill James
**Subject:** [EXTERNAL]74473-95798 City of Panama City Beach Water/Sewer Bill

Electronic Notification Information

You have a new e-notification from: PANAMA CITY BEACH
Account number : 74473-95798 Cycle/Route: 06-30
Location Address: 15701 (MISTER) L C HILTON DR
PANAMA CITY BEACH FL 32413
Customer Name : PIER PARK CDD
Mailing Address : 3434 COLWELL AVE.
STE 200
City/State/Zip : TAMPA FL 33614
Bill Date : 6/01/22 Auto pay date: 6/15/22
Bill Period : 06/ 22

*** Auto Pay (BANK DRAFT) do not pay ***
Balance forward : $0.00
Payments / adj. : $0.00
Current charges : $25.95
Bill amount : $25.95

Reading information

| Service | Read date | Type | Meter_number | Days | Actual Consumption | Demand Consumption |
|---|---|---|---|---|---|---|
| WA | 5/18/22 | Regular | 69262077 | 30 | .00 | .00 |

Current Charge Detail

| Code | Description | Amount |
|---|---|---|
| WA | WATER | 25.95 |
| | Total Actual Charges | 25.95 |

Balance : $25.95 as of 6/01/22

On July 1, view Panama City Beach's Water Quality
Report at https://urldefense.proofpoint.com/v2/url?u=http-3A__pcbfl.gov_about-2Dus_ccr_&d=DwIFAg&c=euGZstcaTDllvimEN8b7jXrwqOf-v5A_CdpgnVfiiMM&r=47-2Y5qMt6br3w2o6cjWATnL1v_dPlzNxylq4HZ3UOE&m=TOeD_EOCUqKL4YT0L7QFUpHx35jm44Rjrbt5y3vicuQ&s=cWpzi_tAgtDrOZ-FalbSCpbLidTPbynuk3OLrKPq9N4&e=
It contains important information about the source and quality of your drinking water. We detected 11 contaminants-none above the EPA acceptable level. If you prefer
a copy mailed to you, please call (850) 233-5100 Reply to address: water@pcbfl.gov

CAUTION: This email originated from outside of the organization. Do not click links or open attachments unless you recognize the sender and know the content is safe.

**DUMPSTER SERVICES LLC**
7809 MCELVEY ROAD
PANAMA CITY BCH, FL 32408
850-249-2755

# Invoice 7470

| | |
|---|---|
| Date: Wed Jun 1, 2022 | |
| Account #: | 2196 |
| **Please Pay:** | **$1,906.50** |

| Bill To: | Location |
|---|---|
| PIER PARK CDD<br>Simon Management AssociatesLLC<br>600 PIER PARK DRIVE, SUITE125<br>PANAMA CITY BEACH, FL 32413-2179 | PIER PARK CDD<br>600 Pier Park Drive, Suite125<br>PANAMA CITY BEACH, FL 32413 |

Pay your bill Online at
www.dumpsterservicespcb.com
ID#: 101440021964


Due Date: Fri Jul 1, 2022

Terms: PAY BY 15TH
Dumpster Services LLC
Acct# 2196
600 Pier Park Drive, Suite125, Panama

| Date | Description | | Amount | Total |
|---|---|---|---|---|
| 5/1/22 | Street Sweep | Tkt: Sweep | $61.50 | $61.50 |
| 5/2/22 | Street Sweep | Tkt: Sweep | $61.50 | $123.00 |
| 5/3/22 | Street Sweep | Tkt: Sweep | $61.50 | $184.50 |
| 5/4/22 | Street Sweep | Tkt: Sweep | $61.50 | $246.00 |
| 5/5/22 | Street Sweep | Tkt: Sweep | $61.50 | $307.50 |
| 5/6/22 | Street Sweep | Tkt: Sweep | $61.50 | $369.00 |
| 5/7/22 | Street Sweep | Tkt: Sweep | $61.50 | $430.50 |
| 5/8/22 | Street Sweep | Tkt: Sweep | $61.50 | $492.00 |
| 5/9/22 | Street Sweep | Tkt: Sweep | $61.50 | $553.50 |
| 5/10/22 | Street Sweep | Tkt: Sweep | $61.50 | $615.00 |
| 5/11/22 | Street Sweep | Tkt: Sweep | $61.50 | $676.50 |
| 5/12/22 | Street Sweep | Tkt: Sweep | $61.50 | $738.00 |
| 5/13/22 | Street Sweep | Tkt: sweep | $61.50 | $799.50 |
| 5/14/22 | Street Sweep | Tkt: Sweep | $61.50 | $861.00 |
| 5/15/22 | Street Sweep | Tkt: Sweep | $61.50 | $922.50 |
| 5/16/22 | Street Sweep | Tkt: Sweep | $61.50 | $984.00 |
| 5/17/22 | Street Sweep | Tkt: Sweep | $61.50 | $1,045.50 |
| 5/18/22 | Street Sweep | Tkt: Sweep | $61.50 | $1,107.00 |
| 5/19/22 | Street Sweep | Tkt: Sweep | $61.50 | $1,168.50 |
| 5/20/22 | Street Sweep | Tkt: Sweep | $61.50 | $1,230.00 |
| 5/21/22 | Street Sweep | Tkt: Sweep | $61.50 | $1,291.50 |
| 5/22/22 | Street Sweep | Tkt: Sweep | $61.50 | $1,353.00 |
| 5/23/22 | Street Sweep | Tkt: Sweep | $61.50 | $1,414.50 |
| 5/24/22 | Street Sweep | | $61.50 | $1,476.00 |
| 5/25/22 | Street Sweep | Tkt: Sweep | $61.50 | $1,537.50 |
| 5/26/22 | Street Sweep | Tkt: Sweep | $61.50 | $1,599.00 |
| 5/27/22 | Street Sweep | Tkt: Sweep | $61.50 | $1,660.50 |
| 5/28/22 | Street Sweep | Tkt: Sweep | $61.50 | $1,722.00 |
| 5/29/22 | Street Sweep | Tkt: Sweep | $61.50 | $1,783.50 |
| 5/30/22 | Street Sweep | Tkt: Sweep | $61.50 | $1,845.00 |
| 5/31/22 | Street Sweep | Tkt: Sweep | $61.50 | $1,906.50 |
| | | **Invoice 7470 Total:** | **$1,906.50** | |

**DUMPSTER SERVICES LLC**
7809 MCELVEY ROAD
PANAMA CITY BCH, FL 32408
850-249-2755

# Invoice 7470

| | |
|---|---|
| Date: Wed Jun 1, 2022 | |
| Account #: | 2196 |
| **Please Pay:** | **$1,906.50** |

| Bill To: | Location |
|---|---|
| PIER PARK CDD<br>Simon Management AssociatesLLC<br>600 PIER PARK DRIVE, SUITE125<br>PANAMA CITY BEACH, FL 32413-2179 | PIER PARK CDD<br>600 Pier Park Drive, Suite125<br>PANAMA CITY BEACH, FL 32413 |

Pay your bill Online at
www.dumpsterservicespcb.com
ID#: 101440021964


Due Date: Fri Jul 1, 2022

Terms: PAY BY 15TH
Dumpster Services LLC
Acct# 2196
600 Pier Park Drive, Suite125, Panama

| Date | Description | Amount | Total |
|---|---|---|---|
| | Pay your bill and see account information<br>Online at www.dumpsterservicespcb.com ID#: 101440021964 | | |

Date 6-1-22
Entity # _____
G/L Coding _____
Amount $_____
OK to Pay _____
PO/Contract/Uncovered
Discrepancy _____
Approval _____

Date Rec'd Rizzetta & Co., Inc. 06.02.22
D/M approval _____ Date 6/14/22
Date entered 06.10.22
Fund_____ GL_____ OC_____
Check #_____

100-54100-4623: $991.38
001-51400-4609: $915.12

FPL
Northwest FL

**Summary Bill Statement**
**Statement Date:** May 23, 2022
**Account Number:** 24000-03642

**Pier Park Community Development District**

## SUMMARY OF BILL

| | |
|---|---|
| Summary Bill Master Account Number | 24000-03642 |
| **Total Amount Due** | **$114.67** |
| **New Charges Due By** | **Jun 13, 2022** |

For Summary Billing inquiries, please email
**SummaryBilling@fpl.com**

**Please return this page with payment of the Total Amount Due.**

Date Rec'd Rizzetta & Co., Inc. 06.10.22
D/M approval [signature] Date 6/14/22
Date entered 06.10.22

| | | | | | |
|---|---|---|---|---|---|
| Fund | 001 | GL | 53100 | OC 4301 | 100.34 |
| | 100 | | 57200 | 4633 | 14.33 |

Check #

FPL
Northwest FL

/ 150027 2400003642 00316000000000000011467

***This is your Summary Bill Master Coupon***

***Summary Bill Master***
***Account #: 24000-03642***

Make check payable to FPL NW FL in U.S. funds and mail along with this coupon to:

PIER PARK COMMUNITY DEVELOPMENT DISTRICT
C/O ACCOUNTS PAYABLE
8529 SOUTHPARK CIR STE 330
ORLANDO FL 32819-9064

FPL NORTHWEST FL SUMM BILL
P.O. BOX 526843
MIAMI FL 33152

| 24000-03642 | $114.67 | Jun 13, 2022 | $ |
|---|---|---|---|
| ACCOUNT NUMBER | TOTAL AMOUNT OWED | NEW CHARGES DUE BY | AMOUNT ENCLOSED |

**Summary Bill Statement**
**Statement Date:** May 23, 2022
**Account Number:** 24000-03642

Intentionally left blank

When you pay by check, you authorize FPL to process your payment electronically or as a draft. If your payment is processed electronically, your checking account may be debited on the same day we receive the check and your check will not be returned with your checking account statement.

FPL does not agree to any restrictions, conditions or endorsements placed on any bill statement or payments such as check, money order or other forms of payment. We will process the payment as if these restrictions or conditions do not exist.

**Summary Bill Statement**
**Statement Date:** May 23, 2022
**Master Account #:** 24000-03642
**Due Date:** Jun 13, 2022

## SUMMARY BILL STATEMENT

**Pier Park Community Development District**

| Account # | Customer Information | Rate / Cycle Day | Read Date / Service Days | kWh / Max kWd | Total Due | Remarks |
|---|---|---|---|---|---|---|
| 21020-35512 | 16200 FRONT BEACH RD TX 34 TRANSFORMER #34 PANAMA CITY BEACH, FL 32413-2516 | GSD_72 16 | 05/22/2022 31 | 4471 15 | 651.85 | PIER PARK COMMUNITY DEVELOPMENT DIS |
| 21030-25942 | 16200 FRONT BEACH RD METER CNTR METER CNTR PANAMA CITY BEACH, FL 32413-2516 | GS_68 16 | 05/23/2022 31 | 1933 | 352.87 | PIER PARK COMMUNITY DEVELOPMENT DIS |
| 21032-39717 | 16200 FRONT BEACH RD TX 15 TRANSFORMER #15 PANAMA CITY BEACH, FL 32413-2516 | GS_68 16 | 05/23/2022 31 | 1877 | 318.59 | PIER PARK COMMUNITY DEVELOPMENT DIS |
| 21038-75593 | 16200 FRONT BEACH RD TX 26 TRANSFORMER 26 PANAMA CITY BEACH, FL 32413-2516 | GS_68 16 | 04/22/2022 61 | 474 | 102.93 | PIER PARK COMMUNITY DEVELOPMENT DIS |
| 21039-60759 | 600 S PIER PARK DR CELEBRATION TOWER PANAMA CITY BEACH, FL 32413-2169 | GS_68 16 | 05/22/2022 31 | 400 | 78.02 | PIER PARK COMMUNITY DEVELOPMENT DIS |
| 21047-04362 | 15700 L C HILTON JR DR LIGHTING LIGHTING PANAMA CITY BEACH, FL 32413-0810 | GS_68 16 | 05/23/2022 31 | 1540 | 284.01 | PIER PARK COMMUNITY DEVELOPMENT DIS |
| 21069-33118 | 16201 FRONT BEACH RD UNIT A BATHROOM PANAMA CITY BEACH, FL 32413-2515 | GS_68 16 | 05/19/2022 29 | 1324 | 246.13 | PIER PARK COMMUNITY DEVELOPMENT DIS |
| 21092-86761 | 15700 L C HILTON JR DR IRRIGATION PANAMA CITY BEACH, FL 32413-0810 | GS_68 16 | 05/23/2022 31 | 220 | 56.50 | PIER PARK COMMUNITY |

| | |
|---|---|
| **Accounts billed:** | 8 |
| **Accounts not billed:** | 0 |
| **Total number of accounts:** | 8 |
| **Total kWh:** | 12239 |
| **Total amount billed:** | $2,090.90 |
| **Unapplied credit/debit:** | –$1,976.23 |
| **Total amount due:** | $114.67 |

**Electric Bill Statement**
**For:** Apr 22, 2022 to May 22, 2022 (31 days)
**Statement Date:** May 23, 2022
**Account Number:** 21020-35512
**Service Address:**
16200 FRONT BEACH RD TX 34
TRANSFORMER #34 PANAMA CITY BEACH,

## Hello Pier Park Community Development District, Here's what you owe for this billing period.

### CURRENT BILL

**$651.85**
TOTAL AMOUNT YOU OWE

**Jun 13, 2022**
NEW CHARGES DUE BY

### ENERGY USAGE HISTORY

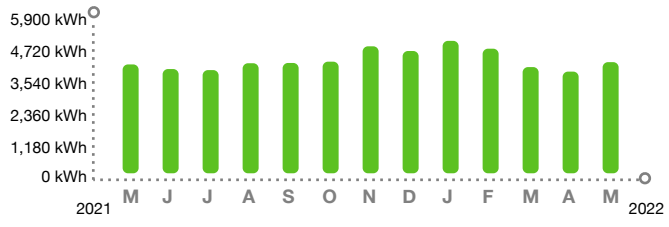


### BILL SUMMARY

| | |
|---|---|
| Amount of your last bill | 1,194.65 |
| Payment(s) received - thank you | –1,194.65 |
| Balance before new charges | 0.00 |
| Total new charges | 651.85 |
| **Total amount due** | **$651.85** |

*(See reverse for billing details)*

Visit **FPL.com/PayBill** for ways to pay

### KEEP IN MIND

Payments received after June 13, 2022 are considered late; a late payment charge of 1.00% will apply.

| | |
|---|---|
| Customer Service: | 800-225-5797 |
| To Report Power Outages: | 800-468-8243 |
| Hearing/Speech Impaired: | 711 (Relay Service) |

FPL Northwest FL

/ 3* SEND SUMMARY BILL MASTER COUPON ONLY *

***Summary Bill Master***
***Account #: 24000-03642***

PIER PARK COMMUNITY DEVELOPMENT DISTRICT
C/O ACCOUNTS PAYABLE
8529 SOUTHPARK CIR STE 330
ORLANDO FL 32819-9064

Make check payable to FPL NW FL in U.S. funds and mail along with this coupon to:

FPL NORTHWEST FL
P.O. BOX 29090
MIAMI FL 33102-9090

| 21020-35512 | $651.85 | Jun 13, 2022 | $ SEND SUMMARY BILL MASTER COUPON ONLY |
|---|---|---|---|
| ACCOUNT NUMBER | TOTAL AMOUNT OWED | NEW CHARGES DUE BY | AMOUNT ENCLOSED |

## BILL DETAILS

| | | |
|---|---|---|
| Amount of your last bill | | 1,194.65 |
| Payment(s) received - thank you | | –1,194.65 |
| Balance before new charges | | $0.00 |

**New Charges**

Rate: GSD-1 GENERAL SERVICE DEMAND

| | | |
|---|---|---|
| Base charge | | 28.17 |
| Demand charge | *(15 KW at $12.54000)* | 188.10 |
| Energy charge | *(4471 KWH at $0.04855)* | 217.08 |
| Fuel charge | *(4471 KWH at $0.03806)* | 170.17 |
| Electric service charges | | $603.52 |
| Gross rec. tax/Regulatory fee | | 15.92 |
| Franchise charge | | 32.41 |
| Taxes and charges | | $48.33 |
| Total new charges | | $651.85 |
| **Total amount you owe** | | **$651.85** |

## METER SUMMARY

Meter reading - Meter 7261457. Next meter reading Jun 22, 2022

| Usage type | Current | - | Previous | = | Usage |
|---|---|---|---|---|---|
| kWh | 42602 | | 38131 | | 4471 |
| kW | 14.916 | | | | 15 |

## ENERGY USE COMPARISON

| | This Month | Last Month | Last Year |
|---|---|---|---|
| Service to | May 22, 2022 | Apr 21, 2022 | May 21, 2021 |
| kWh used | 4471 | 4090 | 4379 |
| Service days | 31 | 30 | 30 |
| kWh/day | 144 | 136 | 146 |
| Amount | $651.85 | $589.11 | $556.68 |

## Stay connected

The FPL Mobile App is the easiest way to stay connected with us. Get the app today!

**FPL.com/NWApp**

## Save energy and money

Use the Energy Checkup tool to find personalized recommendations and savings tips.

**FPL.com/BusinessCheckup**

## We are here to help

If you are experiencing hardship as a result of the coronavirus (COVID-19) and need help with your bill, there are resources available.

**FPL.com/Help**

When you pay by check, you authorize FPL to process your payment electronically or as a draft. If your payment is processed electronically, your checking account may be debited on the same day we receive the check and your check will not be returned with your checking account statement.

FPL does not agree to any restrictions, conditions or endorsements placed on any bill statement or payments such as check, money order or other forms of payment. We will process the payment as if these restrictions or conditions do not exist.

**Electric Bill Statement**
**For:** Apr 23, 2022 to May 23, 2022 (31 days)
**Statement Date:** May 23, 2022
**Account Number:** 21030-25942
**Service Address:**
16200 FRONT BEACH RD METER CNTR
METER CNTR PANAMA CITY BEACH, FL

**Hello Pier Park Community Development District,**
**Here's what you owe for this billing period.**

## CURRENT BILL

**$352.87**
TOTAL AMOUNT YOU OWE

**Jun 13, 2022**
NEW CHARGES DUE BY

## BILL SUMMARY

| | |
|---|---|
| Amount of your last bill | 677.56 |
| Payment(s) received - thank you | –677.56 |
| Balance before new charges | 0.00 |
| Total new charges | 352.87 |
| **Total amount due** | **$352.87** |

*(See reverse for billing details)*

Visit **FPL.com/PayBill** for ways to pay

## ENERGY USAGE HISTORY

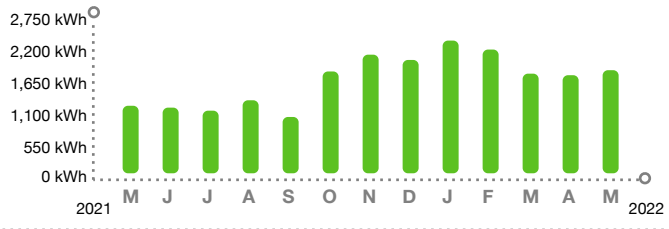


A new minimum base bill of $25, which was approved by the Florida Public Service Commission, goes into effect next month for metered GS-1 and GST-1 customers whose monthly base electric service costs fall below $25.

## KEEP IN MIND

Payments received after June 13, 2022 are considered late; a late payment charge of 1.00% will apply.

| | |
|---|---|
| Customer Service: | 800-225-5797 |
| To Report Power Outages: | 800-468-8243 |
| Hearing/Speech Impaired: | 711 (Relay Service) |

FPL Northwest FL

/ 3* SEND SUMMARY BILL MASTER COUPON ONLY *

***Summary Bill Master***
***Account #: 24000-03642***

PIER PARK COMMUNITY DEVELOPMENT DISTRICT
C/O ACCOUNTS PAYABLE
8529 SOUTHPARK CIR STE 330
ORLANDO FL 32819-9064

Make check payable to FPL NW FL in U.S. funds and mail along with this coupon to:

FPL NORTHWEST FL
P.O. BOX 29090
MIAMI FL 33102-9090

| 21030-25942 | $352.87 | Jun 13, 2022 | $ SEND SUMMARY BILL MASTER COUPON ONLY |
|---|---|---|---|
| ACCOUNT NUMBER | TOTAL AMOUNT OWED | NEW CHARGES DUE BY | AMOUNT ENCLOSED |

## BILL DETAILS

| | | |
|---|---|---|
| Amount of your last bill | | 677.56 |
| Payment(s) received - thank you | | –677.56 |
| Balance before new charges | | $0.00 |
| **New Charges** | | |
| Rate: GS-1 GENERAL SVC NON-DEMAND/BUSINESS | | |
| Base charge | | 11.91 |
| Energy charge | *(1933 KWH at $0.11274)* | 217.92 |
| Fuel charge | *(1933 KWH at $0.03806)* | 73.57 |
| Electric service charges | | $303.40 |
| Gross rec. tax/Regulatory fee | | 8.00 |
| Franchise charge | | 16.29 |
| Utility tax | | 25.18 |
| Taxes and charges | | $49.47 |
| Total new charges | | $352.87 |
| **Total amount you owe** | | **$352.87** |

## METER SUMMARY

Meter reading - Meter 7423853. Next meter reading Jun 22, 2022

| Usage type | Current | - | Previous | = | Usage |
|---|---|---|---|---|---|
| kWh | 56579 | | 54646 | | 1933 |

## ENERGY USE COMPARISON

| | This Month | Last Month | Last Year |
|---|---|---|---|
| Service to | May 23, 2022 | Apr 22, 2022 | May 22, 2021 |
| kWh used | 1933 | 1839 | 1266 |
| Service days | 31 | 30 | 30 |
| kWh/day | 62 | 61 | 42 |
| Amount | $352.87 | $336.39 | $207.21 |

## Stay connected

The FPL Mobile App is the easiest way to stay connected with us. Get the app today!

**FPL.com/NWApp**

## Save energy and money

Use the Energy Checkup tool to find personalized recommendations and savings tips.

**FPL.com/BusinessCheckup**

## We are here to help

If you are experiencing hardship as a result of the coronavirus (COVID-19) and need help with your bill, there are resources available.

**FPL.com/Help**

When you pay by check, you authorize FPL to process your payment electronically or as a draft. If your payment is processed electronically, your checking account may be debited on the same day we receive the check and your check will not be returned with your checking account statement.

FPL does not agree to any restrictions, conditions or endorsements placed on any bill statement or payments such as check, money order or other forms of payment. We will process the payment as if these restrictions or conditions do not exist.

**Electric Bill Statement**
**For:** Apr 23, 2022 to May 23, 2022 (31 days)
**Statement Date:** May 23, 2022
**Account Number:** 21032-39717
**Service Address:**
16200 FRONT BEACH RD TX 15
TRANSFORMER #15 PANAMA CITY BEACH,

## Hello Pier Park Community Development District, Here's what you owe for this billing period.

### CURRENT BILL

**$318.59**
TOTAL AMOUNT YOU OWE

**Jun 13, 2022**
NEW CHARGES DUE BY

### BILL SUMMARY

| | |
|---|---|
| Amount of your last bill | 645.98 |
| Payment(s) received - thank you | –645.98 |
| Balance before new charges | 0.00 |
| Total new charges | 318.59 |
| **Total amount due** | **$318.59** |

*(See reverse for billing details)*

Visit **FPL.com/PayBill** for ways to pay

### ENERGY USAGE HISTORY

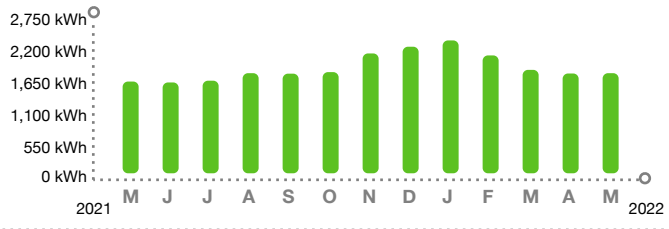


A new minimum base bill of $25, which was approved by the Florida Public Service Commission, goes into effect next month for metered GS-1 and GST-1 customers whose monthly base electric service costs fall below $25.

### KEEP IN MIND

Payments received after June 13, 2022 are considered late; a late payment charge of 1.00% will apply.

| | |
|---|---|
| Customer Service: | 800-225-5797 |
| To Report Power Outages: | 800-468-8243 |
| Hearing/Speech Impaired: | 711 (Relay Service) |

FPL Northwest FL

/ 3* SEND SUMMARY BILL MASTER COUPON ONLY *

***Summary Bill Master***
***Account #: 24000-03642***

PIER PARK COMMUNITY DEVELOPMENT DISTRICT
C/O ACCOUNTS PAYABLE
8529 SOUTHPARK CIR STE 330
ORLANDO FL 32819-9064

Make check payable to FPL NW FL in U.S. funds and mail along with this coupon to:

FPL NORTHWEST FL
P.O. BOX 29090
MIAMI FL 33102-9090

| 21032-39717 | $318.59 | Jun 13, 2022 | $ SEND SUMMARY BILL MASTER COUPON ONLY |
|---|---|---|---|
| ACCOUNT NUMBER | TOTAL AMOUNT OWED | NEW CHARGES DUE BY | AMOUNT ENCLOSED |

## BILL DETAILS

| | | |
|---|---|---|
| Amount of your last bill | | 645.98 |
| Payment(s) received - thank you | | –645.98 |
| Balance before new charges | | $0.00 |
| **New Charges** | | |
| Rate: GS-1 GENERAL SVC NON-DEMAND/BUSINESS | | |
| Base charge | | 11.91 |
| Energy charge | *(1877 KWH at $0.11274)* | 211.62 |
| Fuel charge | *(1877 KWH at $0.03806)* | 71.44 |
| Electric service charges | | $294.97 |
| Gross rec. tax/Regulatory fee | | 7.78 |
| Franchise charge | | 15.84 |
| Taxes and charges | | $23.62 |
| Total new charges | | $318.59 |
| **Total amount you owe** | | **$318.59** |

## METER SUMMARY

Meter reading - Meter 7511454. Next meter reading Jun 22, 2022

| Usage type | Current | - | Previous | = | Usage |
|---|---|---|---|---|---|
| kWh | 37839 | | 35962 | | 1877 |

## ENERGY USE COMPARISON

| | This Month | Last Month | Last Year |
|---|---|---|---|
| Service to | May 23, 2022 | Apr 22, 2022 | May 22, 2021 |
| kWh used | 1877 | 1871 | 1720 |
| Service days | 31 | 30 | 30 |
| kWh/day | 61 | 62 | 57 |
| Amount | $318.59 | $317.60 | $270.81 |

## Stay connected

The FPL Mobile App is the easiest way to stay connected with us. Get the app today!

**FPL.com/NWApp**

## Save energy and money

Use the Energy Checkup tool to find personalized recommendations and savings tips.

**FPL.com/BusinessCheckup**

## We are here to help

If you are experiencing hardship as a result of the coronavirus (COVID-19) and need help with your bill, there are resources available.

**FPL.com/Help**

When you pay by check, you authorize FPL to process your payment electronically or as a draft. If your payment is processed electronically, your checking account may be debited on the same day we receive the check and your check will not be returned with your checking account statement.

FPL does not agree to any restrictions, conditions or endorsements placed on any bill statement or payments such as check, money order or other forms of payment. We will process the payment as if these restrictions or conditions do not exist.

**Electric Bill Statement**
**For:** Mar 24, 2022 to May 23, 2022 (61 days)
**Statement Date:** May 23, 2022
**Account Number:** 21038-75593
**Service Address:**
16200 FRONT BEACH RD TX 26
TRANSFORMER 26 PANAMA CITY BEACH, FL

**Hello Pier Park Community Development District,**
**Here's what you owe for this billing period.**

## CURRENT BILL

**$102.93**
TOTAL AMOUNT YOU OWE

**Jun 13, 2022**
NEW CHARGES DUE BY

## BILL SUMMARY

| | |
|---|---|
| Amount of your last bill | 22.60 |
| Payment(s) received - thank you | –22.60 |
| Balance before new charges | 0.00 |
| Total new charges | 102.93 |
| **Total amount due** | **$102.93** |

*(See reverse for billing details)*

Visit **FPL.com/PayBill** for ways to pay

## ENERGY USAGE HISTORY

A new minimum base bill of $25, which was approved by the Florida Public Service Commission, goes into effect next month for metered GS-1 and GST-1 customers whose monthly base electric service costs fall below $25.

## KEEP IN MIND

This bill is for multiple (2) billing periods.
Payments received after June 13, 2022 are considered late; a late payment charge of 1.00% will apply.

| | |
|---|---|
| Customer Service: | 800-225-5797 |
| To Report Power Outages: | 800-468-8243 |
| Hearing/Speech Impaired: | 711 (Relay Service) |

FPL Northwest FL

/ 3* SEND SUMMARY BILL MASTER COUPON ONLY *

***Summary Bill Master***
***Account #: 24000-03642***

PIER PARK COMMUNITY DEVELOPMENT DISTRICT
C/O ACCOUNTS PAYABLE
8529 SOUTHPARK CIR STE 330
ORLANDO FL 32819-9064

Make check payable to FPL NW FL in U.S. funds and mail along with this coupon to:

FPL NORTHWEST FL
P.O. BOX 29090
MIAMI FL 33102-9090

| 21038-75593 | $102.93 | Jun 13, 2022 | $ SEND SUMMARY BILL MASTER COUPON ONLY |
|---|---|---|---|
| ACCOUNT NUMBER | TOTAL AMOUNT OWED | NEW CHARGES DUE BY | AMOUNT ENCLOSED |

## BILL DETAILS

| | |
|---|---|
| Amount of your last bill | 22.60 |
| Payment(s) received - thank you | –22.60 |
| Balance before new charges | $0.00 |
| **New Charges** | |
| Rate: GS-1 GENERAL SVC NON-DEMAND/BUSINESS | |
| Base charge | 23.82 |
| Energy charge | 53.44 |
| Fuel charge | 18.04 |
| Electric service charges | $95.30 |
| Gross rec. tax/Regulatory fee | 2.51 |
| Franchise charge | 5.12 |
| Taxes and charges | $7.63 |
| Total new charges | $102.93 |
| **Total amount you owe** | **$102.93** |

## METER SUMMARY

Meter reading - Meter 7288480. Next meter reading Jun 22, 2022

**Total kWh** 474

## ENERGY USE COMPARISON

| | This Month | Last Month | Last Year |
|---|---|---|---|
| Service to | May 23, 2022 | Apr 22, 2022 | May 22, 2021 |
| kWh used | 474 | 0 | 546 |
| Service days | 31 | 30 | 30 |
| kWh/day | 15 | 0 | 18 |
| Amount | $90.07 | $12.86 | $106.30 |

## Stay connected

The FPL Mobile App is the easiest way to stay connected with us. Get the app today!

**FPL.com/NWApp**

## Save energy and money

Use the Energy Checkup tool to find personalized recommendations and savings tips.

**FPL.com/BusinessCheckup**

## We are here to help

If you are experiencing hardship as a result of the coronavirus (COVID-19) and need help with your bill, there are resources available.

**FPL.com/Help**

When you pay by check, you authorize FPL to process your payment electronically or as a draft. If your payment is processed electronically, your checking account may be debited on the same day we receive the check and your check will not be returned with your checking account statement.

FPL does not agree to any restrictions, conditions or endorsements placed on any bill statement or payments such as check, money order or other forms of payment. We will process the payment as if these restrictions or conditions do not exist.

**Electric Bill Statement**
**For:** Mar 24, 2022 to May 23, 2022 (61 days)
**Statement Date:** May 23, 2022
**Account Number:** 21038-75593
**Service Address:**
16200 FRONT BEACH RD TX 26
TRANSFORMER 26 PANAMA CITY BEACH, FL

## Multiple Billing Periods

| **Rate category** | **GS_68** |
|---|---|
| Service from | Mar 24 2022 |
| Service to | Apr 22 2022 |
| Service days | 30 |
| Meter number | 7288480 |
| Current kWh reading | 76540 |
| Previous kwh reading | 76540 |
| Total kWh usage | 0 |
| | |
| Base charge | 11.91 |
| Energy charge | 0.00 |
| Fuel charge | 0.00 |
| Gross rec. tax/Regulatory fee | 0.31 |
| Franchise charge | 0.64 |
| **Total new charges** | **$12.86** |

| **Rate category** | **GS_68** |
|---|---|
| Service from | Apr 23 2022 |
| Service to | May 23 2022 |
| Service days | 31 |
| Meter number | 7288480 |
| Current kWh reading | 77014 |
| Previous kwh reading | 76540 |
| Total kWh usage | 474 |
| Average kWh per day | 15 |
| | |
| Base charge | 11.91 |
| Energy charge | 31.96 |
| Fuel charge | 18.04 |
| Gross rec. tax/Regulatory fee | 2.20 |
| Franchise charge | 4.48 |
| **Total new charges** | **$90.07** |

**Electric Bill Statement**
**For:** Apr 22, 2022 to May 22, 2022 (31 days)
**Statement Date:** May 23, 2022
**Account Number:** 21039-60759
**Service Address:**
600 S PIER PARK DR
CELEBRATION TOWER PANAMA CITY

**Hello Pier Park Community Development District,**
**Here's what you owe for this billing period.**

## CURRENT BILL

**$78.02**
TOTAL AMOUNT YOU OWE

**Jun 13, 2022**
NEW CHARGES DUE BY

## BILL SUMMARY

| | |
|---|---|
| Amount of your last bill | 201.52 |
| Payment(s) received - thank you | –201.52 |
| Balance before new charges | 0.00 |
| Total new charges | 78.02 |
| **Total amount due** | **$78.02** |

*(See reverse for billing details)*

Visit **FPL.com/PayBill** for ways to pay

## ENERGY USAGE HISTORY

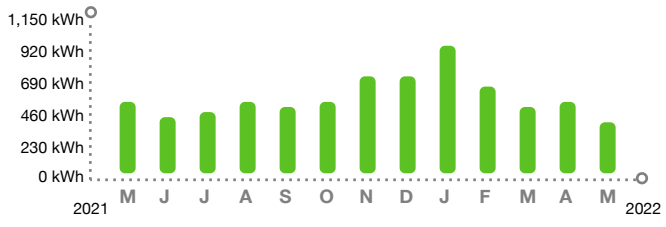


A new minimum base bill of $25, which was approved by the Florida Public Service Commission, goes into effect next month for metered GS-1 and GST-1 customers whose monthly base electric service costs fall below $25.

## KEEP IN MIND

Payments received after June 13, 2022 are considered late; a late payment charge of 1.00% will apply.

| | |
|---|---|
| Customer Service: | 800-225-5797 |
| To Report Power Outages: | 800-468-8243 |
| Hearing/Speech Impaired: | 711 (Relay Service) |

FPL Northwest FL

/ 3* SEND SUMMARY BILL MASTER COUPON ONLY *

***Summary Bill Master***
***Account #: 24000-03642***

PIER PARK COMMUNITY DEVELOPMENT DISTRICT
C/O ACCOUNTS PAYABLE
8529 SOUTHPARK CIR STE 330
ORLANDO FL 32819-9064

Make check payable to FPL NW FL in U.S. funds and mail along with this coupon to:

FPL NORTHWEST FL
P.O. BOX 29090
MIAMI FL 33102-9090

| 21039-60759 | $78.02 | Jun 13, 2022 | $ SEND SUMMARY BILL MASTER COUPON ONLY |
|---|---|---|---|
| ACCOUNT NUMBER | TOTAL AMOUNT OWED | NEW CHARGES DUE BY | AMOUNT ENCLOSED |

## BILL DETAILS

| | | |
|---|---|---|
| Amount of your last bill | | 201.52 |
| Payment(s) received - thank you | | –201.52 |
| Balance before new charges | | $0.00 |
| **New Charges** | | |
| Rate: GS-1 GENERAL SVC NON-DEMAND/BUSINESS | | |
| Base charge | | 11.91 |
| Energy charge | *(400 KWH at $0.11274)* | 45.10 |
| Fuel charge | *(400 KWH at $0.03806)* | 15.22 |
| Electric service charges | | $72.23 |
| Gross rec. tax/Regulatory fee | | 1.91 |
| Franchise charge | | 3.88 |
| Taxes and charges | | $5.79 |
| Total new charges | | $78.02 |
| **Total amount you owe** | | **$78.02** |

## METER SUMMARY

Meter reading - Meter 3277339. Next meter reading Jun 22, 2022

| Usage type | Current | - | Previous | x Constant | = | Usage |
|---|---|---|---|---|---|---|
| kWh | 1098 | | 1088 | 40 | | 400 |

## ENERGY USE COMPARISON

| | This Month | Last Month | Last Year |
|---|---|---|---|
| Service to | May 22, 2022 | Apr 21, 2022 | May 21, 2021 |
| kWh used | 400 | 560 | 560 |
| Service days | 31 | 30 | 30 |
| kWh/day | 13 | 19 | 19 |
| Amount | $78.02 | $104.06 | $100.14 |

## Stay connected

The FPL Mobile App is the easiest way to stay connected with us. Get the app today!

**FPL.com/NWApp**

## Save energy and money

Use the Energy Checkup tool to find personalized recommendations and savings tips.

**FPL.com/BusinessCheckup**

## We are here to help

If you are experiencing hardship as a result of the coronavirus (COVID-19) and need help with your bill, there are resources available.

**FPL.com/Help**

When you pay by check, you authorize FPL to process your payment electronically or as a draft. If your payment is processed electronically, your checking account may be debited on the same day we receive the check and your check will not be returned with your checking account statement.

FPL does not agree to any restrictions, conditions or endorsements placed on any bill statement or payments such as check, money order or other forms of payment. We will process the payment as if these restrictions or conditions do not exist.

FPL
Northwest FL

**Electric Bill Statement**
**For:** Apr 23, 2022 to May 23, 2022 (31 days)
**Statement Date:** May 23, 2022
**Account Number:** 21047-04362
**Service Address:**
15700 L C HILTON JR DR LIGHTING
LIGHTING PANAMA CITY BEACH, FL

**Hello Pier Park Community Development District,**
**Here's what you owe for this billing period.**

## CURRENT BILL

**$284.01**
TOTAL AMOUNT YOU OWE

**Jun 13, 2022**
NEW CHARGES DUE BY

## BILL SUMMARY

| | |
|---|---|
| Amount of your last bill | 565.12 |
| Payment(s) received - thank you | –565.12 |
| Balance before new charges | 0.00 |
| Total new charges | 284.01 |
| **Total amount due** | **$284.01** |

*(See reverse for billing details)*

Visit **FPL.com/PayBill** for ways to pay

## ENERGY USAGE HISTORY

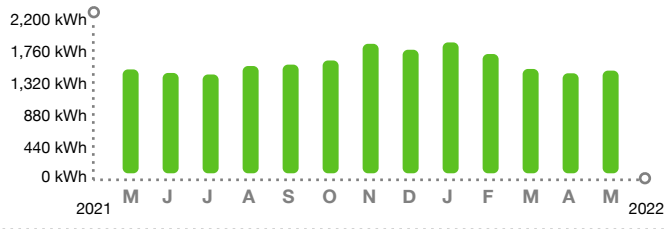


A new minimum base bill of $25, which was approved by the Florida Public Service Commission, goes into effect next month for metered GS-1 and GST-1 customers whose monthly base electric service costs fall below $25.

## KEEP IN MIND

Payments received after June 13, 2022 are considered late; a late payment charge of 1.00% will apply.

| | |
|---|---|
| Customer Service: | 800-225-5797 |
| To Report Power Outages: | 800-468-8243 |
| Hearing/Speech Impaired: | 711 (Relay Service) |

FPL
Northwest FL

/ 3* SEND SUMMARY BILL MASTER COUPON ONLY *

***Summary Bill Master***
***Account #: 24000-03642***

PIER PARK COMMUNITY DEVELOPMENT DISTRICT
C/O ACCOUNTS PAYABLE
8529 SOUTHPARK CIR STE 330
ORLANDO FL 32819-9064

Make check payable to FPL NW FL in U.S. funds and mail along with this coupon to:

FPL NORTHWEST FL
P.O. BOX 29090
MIAMI FL 33102-9090

| 21047-04362 | $284.01 | Jun 13, 2022 | $ SEND SUMMARY BILL MASTER COUPON ONLY |
|---|---|---|---|
| ACCOUNT NUMBER | TOTAL AMOUNT OWED | NEW CHARGES DUE BY | AMOUNT ENCLOSED |

## BILL DETAILS

| | | |
|---|---|---|
| Amount of your last bill | | 565.12 |
| Payment(s) received - thank you | | –565.12 |
| Balance before new charges | | $0.00 |
| **New Charges** | | |
| Rate: GS-1 GENERAL SVC NON-DEMAND/BUSINESS | | |
| Base charge | | 11.91 |
| Energy charge | *(1540 KWH at $0.11274)* | 173.63 |
| Fuel charge | *(1540 KWH at $0.03806)* | 58.61 |
| Electric service charges | | $244.15 |
| Gross rec. tax/Regulatory fee | | 6.44 |
| Franchise charge | | 13.11 |
| Utility tax | | 20.31 |
| Taxes and charges | | $39.86 |
| Total new charges | | $284.01 |
| **Total amount you owe** | | **$284.01** |

## METER SUMMARY

Meter reading - Meter 7423838. Next meter reading Jun 22, 2022

| Usage type | Current | - | Previous | = | Usage |
|---|---|---|---|---|---|
| kWh | 50527 | | 48987 | | 1540 |

## ENERGY USE COMPARISON

| | This Month | Last Month | Last Year |
|---|---|---|---|
| Service to | May 23, 2022 | Apr 22, 2022 | May 22, 2021 |
| kWh used | 1540 | 1500 | 1558 |
| Service days | 31 | 30 | 30 |
| kWh/day | 50 | 50 | 52 |
| Amount | $284.01 | $277.02 | $248.11 |

## Stay connected

The FPL Mobile App is the easiest way to stay connected with us. Get the app today!

**FPL.com/NWApp**

## Save energy and money

Use the Energy Checkup tool to find personalized recommendations and savings tips.

**FPL.com/BusinessCheckup**

## We are here to help

If you are experiencing hardship as a result of the coronavirus (COVID-19) and need help with your bill, there are resources available.

**FPL.com/Help**

When you pay by check, you authorize FPL to process your payment electronically or as a draft. If your payment is processed electronically, your checking account may be debited on the same day we receive the check and your check will not be returned with your checking account statement.

FPL does not agree to any restrictions, conditions or endorsements placed on any bill statement or payments such as check, money order or other forms of payment. We will process the payment as if these restrictions or conditions do not exist.

FPL
Northwest FL

**Electric Bill Statement**
**For:** Apr 21, 2022 to May 19, 2022 (29 days)
**Statement Date:** May 23, 2022
**Account Number:** 21069-33118
**Service Address:**
16201 FRONT BEACH RD UNIT A
BATHROOM PANAMA CITY BEACH, FL

**Hello Pier Park Community Development District,**
**Here's what you owe for this billing period.**

## CURRENT BILL

**$246.13**
TOTAL AMOUNT YOU OWE

**Jun 13, 2022**
NEW CHARGES DUE BY

## BILL SUMMARY

| | |
|---|---|
| Amount of your last bill | 493.80 |
| Payment(s) received - thank you | –493.80 |
| Balance before new charges | 0.00 |
| Total new charges | 246.13 |
| **Total amount due** | **$246.13** |

*(See reverse for billing details)*

Visit **FPL.com/PayBill** for ways to pay

## ENERGY USAGE HISTORY

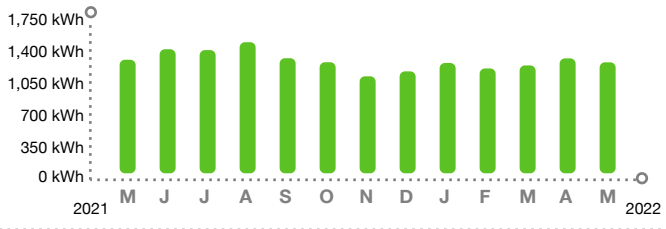


A new minimum base bill of $25, which was approved by the Florida Public Service Commission, goes into effect next month for metered GS-1 and GST-1 customers whose monthly base electric service costs fall below $25.

## KEEP IN MIND

Payments received after June 13, 2022 are considered late; a late payment charge of 1.00% will apply.

| | |
|---|---|
| Customer Service: | 800-225-5797 |
| To Report Power Outages: | 800-468-8243 |
| Hearing/Speech Impaired: | 711 (Relay Service) |

FPL
Northwest FL

/ 3* SEND SUMMARY BILL MASTER COUPON ONLY *

***Summary Bill Master***
***Account #: 24000-03642***

PIER PARK COMMUNITY DEVELOPMENT DISTRICT
C/O ACCOUNTS PAYABLE
8529 SOUTHPARK CIR STE 330
ORLANDO FL 32819-9064

Make check payable to FPL NW FL in U.S. funds and mail along with this coupon to:

FPL NORTHWEST FL
P.O. BOX 29090
MIAMI FL 33102-9090

| 21069-33118 | $246.13 | Jun 13, 2022 | $ SEND SUMMARY BILL MASTER COUPON ONLY |
|---|---|---|---|
| ACCOUNT NUMBER | TOTAL AMOUNT OWED | NEW CHARGES DUE BY | AMOUNT ENCLOSED |

## BILL DETAILS

| | | |
|---|---|---|
| Amount of your last bill | | 493.80 |
| Payment(s) received - thank you | | –493.80 |
| Balance before new charges | | $0.00 |
| **New Charges** | | |
| Rate: GS-1 GENERAL SVC NON-DEMAND/BUSINESS | | |
| Base charge | | 11.91 |
| Energy charge | *(1324 KWH at $0.11274)* | 149.26 |
| Fuel charge | *(1324 KWH at $0.03806)* | 50.39 |
| Electric service charges | | $211.56 |
| Gross rec. tax/Regulatory fee | | 5.58 |
| Franchise charge | | 11.36 |
| Utility tax | | 17.63 |
| Taxes and charges | | $34.57 |
| Total new charges | | $246.13 |
| **Total amount you owe** | | **$246.13** |

## METER SUMMARY

Meter reading - Meter 3281694. Next meter reading Jun 21, 2022

| Usage type | Current | - | Previous | = | Usage |
|---|---|---|---|---|---|
| kWh | 63432 | | 62108 | | 1324 |

## ENERGY USE COMPARISON

| | This Month | Last Month | Last Year |
|---|---|---|---|
| Service to | May 19, 2022 | Apr 20, 2022 | May 20, 2021 |
| kWh used | 1324 | 1371 | 1355 |
| Service days | 29 | 30 | 30 |
| kWh/day | 46 | 46 | 45 |
| Amount | $246.13 | $254.39 | $219.67 |

## Stay connected

The FPL Mobile App is the easiest way to stay connected with us. Get the app today!

**FPL.com/NWApp**

## Save energy and money

Use the Energy Checkup tool to find personalized recommendations and savings tips.

**FPL.com/BusinessCheckup**

## We are here to help

If you are experiencing hardship as a result of the coronavirus (COVID-19) and need help with your bill, there are resources available.

**FPL.com/Help**

When you pay by check, you authorize FPL to process your payment electronically or as a draft. If your payment is processed electronically, your checking account may be debited on the same day we receive the check and your check will not be returned with your checking account statement.

FPL does not agree to any restrictions, conditions or endorsements placed on any bill statement or payments such as check, money order or other forms of payment. We will process the payment as if these restrictions or conditions do not exist.

FPL
Northwest FL

**Electric Bill Statement**
**For:** Apr 23, 2022 to May 23, 2022 (31 days)
**Statement Date:** May 23, 2022
**Account Number:** 21092-86761
**Service Address:**
15700 L C HILTON JR DR IRRIGATION
PANAMA CITY BEACH, FL 32413-0810

**Hello Pier Park Community Development District,**
**Here's what you owe for this billing period.**

## CURRENT BILL

**$56.50**
TOTAL AMOUNT YOU OWE

**Jun 13, 2022**
NEW CHARGES DUE BY

## ENERGY USAGE HISTORY

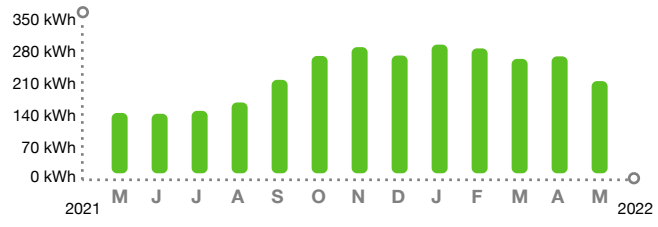


## BILL SUMMARY

| | |
|---|---|
| Amount of your last bill | 134.02 |
| Payment(s) received - thank you | –134.02 |
| Balance before new charges | 0.00 |
| Total new charges | 56.50 |
| **Total amount due** | **$56.50** |

*(See reverse for billing details)*

Visit **FPL.com/PayBill** for ways to pay

A new minimum base bill of $25, which was approved by the Florida Public Service Commission, goes into effect next month for metered GS-1 and GST-1 customers whose monthly base electric service costs fall below $25.

| | |
|---|---|
| Customer Service: | 800-225-5797 |
| To Report Power Outages: | 800-468-8243 |
| Hearing/Speech Impaired: | 711 (Relay Service) |

FPL
Northwest FL

/ 3* SEND SUMMARY BILL MASTER COUPON ONLY *

***Summary Bill Master***
***Account #: 24000-03642***

PIER PARK COMMUNITY DEVELOPMENT DISTRICT
C/O ACCOUNTS PAYABLE
8529 SOUTHPARK CIR STE 330
ORLANDO FL 32819-9064

Make check payable to FPL NW FL in U.S. funds and mail along with this coupon to:

FPL NORTHWEST FL
P.O. BOX 29090
MIAMI FL 33102-9090

| 21092-86761 | $56.50 | Jun 13, 2022 | $ SEND SUMMARY BILL MASTER COUPON ONLY |
|---|---|---|---|
| ACCOUNT NUMBER | TOTAL AMOUNT OWED | NEW CHARGES DUE BY | AMOUNT ENCLOSED |

## BILL DETAILS

| | | |
|---|---|---|
| Amount of your last bill | | 134.02 |
| Payment(s) received - thank you | | –134.02 |
| Balance before new charges | | $0.00 |
| **New Charges** | | |
| Rate: GS-1 GENERAL SVC NON-DEMAND/BUSINESS | | |
| Base charge | | 11.91 |
| Energy charge | *(220 KWH at $0.11274)* | 24.80 |
| Fuel charge | *(220 KWH at $0.03806)* | 8.37 |
| Electric service charges | | $45.08 |
| Gross rec. tax/Regulatory fee | | 1.19 |
| Franchise charge | | 2.42 |
| Utility tax | | 3.94 |
| Florida sales tax | | 3.38 |
| Discretionary sales surtax | | 0.49 |
| Taxes and charges | | $11.42 |
| Total new charges | | $56.50 |
| **Total amount you owe** | | **$56.50** |

## METER SUMMARY

Meter reading - Meter 7428731. Next meter reading Jun 22, 2022

| Usage type | Current | - | Previous | = | Usage |
|---|---|---|---|---|---|
| kWh | 18583 | | 18363 | | 220 |

## ENERGY USE COMPARISON

| | This Month | Last Month | Last Year |
|---|---|---|---|
| Service to | May 23, 2022 | Apr 22, 2022 | May 22, 2021 |
| kWh used | 220 | 279 | 144 |
| Service days | 31 | 30 | 31 |
| kWh/day | 7 | 9 | 5 |
| Amount | $56.50 | $67.60 | $53.62 |

## Stay connected

The FPL Mobile App is the easiest way to stay connected with us. Get the app today!

**FPL.com/NWApp**

## Save energy and money

Use the Energy Checkup tool to find personalized recommendations and savings tips.

**FPL.com/BusinessCheckup**

## We are here to help

If you are experiencing hardship as a result of the coronavirus (COVID-19) and need help with your bill, there are resources available.

**FPL.com/Help**

When you pay by check, you authorize FPL to process your payment electronically or as a draft. If your payment is processed electronically, your checking account may be debited on the same day we receive the check and your check will not be returned with your checking account statement.

FPL does not agree to any restrictions, conditions or endorsements placed on any bill statement or payments such as check, money order or other forms of payment. We will process the payment as if these restrictions or conditions do not exist.

RECEIVED
MAY 31 2022

**KUTAK ROCK LLP**

**TALLAHASSEE, FLORIDA**
Telephone 404-222-4600
Facsimile 404-222-4654

Federal ID 47-0597598

May 27, 2022

**Check Remit To:**
Kutak Rock LLP
PO Box 30057
Omaha, NE 68103-1157

**Wire Transfer Remit To:**
ABA #104000016
First National Bank of Omaha
Kutak Rock LLP
A/C # 24690470
Reference: Invoice No. 3053542
Client Matter No. 15823-1

Ms. Kim O'Meara
Pier Park CDD
Rizzetta & Company, Inc.
Suite 200
3434 Colwell Avenue
Tampa, FL 33614-8390

Invoice No. 3053542
15823-1

Re: Pier Park CDD - General Counsel

For Professional Legal Services Rendered

| | | | | |
|---|---|---|---|---|
| 04/01/22 | J. Brown | 0.30 | 82.50 | Review correspondence regarding maintenance and repairs at pier |
| 04/08/22 | J. Brown | 0.20 | 55.00 | Conference with Tilley regarding PIPA, parking, and assessment collections |
| 04/11/22 | A. Barber | 1.00 | 125.00 | Prepare Maintenance Repair Agreement for restroom sink repairs |
| 04/11/22 | J. Brown | 1.00 | 275.00 | Follow-up regarding status of direct billing; review regarding same; review and follow-up regarding form of agreement for pier-related repairs |
| 04/13/22 | J. Brown | 0.20 | 55.00 | Follow-up related to work on pier bathrooms |
| 04/14/22 | J. Brown | 0.80 | 220.00 | Internal coordination and follow-up regarding direct collection of assessments; review assessment payment demand letter |
| 04/15/22 | A. Barber | 0.40 | 50.00 | Review final Agreement for Repairs with Wislar Construction; provide |

| | | | | |
|---|---|---|---|---|
| | | | | Agreement to Wislar Construction |
| 04/15/22 | J. Brown | 0.70 | 192.50 | Review correspondence and attachments regarding assessment collection |
| 04/19/22 | A. Barber | 1.60 | 200.00 | Meet with Brown regarding demand letters for overdue assessments; prepare demand letters for overdue assessments to The Higbee Company, FCPT Remington, and CTI Propco |
| 04/19/22 | J. Brown | 1.40 | 385.00 | Review and revise demand letter for delinquent assessments |
| 04/26/22 | A. Barber | 0.50 | 62.50 | Prepare draft budget documents |
| 04/26/22 | J. Brown | 0.20 | 55.00 | Correspondence and review regarding budget and assessment season |
| 04/27/22 | J. Brown | 0.50 | 137.50 | Miscellaneous correspondence; review regarding budget status and next regular board meeting agenda |
| 04/28/22 | A. Barber | 2.00 | 250.00 | Prepare budget documents for FY22-23; prepare organizational chart to include district information sheet, budget documents, audit information, meeting schedule, election information, public facilities report, disclosure of public financing, rules of procedure, and all related information |
| 04/28/22 | J. Brown | 0.20 | 55.00 | Review budget documents and related items |
| TOTAL HOURS | | 11.00 | | |

| | | |
|---|---|---|
| TOTAL FOR SERVICES RENDERED | | $2,200.00 |
| TOTAL CURRENT AMOUNT DUE | | $2,200.00 |
| UNPAID INVOICES: | | |
| March 23, 2022 | Invoice No. 3024189 | I,730.00 |
| April I5, 2022 | Invoice No. 3037866 | 722.50 |
| TOTAL DUE | | $4,652.50 |

Date Rec'd Rizzetta & Co., Inc. 05.31.22
D/M approval _____ Date 6/2/22
Date entered 06.02.22
Fund 001 GL 51400 OC 3107
Check # _____

**Rizzetta & Company, Inc.**
**3434 Colwell Avenue**
**Suite 200**
**Tampa FL 33614**

# Invoice

| Date | Invoice # |
|---|---|
| 6/1/2022 | INV0000068696 |

**Bill To:**

PIER PARK CDD
3434 Colwell Avenue, Suite 200
Tampa FL 33614

| Services for the month of | Terms | Client Number |
|---|---|---|
| June | Upon Receipt | 00370 |

| Description | Qty | Rate | Amount |
|---|---|---|---|
| Accounting Services | 1.00 | $2,475.42 | $2,475.42 |
| Administrative Services | 1.00 | $777.33 | $777.33 |
| Email Accounts, Admin & Maintenance | 5.00 | $15.00 | $75.00 |
| Financial & Revenue Collections | 1.00 | $437.50 | $437.50 |
| Management Services | 1.00 | $2,587.50 | $2,587.50 |
| Website Compliance & Management | 1.00 | $100.00 | $100.00 |

Date Rec'd Rizzetta & Co., Inc. 06.16.22
D/M approval [signature] Date 6/17/22
Date entered 06.16.22

| | | | |
|---|---|---|---|
| Fund 001 | GL 51300 | OC 3201 | 1527.34 |
| 100 | 51300 | 3201 | 948.08 |
| Check # 001 | 51300 | 3100 | 777.33 |
| 001 | 51300 | 5103 | 75 |
| 001 | 51300 | 3111 | 437.50 |
| 001 | 51300 | 3101 | 2587.50 |
| 001 | 51300 | 5103 | 100 |

# Invoice

**Include Invoice Number with Payment**

**Invoice No.:** SM38399
**Date:** 5/1/2022

**38001 Brownsvillage Rd., Slidell, LA 70460**

**Bill to:** Pier Park Comm. Dev. District
3434 Colwell Avenue
Suite 200
Tampa, FL 33614

**Service at:** Pier Park Comm. Dev. District
120 Richard Jackson Blvd.
Suite 220
Panama City Bch, FL 32407

**Customer Email:** cddinvoice@rizzetta.com
**Customer ID:** PPCDD
**Terms:** Net 30 days
**Special Instructions:** Pier Park CDD
**Reference:** 89-20140-FL

| Description | Date | Quantity | Unit Price | Amount |
|---|---|---|---|---|
| Landscape Maintenance for the month of May | | 1.00 | 15,016.98 | 15,016.98 |

Date Rec'd Rizzetta & Co., Inc. 05.03.22
D/M approval [signature] Date 5/6/22
Date entered 05.06.22
Fund _____ GL _____ OC _____
Check # _____

| | | | |
|---|---|---|---|
| 001 | 53900 | 4604 | 6,472.38 |
| 001 | 53900 | 4607 | 724.63 |
| 001 | 53900 | 4608 | 3,041.71 |
| 001 | 53900 | 4904 | 914.46 |
| 001 | 53900 | 4909 | 1,168.75 |
| 100 | 53900 | 4608 | 389.14 |
| 100 | 53900 | 4909 | 469.80 |
| 100 | 57200 | 4611 | 1,490.57 |
| 100 | 57200 | 4614 | 147.41 |
| 100 | 57200 | 4618 | 90.10 |
| 100 | 57200 | 4637 | 108.03 |

**Thank you!**
**If you have any questions please feel free to call**
**(985) 643-2427 ext 125**

| | |
|---|---|
| Subtotal: | 15,016.98 |
| Sales Tax: | 0.00 |
| Fuel Surcharge: | 375.42 |
| **Total Due:** | **15,392.40** |

**Include Invoice Number with Payment**

**A service charge of 1 1/2% per month (18% per annum) will be charged on all past due amounts.**

**MAKE PAYABLE & MAIL TO: Rotolo Consultants, Inc.**
**38001 Brownsvillage Rd., Slidell, Louisiana 70460 Office (985) 643-2427 Fax (985) 643-2691**

# Invoice

**Include Invoice Number with Payment**

**Invoice No.:** SM39185
**Date:** 6/1/2022

RCI
LANDSCAPE • MAINTENANCE • CONSTRUCTION

**38001 Brownsvillage Rd., Slidell, LA 70460**

**Bill to:** Pier Park Comm. Dev. District
3434 Colwell Avenue
Suite 200
Tampa, FL 33614

**Service at:** Pier Park Comm. Dev. District
120 Richard Jackson Blvd.
Suite 220
Panama City Bch, FL 32407

**Customer Email:** cddinvoice@rizzetta.com
**Customer ID:** PPCDD
**Terms:** Net 30 days
**Special Instructions:** Pier Park CDD
**Reference:** 89-20140-FL

| Description | Date | Quantity | Unit Price | Amount |
|---|---|---|---|---|
| Landscape Maintenance for the month of June | | 1.00 | 15,016.98 | 15,016.98 |

Date Rec'd Rizzetta & Co., Inc. 06.01.22
D/M approval [signature] Date 6/14/22
Date entered 06.10.22
Check #

| Fund | GL | OC | |
|---|---|---|---|
| 001 | 53900 | 4604 | 6472.38 |
| 001 | 53900 | 4607 | 724.63 |
| 001 | 53900 | 4608 | 3041.71 |
| 001 | 53900 | 4904 | 914.46 |
| 001 | 53900 | 4909 | 1168.75 |
| 100 | 53900 | 4608 | 389.14 |
| 100 | 53900 | 4909 | 469.80 |
| 100 | 57200 | 4611 | 1490.57 |
| 100 | 57200 | 4614 | 147.41 |
| 100 | 57200 | 4618 | 90.10 |
| 100 | 57200 | 4637 | 108.03 |

**Thank you!**
**If you have any questions please feel free to call**
**(985) 643-2427 ext 125**

| | |
|---|---|
| Subtotal: | 15,016.98 |
| Sales Tax: | 0.00 |
| Fuel Surcharge: | 375.42 |
| **Total Due:** | **15,392.40** |

**Include Invoice Number with Payment**

**A service charge of 1 1/2% per month (18% per annum) will be charged on all past due amounts.**

**MAKE PAYABLE & MAIL TO: Rotolo Consultants, Inc.**
**38001 Brownsvillage Rd., Slidell, Louisiana 70460 Office (985) 643-2427 Fax (985) 643-2691**

**Ryerson's Electrical Service, Inc.**
**116 Circle Drive**
**Panama City Beach, FL 32413**
**Phone (850) 233-2788**
**Fax (850) 249-2780**
**License #EC-13006944**

**8052**

# Invoice

**To: Pier Park C.D.D.** **May 10, 2022**
**Re: Street and lot lights**

**Provide labor and material to service and repair the street and lot lights.**
**Replace the following:**

- **39 bulbs**
- **15 ballast kits**
- **5 sockets**
- **4 fuses**
- **1 weatherproof cover**
- **1 photocell**

Date Rec'd Rizzetta & Co., Inc. 05.20.22
D/M approval _____ Date 5/24/22
Date entered 05.20.22
Fund 001 GL 54100 OC 4613
Check # _____

**Total $4,775.00**

**Thank you for your business!**

Date 5-11-22
Entity # _____
G/L Coding _____
Amount $ _____
OK to Pay _____
PO/Contract/Uncovered
Discrepancy _____
Approval _____

# SIMON PROPERTY GROUP

# INVOICE

*Pier Park*

600 Pier Park Drive, Suite 125
Panama City Beach, FL 32413
Phone 850-236-9974 Fax 850-236-0681

**DATE:** June 1, 2022
**INVOICE #** 201153
**FOR:** *Monthly Management*

**Bill To:**
Pier Park CDD c/o Simon Property Group Management Office
600 Pier Park Drive, Ste 125
Panama City Beach, FL 32413

| DESCRIPTION | AMOUNT |
|---|---|
| July Management Fee | $ 3,110.80 |
| Date Rec'd Rizzetta & Co., Inc. 06.01.22 | |
| D/M approval [signature] Date 6/14/22 | |
| Date entered 06.10.22 | |
| Fund 001 GL 57200 OC 3305 | 950.66 |
| Fund 100 GL 57200 OC 3305 | 2160.14 |
| Check # | |
| Date 6-1-22 | |
| Entity # | |
| G/L Coding | |
| Amount $ | |
| OK to Pay | |
| PO/Contract/Uncovered | |
| Discrepancy | |
| Approval [signature] | |
| **TOTAL** | **$ 3,110.80** |

Net 30 days
Make all checks payable to: **Pier Park**
If you have any questions concerning this invoice,
contact Angela Waller at 850-236-9974 or by email : AngelaWaller@simon.com

YOUR LOGO HERE

# Invoice#32


**The Fresh Coat Paint Co.**

*Painting with an excellent touch*

3409 Pretty Bayou Ct.
Panama city Fl.32405
850-276-5777
kayandvictor@gmail.com


TO Pier Park CDD c/o
Simon Management Asso.LLC
600 Pier Park Drive, Suite 125
Panama City Beach Fl 32413

Date Rec'd Rizzetta & Co., Inc. 06.02.22

D/M approval [signature] Date 6/14/22

Date entered 06.10.22

Fund 100 GL 57200 OC 4627

Check #

DATE
06/02/22

EXPIRATION DATE

| SALESPERSON | JOB | PAYMENT TERMS | DUE DATE |
|---|---|---|---|
| Victor p | Interior/ Exterior | Due on receipt | |

| QTY | DESCRIPTION | UNIT PRICE | LINE TOTAL |
|---|---|---|---|
| | Exterior restroom pressure wash and paint | | |
| | Paint the brown area and white trim | Total Due | $2000.00 |
| | | | |
| | | | |
| | | | |
| | | | |
| | | | |
| | | | |
| | | | |
| | | | |

Date 6-7-22
Entity #
G/L Coding PIER RESTROOMS
Amount $
OK to Pay
PO/Contract/Uncovered
Discrepancy
Approval [signature]

| | |
|---|---|
| SUBTOTAL | |
| SALES TAX | |
| TOTAL | $2000.00 |

Quotation prepared by: _____

This is a quotation on the goods named, subject to the conditions noted below: Describe any conditions pertaining to these prices and any additional terms of the agreement. You may want to include contingencies that will affect the quotation.

To accept this quotation, sign here and return: _____

THANK YOU FOR YOUR BUSINESS!

# INVOICE

The Lake Doctors, Inc.
Aquatic Management Services

4651 Salisbury Rd., Suite155, Jacksonville, FL 32256
PH: (904) 431-3914

| | |
|---|---|
| Invoice # | 657808 |
| Account # | 709713 |
| Invoice Date | 6/1/2022 |
| Due Date | 6/11/2022 |
| Rep | MTS |

**Bill To**

PIER PARK CDD
C/O RIZZETTA & COMPANY
3434 COLWELL AVE.
SUITE 200
TAMPA, FL 33614

Invoice Questions:
AR@LakeDoctors.com

| Purchase Order Number | Terms | Invoice Date Reflects Month of Service Provided |
|---|---|---|
| | NET 10 DAYS | |

| Item | Description | Amount |
|---|---|---|
| | Monthly Water Management Service (R) | 617.00 |
| | Date Rec'd Rizzetta & Co., Inc. 06.06.22 | |
| | D/M approval Date 6/14/22 | |
| | Date entered 06.10.22 | |
| | Fund 001 GL 53800 OC 4625 | 431.90 |
| | 001 53800 4625 | 185.10 |
| | Check # | |
| **OUTSTANDING BALANCE** | **$617.00** | |
| | **Total Invoice** | **$617.00** |

**Thank you! For your business!**

**Please include your account number and invoice number on your check with your remittance stub.**
**Please remit payments to: The Lake Doctors, Inc.**
**LOCKBOX**
**PO Box 20122**
**Tampa, FL 33622-0122**

Remittance Stub

| Amount Enclosed |
|---|
| |

| | |
|---|---|
| Invoice # | 657808 |
| Account # | 709713 |
| Date | 6/1/2022 |

**Bill To**

PIER PARK CDD
C/O RIZZETTA & COMPANY
3434 COLWELL AVE.
SUITE 200
TAMPA, FL 33614

**For address and contact updates, please email us at customerservice@lakedoctors.com.**

IF PAYING BY CREDIT CARD, FILL OUT BELOW
____ Mastercard ____ Visa ____ American Express
Card # _____
Card Verification # _____
Exp. Date # _____
Print Name _____
Billing Address: ____ Check box if same as above
_____
_____
Signature _____

ALLIED UNIVERSAL
JANITORIAL SERVICES
*There for you.*

Eight Tower Bridge
161 Washington Street, Suite 600
Conshohocken, PA 19428
(626) 310-8000

Invoice Date
**04/28/2022**

Invoice Number
**12648639**

To ensure proper application, please reference this invoice number on your remittance advice.

**PLEASE REMIT PAYMENT TO:**
Allied Universal Janitorial Services
PO Box 31001-2374
Pasadena, CA 91110-2374

Total Amount Due:
**(USD) $5,942.71**

Terms:
**Net 30 Days**

Pier Park Community Development District
120 Richard Jackson Blvd
Ste 220
Panama City Beach, FL 32407

Service Location: **5222000** Customer: **5215000** Billing Period: **04/01/2022 - 04/30/2022**
**Pier Park**
600 S Pier Park Dr Ste 125
Panama City Beach, FL 32413-2179

| Description | Quantity | UOM | Price | Amount |
|---|---|---|---|---|
| Janitorial Service | 1.00 | HR | 5,942.71 | 5,942.71 |
| **Subtotal** | | | | **5,942.71** |
| **Sales Tax Subtotal** | | | | **0.00** |
| **Total for - Pier Park** | | | | **5,942.71** |

Date Rec'd Rizzetta & Co., Inc. 05.02.22
D/M approval [signature] Date 5/9/22
Date entered 05.06.22
Fund 001 GL 57200 OC 4626 4,159.90
001 57200 4628 1,782.81
Check #

Date 4-29-22
Entity #
G/L Coding
Amount $
OK to Pay
PO/Contract/Uncovered
Discrepancy
Approval [signature]

| Subtotal | |
|---|---|
| | $5,942.71 |
| **Sales Tax** | |
| | $0.00 |
| **Total Amount Due:** | |
| **(USD)** | **$5,942.71** |

**VGlobalTech**
636 Fanning Drive
Winter Springs, FL 32708 US
contact@vglobaltech.com
www.vglobaltech.com

# INVOICE

**BILL TO**
Pier Park CDD
3434 Colwell Ave
Tampa, FL 33614 United States

**INVOICE #** 3928
**DATE** 06/01/2022
**DUE DATE** 06/01/2022
**TERMS** Due on receipt

| DATE | ACTIVITY | QTY | RATE | AMOUNT |
|---|---|---|---|---|
| | **Web Maintenance:ADA Website Maintenance**<br>Ongoing website maintenance for ADA and WCAG Compliance | 1 | 220.00 | 220.00 |

Monthly maintenance for Pier Park CDD

BALANCE DUE **$220.00**

Date Rec'd Rizzetta & Co., Inc. 06.01.22
D/M approval _____ Date 6/14/22
Date entered 06.10.22
Fund 001 GL 51300 OC 5103
Check # _____

# Tab 3

# Pier Park Community Development District

DISITRICT OFFICE · PANAMA CITY BEACH, FL 32407
MAILING ADDRESS · 3434 COLWELL AVENUE, SUITE 200 · TAMPA, FLORIDA 33614
WWW.PIERPARKCDD.ORG

**Operation and Maintenance Expenditures**
**For Board Approval**
**April 2022**
**OLTR Fund**

Attached please find the check register listing the Operation and Maintenance expenditures paid from April 1, 2022 through April 30, 2022. This does not include expenditures previously approved by the Board.

The total items being presented: **$4,482.85**

Approval of Expenditures:

_____

_____ Chairperson

_____ Vice Chairperson

_____ Assistant Secretary

# Pier Park Community Development District OLTR Fund

Paid Operation & Maintenance Expenditures

April 1, 2022 Through April 30, 2022

| Vendor Name | Check Number | Invoice Number | Invoice Description | Invoice Amount |
|---|---|---|---|---|
| Florida Power & Light Company | 021287 | 24000-03642 03/22 | Summary Bill Master Account #24000-03642 03/22 | $ 247.03 |
| Rizzetta & Company, Inc. | 021285 | INV0000067061 | District Management Fees 04/22 | $ 948.08 |
| TEK Distributors, Inc. | 021286 | 404842 | Restroom Supplies 02/22 | $ 3,102.64 |
| The Lake Doctors, Inc. | 021288 | 644499 | Monthly Lake Maintenance 04/22 | $ 185.10 |
| **Report Total** | | | | **$ 4,482.85** |

FPL Northwest FL

Date Rec'd Rizzetta & Co., Inc. 03.29.22

D/M approval [signature] Date 4/5/22

Date entered 03.31.22

Fund 001 GL 53100 OC 4301 1729.20

100 57200 4633 247.03

Check #

**Summary Bill Statement**
**Statement Date:** Mar 23, 2022
**Account Number:** 24000-03642

**Pier Park Community Development District**

## SUMMARY OF BILL

| | |
|---|---|
| Summary Bill Master Account Number | 24000-03642 |
| **Total Amount Due** | **$1,976.23** |
| **New Charges Due By** | **Apr 13, 2022** |

For Summary Billing inquiries, please email
**SummaryBilling@fpl.com**

**Please return this page with payment of the Total Amount Due.**

FPL Northwest FL

/ 150027 2400003642 00316000000000000197623

***This is your Summary Bill Master Coupon***

***Summary Bill Master***
***Account #: 24000-03642***

Make check payable to FPL NW FL in U.S. funds and mail along with this coupon to:

PIER PARK COMMUNITY DEVELOPMENT DISTRICT
C/O ACCOUNTS PAYABLE
8529 SOUTHPARK CIR STE 330
ORLANDO FL 32819-9064

FPL NORTHWEST FL SUMM BILL
P.O. BOX 526843
MIAMI FL 33152

| 24000-03642 | $1,976.23 | Apr 13, 2022 | $ |
|---|---|---|---|
| ACCOUNT NUMBER | TOTAL AMOUNT OWED | NEW CHARGES DUE BY | AMOUNT ENCLOSED |

**Summary Bill Statement**
**Statement Date:** Mar 23, 2022
**Master Account #:** 24000-03642
**Due Date:** Apr 13, 2022

## SUMMARY BILL STATEMENT

**Pier Park Community Development District**

| Account # | Customer Information | Rate / Cycle Day | Read Date / Service Days | kWh / Max kWd | Total Due | Remarks |
|---|---|---|---|---|---|---|
| 21020-35512 | 16200 FRONT BEACH RD TX 34 TRANSFORMER #34 PANAMA CITY BEACH, FL 32413-2516 | GSD_72 16 | 03/22/2022 29 | 4272 13 | 605.54 | PIER PARK COMMUNITY DEVELOPMENT DIS |
| 21030-25942 | 16200 FRONT BEACH RD METER CNTR METER CNTR PANAMA CITY BEACH, FL 32413-2516 | GS_68 16 | 03/23/2022 29 | 1868 | 341.17 | PIER PARK COMMUNITY DEVELOPMENT DIS |
| 21032-39717 | 16200 FRONT BEACH RD TX 15 TRANSFORMER #15 PANAMA CITY BEACH, FL 32413-2516 | GS_68 16 | 03/23/2022 29 | 1939 | 328.38 | PIER PARK COMMUNITY DEVELOPMENT DIS |
| 21038-75593 | 16200 FRONT BEACH RD TX 26 TRANSFORMER 26 PANAMA CITY BEACH, FL 32413-2516 | GS_68 16 | 02/22/2022 31 | 0 | 12.85 | PIER PARK COMMUNITY DEVELOPMENT DIS |
| 21039-60759 | 600 S PIER PARK DR CELEBRATION TOWER PANAMA CITY BEACH, FL 32413-2169 | GS_68 16 | 03/22/2022 29 | 520 | 94.36 | PIER PARK COMMUNITY DEVELOPMENT DIS |
| 21047-04362 | 15700 L C HILTON JR DR LIGHTING LIGHTING PANAMA CITY BEACH, FL 32413-0810 | GS_68 16 | 03/23/2022 29 | 1565 | 288.10 | PIER PARK COMMUNITY DEVELOPMENT DIS |
| 21069-33118 | 16201 FRONT BEACH RD UNIT A BATHROOM PANAMA CITY BEACH, FL 32413-2515 | GS_68 16 | 03/21/2022 29 | 1287 | 239.41 | PIER PARK COMMUNITY DEVELOPMENT DIS |
| 21092-86761 | 15700 L C HILTON JR DR IRRIGATION PANAMA CITY BEACH, FL 32413-0810 | GS_68 16 | 03/23/2022 29 | 273 | 66.42 | PIER PARK COMMUNITY |

| | |
|---|---|
| **Accounts billed:** | 8 |
| **Accounts not billed:** | 0 |
| **Total number of accounts:** | 8 |
| **Total kWh:** | 11724 |
| **Total amount due:** | $1,976.23 |

FPL Northwest FL

**Electric Bill Statement**
**For:** Feb 22, 2022 to Mar 22, 2022 (29 days)
**Statement Date:** Mar 23, 2022
**Account Number:** 21020-35512
**Service Address:**
16200 FRONT BEACH RD TX 34
TRANSFORMER #34 PANAMA CITY BEACH,

**Hello Pier Park Community Development District,**
**Here's what you owe for this billing period.**

## CURRENT BILL

**$605.54**
TOTAL AMOUNT YOU OWE

**Apr 13, 2022**
NEW CHARGES DUE BY

## ENERGY USAGE HISTORY

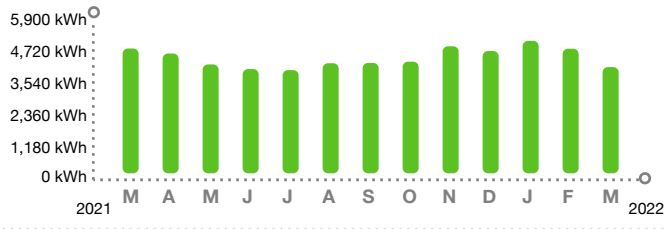


## BILL SUMMARY

| | |
|---|---|
| Amount of your last bill | 674.70 |
| Payment(s) received - thank you | –674.70 |
| Balance before new charges | 0.00 |
| Total new charges | 605.54 |
| **Total amount due** | **$605.54** |

*(See reverse for billing details)*

Visit **FPL.com/PayBill** for ways to pay

**We are here to help**
Many factors can affect your bill, including cold weather. If you are experiencing hardship and need help with your bill, resources are available. Learn more: FPL.com/Help

## KEEP IN MIND

Payments received after April 13, 2022 are considered late; a late payment charge of 1.00% will apply.

| | |
|---|---|
| Customer Service: | 800-225-5797 |
| To Report Power Outages: | 800-468-8243 |
| Hearing/Speech Impaired: | 711 (Relay Service) |

FPL Northwest FL

/ 3* SEND SUMMARY BILL MASTER COUPON ONLY *

***Summary Bill Master***
***Account #: 24000-03642***

PIER PARK COMMUNITY DEVELOPMENT DISTRICT
C/O ACCOUNTS PAYABLE
8529 SOUTHPARK CIR STE 330
ORLANDO FL 32819-9064

Make check payable to FPL NW FL in U.S. funds and mail along with this coupon to:

FPL NORTHWEST FL
P.O. BOX 29090
MIAMI FL 33102-9090

| 21020-35512 | $605.54 | Apr 13, 2022 | $ SEND SUMMARY BILL MASTER COUPON ONLY |
|---|---|---|---|
| ACCOUNT NUMBER | TOTAL AMOUNT OWED | NEW CHARGES DUE BY | AMOUNT ENCLOSED |

## BILL DETAILS

| | | |
|---|---|---|
| Amount of your last bill | | 674.70 |
| Payment(s) received - thank you | | –674.70 |
| Balance before new charges | | $0.00 |
| **New Charges** | | |
| Rate: GSD-1 GENERAL SERVICE DEMAND | | |
| Base charge | | 28.17 |
| Demand charge | *(13 KW at $12.54000)* | 163.02 |
| Energy charge | *(4272 KWH at $0.04855)* | 207.40 |
| Fuel charge | *(4272 KWH at $0.03806)* | 162.59 |
| Electric service charges | | $561.18 |
| Gross rec. tax/Regulatory fee | | 14.80 |
| Franchise charge | | 29.56 |
| Taxes and charges | | $44.36 |
| Total new charges | | $605.54 |
| **Total amount you owe** | | **$605.54** |

## METER SUMMARY

Meter reading - Meter 7261457. Next meter reading Apr 22, 2022

| Usage type | Current | - | Previous | = | Usage |
|---|---|---|---|---|---|
| kWh | 34041 | | 29769 | | 4272 |
| kW | 12.710 | | | | 13 |

## ENERGY USE COMPARISON

| | This Month | Last Month | Last Year |
|---|---|---|---|
| Service to | Mar 22, 2022 | Feb 21, 2022 | Mar 22, 2021 |
| kWh used | 4272 | 5012 | 5020 |
| Service days | 29 | 31 | 29 |
| kWh/day | 147 | 162 | 173 |
| Amount | $605.54 | $674.70 | $621.21 |

## Stay connected

The FPL Mobile App is the easiest way to stay connected with us. Get the app today!

**FPL.com/NWApp**

## Save energy and money

Use the Energy Checkup tool to find personalized recommendations and savings tips.

**FPL.com/BusinessCheckup**

When you pay by check, you authorize FPL to process your payment electronically or as a draft. If your payment is processed electronically, your checking account may be debited on the same day we receive the check and your check will not be returned with your checking account statement.

FPL does not agree to any restrictions, conditions or endorsements placed on any bill statement or payments such as check, money order or other forms of payment. We will process the payment as if these restrictions or conditions do not exist.

FPL Northwest FL

**Electric Bill Statement**
**For:** Feb 23, 2022 to Mar 23, 2022 (29 days)
**Statement Date:** Mar 23, 2022
**Account Number:** 21030-25942
**Service Address:**
16200 FRONT BEACH RD METER CNTR
METER CNTR PANAMA CITY BEACH, FL

**Hello Pier Park Community Development District,**
**Here's what you owe for this billing period.**

## CURRENT BILL

**$341.17**
TOTAL AMOUNT YOU OWE

**Apr 13, 2022**
NEW CHARGES DUE BY

## ENERGY USAGE HISTORY

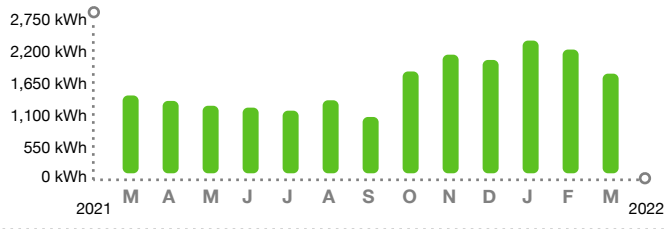


## BILL SUMMARY

| | |
|---|---|
| Amount of your last bill | 420.31 |
| Payment(s) received - thank you | –420.31 |
| Balance before new charges | 0.00 |
| Total new charges | 341.17 |
| **Total amount due** | **$341.17** |

*(See reverse for billing details)*

Visit **FPL.com/PayBill** for ways to pay

**We are here to help**
Many factors can affect your bill, including cold weather. If you are experiencing hardship and need help with your bill, resources are available. Learn more: FPL.com/Help

## KEEP IN MIND

Payments received after April 13, 2022 are considered late; a late payment charge of 1.00% will apply.

| | |
|---|---|
| Customer Service: | 800-225-5797 |
| To Report Power Outages: | 800-468-8243 |
| Hearing/Speech Impaired: | 711 (Relay Service) |

FPL Northwest FL

/ 3* SEND SUMMARY BILL MASTER COUPON ONLY *

***Summary Bill Master***
***Account #: 24000-03642***

PIER PARK COMMUNITY DEVELOPMENT DISTRICT
C/O ACCOUNTS PAYABLE
8529 SOUTHPARK CIR STE 330
ORLANDO FL 32819-9064

Make check payable to FPL NW FL in U.S. funds and mail along with this coupon to:

FPL NORTHWEST FL
P.O. BOX 29090
MIAMI FL 33102-9090

| 21030-25942 | $341.17 | Apr 13, 2022 | $ SEND SUMMARY BILL MASTER COUPON ONLY |
|---|---|---|---|
| ACCOUNT NUMBER | TOTAL AMOUNT OWED | NEW CHARGES DUE BY | AMOUNT ENCLOSED |

## BILL DETAILS

| | | |
|---|---|---|
| Amount of your last bill | | 420.31 |
| Payment(s) received - thank you | | –420.31 |
| Balance before new charges | | $0.00 |
| **New Charges** | | |
| Rate: GS-1 GENERAL SVC NON-DEMAND/BUSINESS | | |
| Base charge | | 11.91 |
| Energy charge | *(1868 KWH at $0.11274)* | 210.60 |
| Fuel charge | *(1868 KWH at $0.03806)* | 71.10 |
| Electric service charges | | $293.61 |
| Gross rec. tax/Regulatory fee | | 7.75 |
| Franchise charge | | 15.47 |
| Utility tax | | 24.34 |
| Taxes and charges | | $47.56 |
| Total new charges | | $341.17 |
| **Total amount you owe** | | **$341.17** |

## METER SUMMARY

Meter reading - Meter 7423853. Next meter reading Apr 22, 2022

| Usage type | Current | - | Previous | = | Usage |
|---|---|---|---|---|---|
| kWh | 52807 | | 50939 | | 1868 |

## ENERGY USE COMPARISON

| | This Month | Last Month | Last Year |
|---|---|---|---|
| Service to | Mar 23, 2022 | Feb 22, 2022 | Mar 23, 2021 |
| kWh used | 1868 | 2320 | 1459 |
| Service days | 29 | 31 | 29 |
| kWh/day | 64 | 75 | 50 |
| Amount | $341.17 | $420.31 | $234.24 |

## Stay connected

The FPL Mobile App is the easiest way to stay connected with us. Get the app today!

**FPL.com/NWApp**

## Save energy and money

Use the Energy Checkup tool to find personalized recommendations and savings tips.

**FPL.com/BusinessCheckup**

When you pay by check, you authorize FPL to process your payment electronically or as a draft. If your payment is processed electronically, your checking account may be debited on the same day we receive the check and your check will not be returned with your checking account statement.

FPL does not agree to any restrictions, conditions or endorsements placed on any bill statement or payments such as check, money order or other forms of payment. We will process the payment as if these restrictions or conditions do not exist.

FPL Northwest FL

**Electric Bill Statement**
**For:** Feb 23, 2022 to Mar 23, 2022 (29 days)
**Statement Date:** Mar 23, 2022
**Account Number:** 21032-39717
**Service Address:**
16200 FRONT BEACH RD TX 15
TRANSFORMER #15 PANAMA CITY BEACH,

**Hello Pier Park Community Development District,**
**Here's what you owe for this billing period.**

## CURRENT BILL

**$328.38**
TOTAL AMOUNT YOU OWE

**Apr 13, 2022**
NEW CHARGES DUE BY

## ENERGY USAGE HISTORY

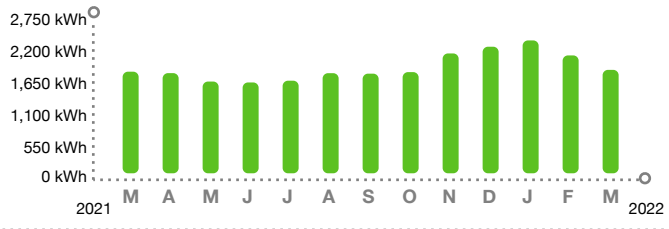


## BILL SUMMARY

| | |
|---|---|
| Amount of your last bill | 372.46 |
| Payment(s) received - thank you | –372.46 |
| Balance before new charges | 0.00 |
| Total new charges | 328.38 |
| **Total amount due** | **$328.38** |

*(See reverse for billing details)*

Visit **FPL.com/PayBill** for ways to pay

**We are here to help**
Many factors can affect your bill, including cold weather. If you are experiencing hardship and need help with your bill, resources are available. Learn more: FPL.com/Help

## KEEP IN MIND

Payments received after April 13, 2022 are considered late; a late payment charge of 1.00% will apply.

| | |
|---|---|
| Customer Service: | 800-225-5797 |
| To Report Power Outages: | 800-468-8243 |
| Hearing/Speech Impaired: | 711 (Relay Service) |

FPL Northwest FL

/ 3* SEND SUMMARY BILL MASTER COUPON ONLY *

***Summary Bill Master***
***Account #: 24000-03642***

PIER PARK COMMUNITY DEVELOPMENT DISTRICT
C/O ACCOUNTS PAYABLE
8529 SOUTHPARK CIR STE 330
ORLANDO FL 32819-9064

Make check payable to FPL NW FL in U.S. funds and mail along with this coupon to:

FPL NORTHWEST FL
P.O. BOX 29090
MIAMI FL 33102-9090

| 21032-39717 | $328.38 | Apr 13, 2022 | $ SEND SUMMARY BILL MASTER COUPON ONLY |
|---|---|---|---|
| ACCOUNT NUMBER | TOTAL AMOUNT OWED | NEW CHARGES DUE BY | AMOUNT ENCLOSED |

## BILL DETAILS

| | | |
|---|---|---|
| Amount of your last bill | | 372.46 |
| Payment(s) received - thank you | | –372.46 |
| Balance before new charges | | $0.00 |
| **New Charges** | | |
| Rate: GS-1 GENERAL SVC NON-DEMAND/BUSINESS | | |
| Base charge | | 11.91 |
| Energy charge | *(1939 KWH at $0.11274)* | 218.61 |
| Fuel charge | *(1939 KWH at $0.03806)* | 73.80 |
| Electric service charges | | $304.32 |
| Gross rec. tax/Regulatory fee | | 8.03 |
| Franchise charge | | 16.03 |
| Taxes and charges | | $24.06 |
| Total new charges | | $328.38 |
| **Total amount you owe** | | **$328.38** |

## METER SUMMARY

Meter reading - Meter 7511454. Next meter reading Apr 22, 2022

| Usage type | Current | - | Previous | = | Usage |
|---|---|---|---|---|---|
| kWh | 34091 | | 32152 | | 1939 |

## ENERGY USE COMPARISON

| | This Month | Last Month | Last Year |
|---|---|---|---|
| Service to | Mar 23, 2022 | Feb 22, 2022 | Mar 23, 2021 |
| kWh used | 1939 | 2210 | 1905 |
| Service days | 29 | 31 | 29 |
| kWh/day | 67 | 71 | 66 |
| Amount | $328.38 | $372.46 | $296.73 |

## Stay connected

The FPL Mobile App is the easiest way to stay connected with us. Get the app today!

**FPL.com/NWApp**

## Save energy and money

Use the Energy Checkup tool to find personalized recommendations and savings tips.

**FPL.com/BusinessCheckup**

When you pay by check, you authorize FPL to process your payment electronically or as a draft. If your payment is processed electronically, your checking account may be debited on the same day we receive the check and your check will not be returned with your checking account statement.

FPL does not agree to any restrictions, conditions or endorsements placed on any bill statement or payments such as check, money order or other forms of payment. We will process the payment as if these restrictions or conditions do not exist.

FPL Northwest FL

**Electric Bill Statement**
**For:** Jan 23, 2022 to Feb 22, 2022 (31 days)
**Statement Date:** Mar 23, 2022
**Account Number:** 21038-75593
**Service Address:**
16200 FRONT BEACH RD TX 26
TRANSFORMER 26 PANAMA CITY BEACH, FL

## Hello Pier Park Community Development District, Here's what you owe for this billing period.

### CURRENT BILL

**$12.85**
TOTAL AMOUNT YOU OWE

**Apr 13, 2022**
NEW CHARGES DUE BY

### ENERGY USAGE HISTORY

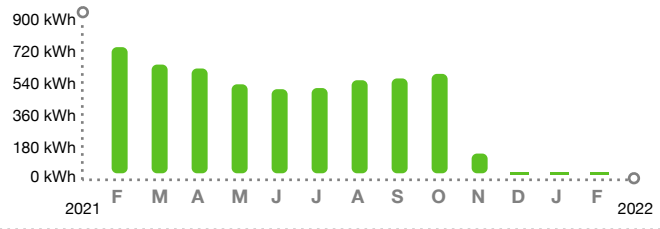


### BILL SUMMARY

| | |
|---|---|
| Amount of your last bill | 12.85 |
| Payment(s) received - thank you | –12.85 |
| Balance before new charges | 0.00 |
| Total new charges | 12.85 |
| **Total amount due** | **$12.85** |

*(See reverse for billing details)*

Visit **FPL.com/PayBill** for ways to pay

**We are here to help**
Many factors can affect your bill, including cold weather. If you are experiencing hardship and need help with your bill, resources are available. Learn more: FPL.com/Help

### KEEP IN MIND

Payments received after April 13, 2022 are considered late; a late payment charge of 1.00% will apply.

| | |
|---|---|
| Customer Service: | 800-225-5797 |
| To Report Power Outages: | 800-468-8243 |
| Hearing/Speech Impaired: | 711 (Relay Service) |

FPL Northwest FL

/ 3* SEND SUMMARY BILL MASTER COUPON ONLY *

***Summary Bill Master***
***Account #: 24000-03642***

PIER PARK COMMUNITY DEVELOPMENT DISTRICT
C/O ACCOUNTS PAYABLE
8529 SOUTHPARK CIR STE 330
ORLANDO FL 32819-9064

Make check payable to FPL NW FL in U.S. funds and mail along with this coupon to:

FPL NORTHWEST FL
P.O. BOX 29090
MIAMI FL 33102-9090

| 21038-75593 | $12.85 | Apr 13, 2022 | $ SEND SUMMARY BILL MASTER COUPON ONLY |
|---|---|---|---|
| ACCOUNT NUMBER | TOTAL AMOUNT OWED | NEW CHARGES DUE BY | AMOUNT ENCLOSED |

## BILL DETAILS

| | |
|---|---|
| Amount of your last bill | 12.85 |
| Payment(s) received - thank you | –12.85 |
| Balance before new charges | $0.00 |
| **New Charges** | |
| Rate: GS-1 GENERAL SVC NON-DEMAND/BUSINESS | |
| Base charge | 11.91 |
| Electric service charges | $11.91 |
| Gross rec. tax/Regulatory fee | 0.31 |
| Franchise charge | 0.63 |
| Taxes and charges | $0.94 |
| Total new charges | $12.85 |
| **Total amount you owe** | **$12.85** |

## METER SUMMARY

Meter reading - Meter 7288480. Next meter reading Mar 23, 2022

| Usage type | Current | - | Previous | = | Usage |
|---|---|---|---|---|---|
| kWh | 76540 | | 76540 | | 0 |

## ENERGY USE COMPARISON

| | This Month | Last Month | Last Year |
|---|---|---|---|
| Service to | Feb 22, 2022 | Jan 22, 2022 | Feb 22, 2021 |
| kWh used | 0 | 0 | 774 |
| Service days | 31 | 32 | 31 |
| kWh/day | 0 | 0 | 25 |
| Amount | $12.85 | $12.85 | $138.69 |

## Stay connected

The FPL Mobile App is the easiest way to stay connected with us. Get the app today!

**FPL.com/NWApp**

## Save energy and money

Use the Energy Checkup tool to find personalized recommendations and savings tips.

**FPL.com/BusinessCheckup**

When you pay by check, you authorize FPL to process your payment electronically or as a draft. If your payment is processed electronically, your checking account may be debited on the same day we receive the check and your check will not be returned with your checking account statement.

FPL does not agree to any restrictions, conditions or endorsements placed on any bill statement or payments such as check, money order or other forms of payment. We will process the payment as if these restrictions or conditions do not exist.

**Electric Bill Statement**
**For:** Feb 22, 2022 to Mar 22, 2022 (29 days)
**Statement Date:** Mar 23, 2022
**Account Number:** 21039-60759
**Service Address:**
600 S PIER PARK DR
CELEBRATION TOWER PANAMA CITY

**Hello Pier Park Community Development District,**
**Here's what you owe for this billing period.**

## CURRENT BILL

**$94.36**
TOTAL AMOUNT YOU OWE

**Apr 13, 2022**
NEW CHARGES DUE BY

## ENERGY USAGE HISTORY

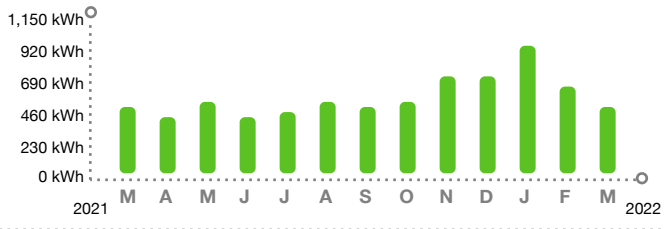


## BILL SUMMARY

| | |
|---|---|
| Amount of your last bill | 123.50 |
| Payment(s) received - thank you | –123.50 |
| Adjustment - others charges and credits | –3.10 |
| Balance before new charges | –3.10 |
| Total new charges | 97.46 |
| **Total amount due** | **$94.36** |

*(See reverse for billing details)*

Visit **FPL.com/PayBill** for ways to pay

**We are here to help**
Many factors can affect your bill, including cold weather. If you are experiencing hardship and need help with your bill, resources are available. Learn more: FPL.com/Help

## KEEP IN MIND

Payments received after April 13, 2022 are considered late; a late payment charge of 1.00% will apply.

| | |
|---|---|
| Customer Service: | 800-225-5797 |
| To Report Power Outages: | 800-468-8243 |
| Hearing/Speech Impaired: | 711 (Relay Service) |

FPL Northwest FL

/ 3* SEND SUMMARY BILL MASTER COUPON ONLY *

***Summary Bill Master***
***Account #: 24000-03642***

PIER PARK COMMUNITY DEVELOPMENT DISTRICT
C/O ACCOUNTS PAYABLE
8529 SOUTHPARK CIR STE 330
ORLANDO FL 32819-9064

Make check payable to FPL NW FL in U.S. funds and mail along with this coupon to:

FPL NORTHWEST FL
P.O. BOX 29090
MIAMI FL 33102-9090

| 21039-60759 | $94.36 | Apr 13, 2022 | $ SEND SUMMARY BILL MASTER COUPON ONLY |
|---|---|---|---|
| ACCOUNT NUMBER | TOTAL AMOUNT OWED | NEW CHARGES DUE BY | AMOUNT ENCLOSED |

## BILL DETAILS

| | | |
|---|---|---|
| Amount of your last bill | | 123.50 |
| Payment(s) received - thank you | | –123.50 |
| Adjustment - others charges and credits | | –3.10 |
| Balance before new charges | | –$3.10 |
| **New Charges** | | |
| Rate: GS-1 GENERAL SVC NON-DEMAND/BUSINESS | | |
| Base charge | | 11.91 |
| Energy charge | *(520 KWH at $0.11274)* | 58.62 |
| Fuel charge | *(520 KWH at $0.03806)* | 19.79 |
| Electric service charges | | $90.32 |
| Gross rec. tax/Regulatory fee | | 2.38 |
| Franchise charge | | 4.76 |
| Taxes and charges | | $7.14 |
| Total new charges | | $97.46 |
| **Total amount you owe** | | **$94.36** |

## METER SUMMARY

Meter reading - Meter 3277339. Next meter reading Apr 22, 2022

| Usage type | Current | - | Previous | x Constant | = | Usage |
|---|---|---|---|---|---|---|
| kWh | 1074 | | 1061 | 40 | | 520 |

## ENERGY USE COMPARISON

| | This Month | Last Month | Last Year |
|---|---|---|---|
| Service to | Mar 22, 2022 | Feb 21, 2022 | Mar 22, 2021 |
| kWh used | 520 | 680 | 520 |
| Service days | 29 | 31 | 29 |
| kWh/day | 18 | 22 | 18 |
| Amount | $97.46 | $123.50 | $94.93 |

## Stay connected

The FPL Mobile App is the easiest way to stay connected with us. Get the app today!

**FPL.com/NWApp**

## Save energy and money

Use the Energy Checkup tool to find personalized recommendations and savings tips.

**FPL.com/BusinessCheckup**

When you pay by check, you authorize FPL to process your payment electronically or as a draft. If your payment is processed electronically, your checking account may be debited on the same day we receive the check and your check will not be returned with your checking account statement.

FPL does not agree to any restrictions, conditions or endorsements placed on any bill statement or payments such as check, money order or other forms of payment. We will process the payment as if these restrictions or conditions do not exist.

FPL Northwest FL

**Electric Bill Statement**
**For:** Feb 23, 2022 to Mar 23, 2022 (29 days)
**Statement Date:** Mar 23, 2022
**Account Number:** 21047-04362
**Service Address:**
15700 L C HILTON JR DR LIGHTING
LIGHTING PANAMA CITY BEACH, FL

**Hello Pier Park Community Development District,**
**Here's what you owe for this billing period.**

## CURRENT BILL

**$288.10**
TOTAL AMOUNT YOU OWE

**Apr 13, 2022**
NEW CHARGES DUE BY

## ENERGY USAGE HISTORY

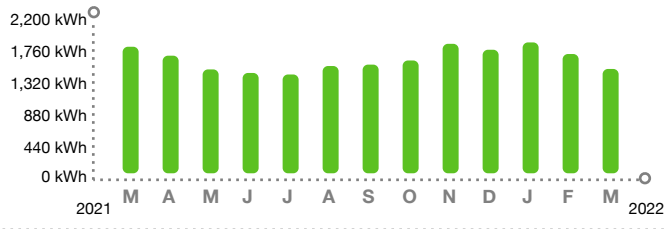


## BILL SUMMARY

| | |
|---|---|
| Amount of your last bill | 327.32 |
| Payment(s) received - thank you | –327.32 |
| Balance before new charges | 0.00 |
| Total new charges | 288.10 |
| **Total amount due** | **$288.10** |

*(See reverse for billing details)*

Visit **FPL.com/PayBill** for ways to pay

**We are here to help**
Many factors can affect your bill, including cold weather. If you are experiencing hardship and need help with your bill, resources are available. Learn more: FPL.com/Help

## KEEP IN MIND

Payments received after April 13, 2022 are considered late; a late payment charge of 1.00% will apply.

| | |
|---|---|
| Customer Service: | 800-225-5797 |
| To Report Power Outages: | 800-468-8243 |
| Hearing/Speech Impaired: | 711 (Relay Service) |

FPL Northwest FL

/ 3* SEND SUMMARY BILL MASTER COUPON ONLY *

***Summary Bill Master***
***Account #: 24000-03642***

PIER PARK COMMUNITY DEVELOPMENT DISTRICT
C/O ACCOUNTS PAYABLE
8529 SOUTHPARK CIR STE 330
ORLANDO FL 32819-9064

Make check payable to FPL NW FL in U.S. funds and mail along with this coupon to:

FPL NORTHWEST FL
P.O. BOX 29090
MIAMI FL 33102-9090

| 21047-04362 | $288.10 | Apr 13, 2022 | $ SEND SUMMARY BILL MASTER COUPON ONLY |
|---|---|---|---|
| ACCOUNT NUMBER | TOTAL AMOUNT OWED | NEW CHARGES DUE BY | AMOUNT ENCLOSED |

## BILL DETAILS

| | | |
|---|---|---|
| Amount of your last bill | | 327.32 |
| Payment(s) received - thank you | | –327.32 |
| Balance before new charges | | $0.00 |
| **New Charges** | | |
| Rate: GS-1 GENERAL SVC NON-DEMAND/BUSINESS | | |
| Base charge | | 11.91 |
| Energy charge | *(1565 KWH at $0.11274)* | 176.44 |
| Fuel charge | *(1565 KWH at $0.03806)* | 59.56 |
| Electric service charges | | $247.91 |
| Gross rec. tax/Regulatory fee | | 6.54 |
| Franchise charge | | 13.06 |
| Utility tax | | 20.59 |
| Taxes and charges | | $40.19 |
| Total new charges | | $288.10 |
| **Total amount you owe** | | **$288.10** |

## METER SUMMARY

Meter reading - Meter 7423838. Next meter reading Apr 22, 2022

| Usage type | Current | - | Previous | = | Usage |
|---|---|---|---|---|---|
| kWh | 47487 | | 45922 | | 1565 |

## ENERGY USE COMPARISON

| | This Month | Last Month | Last Year |
|---|---|---|---|
| Service to | Mar 23, 2022 | Feb 22, 2022 | Mar 23, 2021 |
| kWh used | 1565 | 1789 | 1898 |
| Service days | 29 | 31 | 29 |
| kWh/day | 54 | 58 | 65 |
| Amount | $288.10 | $327.32 | $295.75 |

## Stay connected

The FPL Mobile App is the easiest way to stay connected with us. Get the app today!

**FPL.com/NWApp**

## Save energy and money

Use the Energy Checkup tool to find personalized recommendations and savings tips.

**FPL.com/BusinessCheckup**

When you pay by check, you authorize FPL to process your payment electronically or as a draft. If your payment is processed electronically, your checking account may be debited on the same day we receive the check and your check will not be returned with your checking account statement.

FPL does not agree to any restrictions, conditions or endorsements placed on any bill statement or payments such as check, money order or other forms of payment. We will process the payment as if these restrictions or conditions do not exist.

FPL Northwest FL

**Electric Bill Statement**
**For:** Feb 21, 2022 to Mar 21, 2022 (29 days)
**Statement Date:** Mar 23, 2022
**Account Number:** 21069-33118
**Service Address:**
16201 FRONT BEACH RD UNIT A
BATHROOM PANAMA CITY BEACH, FL

**Hello Pier Park Community Development District,**
**Here's what you owe for this billing period.**

## CURRENT BILL

**$239.41**
TOTAL AMOUNT YOU OWE

**Apr 13, 2022**
NEW CHARGES DUE BY

## ENERGY USAGE HISTORY

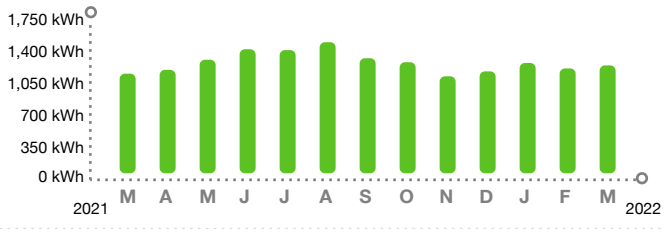


## BILL SUMMARY

| | |
|---|---|
| Amount of your last bill | 233.11 |
| Payment(s) received - thank you | –233.11 |
| Balance before new charges | 0.00 |
| Total new charges | 239.41 |
| **Total amount due** | **$239.41** |

*(See reverse for billing details)*

Visit **FPL.com/PayBill** for ways to pay

**We are here to help**
Many factors can affect your bill, including cold weather. If you are experiencing hardship and need help with your bill, resources are available. Learn more: FPL.com/Help

## KEEP IN MIND

Payments received after April 13, 2022 are considered late; a late payment charge of 1.00% will apply.

| | |
|---|---|
| Customer Service: | 800-225-5797 |
| To Report Power Outages: | 800-468-8243 |
| Hearing/Speech Impaired: | 711 (Relay Service) |

FPL Northwest FL

/ 3* SEND SUMMARY BILL MASTER COUPON ONLY *

***Summary Bill Master***
***Account #: 24000-03642***

PIER PARK COMMUNITY DEVELOPMENT DISTRICT
C/O ACCOUNTS PAYABLE
8529 SOUTHPARK CIR STE 330
ORLANDO FL 32819-9064

Make check payable to FPL NW FL in U.S. funds and mail along with this coupon to:

FPL NORTHWEST FL
P.O. BOX 29090
MIAMI FL 33102-9090

| 21069-33118 | $239.41 | Apr 13, 2022 | $ SEND SUMMARY BILL MASTER COUPON ONLY |
|---|---|---|---|
| ACCOUNT NUMBER | TOTAL AMOUNT OWED | NEW CHARGES DUE BY | AMOUNT ENCLOSED |

## BILL DETAILS

| | | |
|---|---|---|
| Amount of your last bill | | 233.11 |
| Payment(s) received - thank you | | –233.11 |
| Balance before new charges | | $0.00 |
| **New Charges** | | |
| Rate: GS-1 GENERAL SVC NON-DEMAND/BUSINESS | | |
| Base charge | | 11.91 |
| Energy charge | *(1287 KWH at $0.11274)* | 145.09 |
| Fuel charge | *(1287 KWH at $0.03806)* | 48.98 |
| Electric service charges | | $205.98 |
| Gross rec. tax/Regulatory fee | | 5.43 |
| Franchise charge | | 10.85 |
| Utility tax | | 17.15 |
| Taxes and charges | | $33.43 |
| Total new charges | | $239.41 |
| **Total amount you owe** | | **$239.41** |

## METER SUMMARY

Meter reading - Meter 3281694. Next meter reading Apr 21, 2022

| Usage type | Current | - | Previous | = | Usage |
|---|---|---|---|---|---|
| kWh | 60737 | | 59450 | | 1287 |

## ENERGY USE COMPARISON

| | This Month | Last Month | Last Year |
|---|---|---|---|
| Service to | Mar 21, 2022 | Feb 20, 2022 | Mar 21, 2021 |
| kWh used | 1287 | 1251 | 1189 |
| Service days | 29 | 31 | 31 |
| kWh/day | 44 | 40 | 38 |
| Amount | $239.41 | $233.11 | $196.40 |

## Stay connected

The FPL Mobile App is the easiest way to stay connected with us. Get the app today!

**FPL.com/NWApp**

## Save energy and money

Use the Energy Checkup tool to find personalized recommendations and savings tips.

**FPL.com/BusinessCheckup**

When you pay by check, you authorize FPL to process your payment electronically or as a draft. If your payment is processed electronically, your checking account may be debited on the same day we receive the check and your check will not be returned with your checking account statement.

FPL does not agree to any restrictions, conditions or endorsements placed on any bill statement or payments such as check, money order or other forms of payment. We will process the payment as if these restrictions or conditions do not exist.

FPL
Northwest FL

**Electric Bill Statement**
**For:** Feb 23, 2022 to Mar 23, 2022 (29 days)
**Statement Date:** Mar 23, 2022
**Account Number:** 21092-86761
**Service Address:**
15700 L C HILTON JR DR IRRIGATION
PANAMA CITY BEACH, FL 32413-0810

**Hello Pier Park Community Development District,**
**Here's what you owe for this billing period.**

## CURRENT BILL

**$66.42**
TOTAL AMOUNT YOU OWE

**Apr 13, 2022**
NEW CHARGES DUE BY

## ENERGY USAGE HISTORY

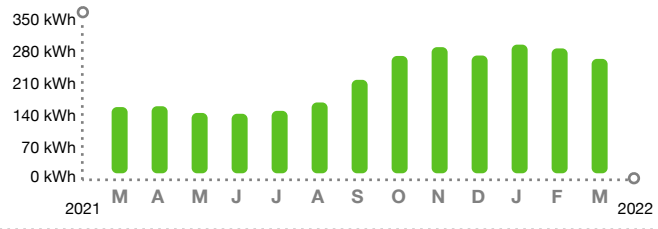


## BILL SUMMARY

| | |
|---|---|
| Amount of your last bill | 71.12 |
| Payment(s) received - thank you | –71.12 |
| Balance before new charges | 0.00 |
| Total new charges | 66.42 |
| **Total amount due** | **$66.42** |

*(See reverse for billing details)*

Visit **FPL.com/PayBill** for ways to pay

**We are here to help**
Many factors can affect your bill, including cold weather. If you are experiencing hardship and need help with your bill, resources are available. Learn more: FPL.com/Help

| | |
|---|---|
| Customer Service: | 800-225-5797 |
| To Report Power Outages: | 800-468-8243 |
| Hearing/Speech Impaired: | 711 (Relay Service) |

FPL
Northwest FL

/ 3* SEND SUMMARY BILL MASTER COUPON ONLY *

***Summary Bill Master***
***Account #: 24000-03642***

PIER PARK COMMUNITY DEVELOPMENT DISTRICT
C/O ACCOUNTS PAYABLE
8529 SOUTHPARK CIR STE 330
ORLANDO FL 32819-9064

Make check payable to FPL NW FL in U.S. funds and mail along with this coupon to:

FPL NORTHWEST FL
P.O. BOX 29090
MIAMI FL 33102-9090

| 21092-86761 | $66.42 | Apr 13, 2022 | $ SEND SUMMARY BILL MASTER COUPON ONLY |
|---|---|---|---|
| ACCOUNT NUMBER | TOTAL AMOUNT OWED | NEW CHARGES DUE BY | AMOUNT ENCLOSED |

## BILL DETAILS

| | | |
|---|---|---|
| Amount of your last bill | | 71.12 |
| Payment(s) received - thank you | | –71.12 |
| Balance before new charges | | $0.00 |
| **New Charges** | | |
| Rate: GS-1 GENERAL SVC NON-DEMAND/BUSINESS | | |
| Base charge | | 11.91 |
| Energy charge | *(273 KWH at $0.11274)* | 30.78 |
| Fuel charge | *(273 KWH at $0.03806)* | 10.39 |
| Electric service charges | | $53.08 |
| Gross rec. tax/Regulatory fee | | 1.40 |
| Franchise charge | | 2.80 |
| Utility tax | | 4.59 |
| Florida sales tax | | 3.98 |
| Discretionary sales surtax | | 0.57 |
| Taxes and charges | | $13.34 |
| Total new charges | | $66.42 |
| **Total amount you owe** | | **$66.42** |

## METER SUMMARY

Meter reading - Meter 7428731. Next meter reading Apr 22, 2022

| Usage type | Current | - | Previous | = | Usage |
|---|---|---|---|---|---|
| kWh | 18084 | | 17811 | | 273 |

## ENERGY USE COMPARISON

| | This Month | Last Month | Last Year |
|---|---|---|---|
| Service to | Mar 23, 2022 | Feb 22, 2022 | Mar 23, 2021 |
| kWh used | 273 | 298 | 158 |
| Service days | 29 | 31 | 29 |
| kWh/day | 9 | 10 | 5 |
| Amount | $66.42 | $71.12 | $55.74 |

## Stay connected

The FPL Mobile App is the easiest way to stay connected with us. Get the app today!

**FPL.com/NWApp**

## Save energy and money

Use the Energy Checkup tool to find personalized recommendations and savings tips.

**FPL.com/BusinessCheckup**

When you pay by check, you authorize FPL to process your payment electronically or as a draft. If your payment is processed electronically, your checking account may be debited on the same day we receive the check and your check will not be returned with your checking account statement.

FPL does not agree to any restrictions, conditions or endorsements placed on any bill statement or payments such as check, money order or other forms of payment. We will process the payment as if these restrictions or conditions do not exist.

**Rizzetta & Company, Inc.**
**3434 Colwell Avenue**
**Suite 200**
**Tampa FL 33614**

# Invoice

| Date | Invoice # |
|---|---|
| 4/1/2022 | INV0000067061 |

**Bill To:**

PIER PARK CDD
3434 Colwell Avenue, Suite 200
Tampa FL 33614

| Services for the month of | Terms | Client Number |
|---|---|---|
| April | Upon Receipt | 00370 |

| Description | Qty | Rate | Amount |
|---|---|---|---|
| Accounting Services | 1.00 | $2,475.42 | $2,475.42 |
| Administrative Services | 1.00 | $777.33 | $777.33 |
| Email Accounts, Admin & Maintenance | 5.00 | $15.00 | $75.00 |
| Financial & Revenue Collections | 1.00 | $437.50 | $437.50 |
| Management Services | 1.00 | $2,587.50 | $2,587.50 |
| Website Compliance & Management | 1.00 | $100.00 | $100.00 |

Date Rec'd Rizzetta & Co., Inc. 03.24.22
D/M approval [signature] Date 3/25/22
Date entered 03.24.22
Fund 001 GL 51300 OC 3201 1527.34
100 51300 3201 948.08
Check # 001 51300 3100 777.33
001 51300 5103 75
001 51300 3111 437.50
001 51300 3101 2587.50
001 51300 5103 100

TEK DISTRIBUTORS, INC.
3227 N EAST AVE.
PANAMA CITY, FL 32405
850-872-9110
850-872-9111FAX
1-888-TEK-3036 TOLL FREE
WWW.TEKDIST.COM

# Invoice

| Date | Invoice # |
|---|---|
| 2/24/2022 | 404842 |

**Bill To**

Pier Park CDD
C/O Rizzetta & Company
3434 Colwell Ave, Suite 200
Tampa, FL 33614

**Ship To**

***BRYAN 850-737-6875
OR 850-319-0081**
PIER PARK CDD
600 PIER PARK DR SUITE 125

| P.O. No. | Terms | Rep | Customer # |
|---|---|---|---|
| | Net 30 | BMB | PIER0601 |

| Qty | Item Code | Description | Price Each | Amount |
|---|---|---|---|---|
| 12 | CHUTEWASHP... | **NEW**128DMPFD CHUTE & DUMPSTER WASH PLUS-GAL | 25.61 | 307.32 |
| 10 | BLEACH | BLEACH-6/1GAL | 26.03 | 260.30 |
| 18 | PINESOL | 35418 PINE-SOL PINE SCENT-144OZ | 18.39 | 331.02 |
| 12 | URINALSCREE... | KRY PBS URINAL SCREENS W/ BLOCK-12 | 25.80 | 309.60 |
| 40 | LINERBLK23658 | (Nova385820B)TEK523 38X58 2.0EQ BLACK LINER-100<br><br>WE WILL SEND THE OTHER 40CS OF BLACK TRASH LINERS IN A WEEK OR TWO. | 47.36 | 1,894.40 |

Date Rec'd Rizzetta & Co., Inc. 04.01.22
D/M approval [signature] Date 4/12/22
Date entered 04.07.22
Fund 100 GL 57200 OC 4629
Check #

a1

| | |
|---|---|
| **Subtotal** | $3,102.64 |
| **Sales Tax (7.0%)** | $0.00 |
| **Total** | $3,102.64 |

# INVOICE

The Lake Doctors, Inc.
Aquatic Management Services

4351 Salisbury Rd., Suite155, Jacksonville, FL 32256
PH: (904)431-3914

| | |
|---|---|
| Invoice # | 644499 |
| Account # | 709713 |
| Invoice Date | 4/1/2022 |
| Due Date | 4/11/2022 |
| Rep | MTS |

**Bill To**

PIER PARK CDD
C/O RIZZETTA & COMPANY
3434 COLWELL AVE.
SUITE 200
TAMPA, FL 33614

Invoice Questions:
AR@LakeDoctors.com

| Purchase Order Number | Terms | Invoice Date Reflects Month of Service Provided |
|---|---|---|
| | NET 10 DAYS | |

| Item | Description | Amount |
|---|---|---|
| | Monthly Water Management Service (R) | 617.00 |

Date Rec'd Rizzetta & Co., Inc. 03.29.22
D/M approval [signature] Date 4/5/22
Date entered 03.31.22
Fund 001 GL 53800 OC 4625 431.90
100 53800 4625 185.10
Check #

**Customer Total Balance** $1,234.00

**Thank you! For your business!**

**Total Invoice** **$617.00**

**To help ensure prompt and accurate credit to your account, please include your account number and invoice number on your check and always include your remittance stub with your payment.**

**Please visit www.lakedoctors.com for your local office contact information.**

PLEASE DETACH & RETURN THIS PORTION WITH PAYMENT

**Bill To**

PIER PARK CDD
C/O RIZZETTA & COMPANY
3434 COLWELL AVE.
SUITE 200
TAMPA, FL 33614

| Amount Enclosed |
|---|
| |

| | |
|---|---|
| Invoice # | 644499 |
| Account # | 709713 |
| Date | 4/1/2022 |

**For address and contact updates, please email us at customerservice@lakedoctors.com.**

**The Lake Doctors, Inc.**
**4651 Salisbury Rd., Suite 155**
**Jacksonville, FL 32256**

IF PAYING BY CREDIT CARD, FILL OUT BELOW
____ Mastercard ____ Visa ____ American Express
Card # _____
Card Verification # _____
Exp. Date # _____
Print Name _____
Billing Address: ____ Check box if same as above
_____
_____
Signature _____

# Pier Park Community Development District

DISITRICT OFFICE · PANAMA CITY BEACH, FL 32407
MAILING ADDRESS · 3434 COLWELL AVENUE, SUITE 200 · TAMPA, FLORIDA 33614
WWW.PIERPARKCDD.ORG

**Operation and Maintenance Expenditures**
**For Board Approval**
**May 2022**
**OLTR Fund**

Attached please find the check register listing the Operation and Maintenance expenditures paid from May 1, 2022 through May 31, 2022. This does not include expenditures previously approved by the Board.

The total items being presented: **$650,561.09**

Approval of Expenditures:

_____

_____ Chairperson

_____ Vice Chairperson

_____ Assistant Secretary

# Pier Park Community Development District OLTR Fund

Paid Operation & Maintenance Expenditures

May 1, 2022 Through May 31, 2022

| Vendor Name | Check Number | Invoice Number | Invoice Description | Invoice Amount |
|---|---|---|---|---|
| 118 Waste Pro - Panama City | 021295 | 0001222676 | Waste Disposal Services 04/22 | $ 270.37 |
| 118 Waste Pro - Panama City | 021295 | 0001232502 | Waste Disposal Services 05/22 | $ 58.12 |
| Aaron Vissarreal | 021299 | 0000008 | Remove and Install New Bathroom Vanities 04/22 | $ 2,480.12 |
| City of Panama City Beach Parks & Recreation Department | 021292 | 012022 | Landscaping of Aaron Bessant Park for OCT, NOV, DEC | $ 12,929.28 |
| Dumpster Services LLC | 021293 | 7236 | Street & Parking Lot Sweeping 04/22 | $ 964.38 |
| Florida Power & Light Company | 021289 | 24000-03642 04/22 | Summary Bill Master Account #24000-03642 04/22 | $ 491.91 |
| Rizzetta & Company, Inc. | 021290 | INV0000067853 | District Management Fees 05/22 | $ 948.08 |
| Simon Property Group, Inc. | 021296 | 201150 | Management Fee 04/22 | $ 2,160.14 |
| Simon Property Group, Inc. | 021298 | 201151 | Management Fee 05/22 | $ 2,160.14 |
| Suggs Plumbing, LLC | 021294 | 197341 | Fixed Urinal 04/22 | $ 130.00 |

# Pier Park Community Development District OLTR Fund

Paid Operation & Maintenance Expenditures

May 1, 2022 Through May 31, 2022

| Vendor Name | Check Number | Invoice Number | Invoice Description | Invoice Amount |
|---|---|---|---|---|
| Suggs Plumbing, LLC | 021294 | 197342 | Remove Broken Sinks 04/22 | $ 95.00 |
| The Lake Doctors, Inc. | 021297 | 650978 | Monthly Lake Maintenance 05/22 | $ 185.10 |
| The St. Joe Company | 021300 | 052522 | Promissory Note Payment 05/22 | $ 621,745.74 |
| Universal Building LLC dba. Allied Universal Janitorial Srv. | 021291 | 12531212 | Janitorial Services 03/22 | $ 5,942.71 |
| **Report Total** | | | | **$ 650,561.09** |

WASTE PRO
Caring For Our Communities

0118 - Waste Pro - Panama City
12310 Panama City Beach Pkwy
Panama City Beach, FL 32407-2704
(850) 872-1800

AARON BESSANT PARK
C/O SIMON MGMT ASSOC LLC
600 S PIER PARK DR # 125
PANAMA CITY BEACH FL 32413-2179

## Account Details

| | |
|---|---|
| **Account #/ Invoice#:** | 024293/0001222676 |
| Invoice Date: | 03/20/2022 |
| Balance Forward: | $479.30 |
| Payments: | -$479.30 |
| Adjustments: | $0.00 |
| New Charges: | $270.37 |
| **Total Amount Due:** | **$270.37** |

## Detail of Payments and Charges

| Current | 0-30 Days | 31-60 Days | 61-90 Days | Over 90 |
|---|---|---|---|---|
| $270.37 | $0.00 | $0.00 | $0.00 | $0.00 |

| Dates | Description | Qty | Charge |
|---|---|---|---|
| 02/28/2022 | Payment - #21277 | | -$479.30 |
| Site 024293 Aaron Bessant Park 600 Pier Park Dr | | | |
| 04/01/2022 - 04/30/2022 | Frontload 8 Yd - Solid Waste Service | 1 | $194.76 |
| | Environmental Recovery | | $17.69 |
| | Fuel Recovery | | $57.92 |
| | | **Site Total:** | $270.37 |
| | | **Total:** | **$270.37** |

Date Rec'd Rizzetta & Co., Inc. 04.29.22
D/M approval [signature] Date 5/4/22
Date entered 04.29.22
Fund 100 GL 57200 OC 4638
Check #

Date 4-10-22
Entity #
G/L Coding
Amount $
OK to Pay
PO/Contract Num (if req'd)
Discrepancy
Approval

## Important Message

Due to the Current Rising fuel costs, you may see a change in your fuel surcharge. PLEASE NOTE OUR REMITTANCE ADDRESS HAS CHANGED.


WASTE PRO
Recycling For Our Future

**GO Paperless!**

Sign Up for Invoice Notifications!

- Convenience
- Security
- Accessibility
- Savings

Log on to our website at www.wasteprousa.com click on Bill Pay on the top right of the page. Choose your location and create an account. You can make payments and set up for paperless billing. You can access your account anytime anywhere.


**PAYMENT DUE UPON RECEIPT**
**LATE PAYMENT FEES WILL BE ASSESSED IF PAYMENT IS NOT RECEIVED ON OR BEFORE 4/19/2022**

**THANK YOU FOR YOUR BUSINESS AND PROMPT PAYMENT. HAVE A GREAT DAY!**



If you have questions about your invoice, please call our Customer Service Representatives at (850) 872-1800.
Please detach and return this portion with your payment.

## Remittance Section

| | |
|---|---|
| Account Number: | 024293 |
| Invoice Number: | 0001222676 |
| Invoice Date: | 03/20/2022 |
| **Amount Due Now** | **$270.37** |
| **Amount Enclosed:** | $_____ |

Please put your account number on your check and make payable to **WastePro** or to pay online go to www.wasteprousa.com/bill-pay/


WASTE PRO
Caring For Our Communities

0118 - Waste Pro - Panama City
12310 Panama City Beach Pkwy
Panama City Beach, FL 32407-2704
(850) 872-1800


72680000213 PRESORT PBPS001 <B>

AARON BESSANT PARK
C/O SIMON MGMT ASSOC LLC
600 S PIER PARK DR # 125
PANAMA CITY BEACH FL 32413-2179

Waste Pro - Panama City
PO BOX 946225
Atlanta, GA 30394-6225

0118000002429300012226760002703 74

WASTE PRO
Caring for Our Communities

0118 - Waste Pro - Panama City
12310 Panama City Beach Pkwy
Panama City Beach, FL 32407-2704
(850) 872-1800

AARON BESSANT PARK
C/O SIMON MGMT ASSOC LLC
600 S PIER PARK DR # 125
PANAMA CITY BEACH FL 32413-2179

## Account Details

| | |
|---|---|
| **Account #/ Invoice#:** | 024293/0001232502 |
| Invoice Date: | 04/20/2022 |
| Balance Forward: | $270.37 |
| Payments: | -$479.30 |
| Adjustments: | $0.00 |
| New Charges: | $267.05 |
| **Total Amount Due:** | **$58.12** |

## Important Message

Due to the Current Rising fuel costs, you may see a change in your fuel surcharge. PLEASE NOTE OUR REMITTANCE ADDRESS HAS CHANGED.

## Detail of Payments and Charges

| Current | 0-30 Days | 31-60 Days | 61-90 Days | Over 90 |
|---|---|---|---|---|
| $58.12 | $0.00 | $0.00 | $0.00 | $0.00 |

| Dates | Description | Qty | Charge |
|---|---|---|---|
| 03/28/2022 | Payment - #021283 | | -$479.30 |
| Site 024293 Aaron Bessant Park 600 Pier Park Dr | | | |
| 05/01/2022 - 05/31/2022 | Frontload 8 Yd - Solid Waste Service | 1 | $194.76 |
| | Environmental Recovery | | $17.47 |
| | Fuel Recovery | | $54.82 |
| | | **Site Total:** | **$267.05** |
| | | **Total:** | **$58.12** |

Date Rec'd Rizzetta & Co., Inc. 05.02.22
D/M approval [signature] Date 5/9/22
Date entered 05.06.22
Fund ~~001~~100 GL 57200 OC 4638
Check # _____

Date 5-2-22
Entity # _____
G/L Coding _____
Amount $ _____
OK to Pay _____
PO/Contract/Uncovered
Discrepancy _____
Approval [signature]

WASTE PRO

**GO Paperless!**

Sign Up for Invoice Notifications!

- Convenience
- Security
- Accessibility
- Savings

Log on to our website at www.wasteprousa.com click on Bill Pay on the top right of the page. Choose your location and create an account. You can make payments and set up for paperless billing. You can access your account anytime anywhere.

**PAYMENT DUE UPON RECEIPT**
**LATE PAYMENT FEES WILL BE ASSESSED IF PAYMENT IS NOT RECEIVED ON OR BEFORE 5/20/2022**

**THANK YOU FOR YOUR BUSINESS AND PROMPT PAYMENT. HAVE A GREAT DAY!**



If you have questions about your invoice, please call our Customer Service Representatives at (850) 872-1800.
Please detach and return this portion with your payment.

## Remittance Section

| | |
|---|---|
| Account Number: | 024293 |
| Invoice Number: | 0001232502 |
| Invoice Date: | 04/20/2022 |
| **Amount Due Now** | **$58.12** |
| **Amount Enclosed:** | $_____ |

Please put your account number on your check and make payable to **WastePro** or to pay online go to www.wasteprousa.com/bill-pay/

WASTE PRO
Caring for Our Communities

0118 - Waste Pro - Panama City
12310 Panama City Beach Pkwy
Panama City Beach, FL 32407-2704
(850) 872-1800

0006000207 PRESORT PBPS001 <B>

AARON BESSANT PARK
C/O SIMON MGMT ASSOC LLC
600 S PIER PARK DR # 125
PANAMA CITY BEACH FL 32413-2179

Waste Pro - Panama City
PO BOX 946225
Atlanta, GA 30394-6225

01180000024293000123250200005812O

Aaron Vissarreal
Wislar Construction LLC
8113 Annabella's Lane
Panama City Beach FL

# INVOICE

Pier Park
Pier Park Restrooms
Pier Park Community Development District
120 Richard Jackson Blvd., Suite 220
Panama City Beach Fl 32407

| | |
|---|---|
| **Invoice #** | 0000008 |
| **Invoice Date** | 04/22/2022 |
| **Due Date** | 04/22/2022 |

| Item | Description | Unit Price | Quantity | Amount |
|---|---|---|---|---|
| Service | Demo bathroom vanities in both ladies and men's restrooms reinstall with new vanities. This includes installing all plumbing, quartz countertops and sinks. The quartz will have an apron front and stainless-steel sinks. This price includes all labor and material to complete the job. | 2480.12 | 1.00 | 2,480.12 |

Date Rec'd Rizzetta & Co., Inc. 04.27.22
D/M approval [signature] Date 5/24/22
Date entered 05.20.22
Fund 100 GL 57200 OC 4627
Check #

NOTES: The edge profile for the quartz will be an eased edge and will include a 4-inch backsplash.
This is for 20% deposit on total job

| | |
|---|---|
| **Subtotal** | 2,480.12 |
| **Total** | 2,480.12 |
| **Amount Paid** | 0.00 |
| **Balance Due** | $2,480.12 |

Date 4-26-22
Entity #
G/L Coding
Amount $
OK to Pay
PO/Contract/Uncovered
Discrepancy
Approval

CITY OF PANAMA CITY BEACH
PARKS & RECREATION DEPARTMENT
16200 PANAMA CITY BEACH PARKWAY
PANAMA CITY BEACH, FL 32413
(850)233-5045
WWW.PANAMACITYBEACHPARKSANDRECREATION.COM

# INVOICE

**January 20, 2022**

**To:** Pier Park CDD c/o Simon Management Associates LLC
600 Pier Park Drive suite 125
Panama City Beach FL 32413

**This invoice is for the monthly Landscape Maintenance of Aaron Bessant Park managed by the City of Panama City Beach Parks and Recreation Dept for the months of October, November and December.**

**$4,309.76 per month for a total of:** **$12,929.28**

**Please submit payment by February 4, 2022**

**To the City of Panama City Beach**
**Parks and Recreation Dept**
**17007 Panama City Beach Parkway**
**Panama City Beach, Fl 32413**

**Thank You for your support**

Date Rec'd Rizzetta & Co., Inc. 04.29.22
D/M approval _____ Date _____
Date entered 04.29.22
Fund 100 GL 57200 OC 4611
Check # _____

**DUMPSTER SERVICES LLC**
7809 MCELVEY ROAD
PANAMA CITY BCH, FL 32408
850-249-2755

# Invoice 7236

Date: Mon May 2, 2022

Account #: 2196

**Please Pay: $1,845.00**

**Bill To**
PIER PARK CDD
Simon Management AssociatesLLC
600 PIER PARK DRIVE, SUITE125
PANAMA CITY BEACH, FL 32413-2179

**Location**
PIER PARK CDD
600 Pier Park Drive, Suite125
PANAMA CITY BEACH, FL 32413

Pay your bill Online at
www.dumpsterservicespcb.com
ID#: 101440021964


Due Date: Wed Jun 1, 2022

Terms: PAY BY 15TH
Dumpster Services LLC Acct# 2196 600 Pier Park Drive, Suite125, Panama

| Date | Description | | Amount | Total |
|---|---|---|---|---|
| 4/1/22 | Street Sweep | Tkt: Sweep | $61.50 | $61.50 |
| 4/2/22 | Street Sweep | Tkt: Sweep | $61.50 | $123.00 |
| 4/3/22 | Street Sweep | Tkt: Sweep | $61.50 | $184.50 |
| 4/4/22 | Street Sweep | Tkt: Sweep | $61.50 | $246.00 |
| 4/5/22 | Street Sweep | Tkt: Sweep | $61.50 | $307.50 |
| 4/6/22 | Street Sweep | Tkt: Sweep | $61.50 | $369.00 |
| 4/7/22 | Street Sweep | Tkt: Sweep | $61.50 | $430.50 |
| 4/8/22 | Street Sweep | Tkt: Sweep | $61.50 | $492.00 |
| 4/9/22 | Street Sweep | Tkt: Sweep | $61.50 | $553.50 |
| 4/10/22 | Street Sweep | Tkt: Sweep | $61.50 | $615.00 |
| 4/11/22 | Street Sweep | Tkt: Sweep | $61.50 | $676.50 |
| 4/12/22 | Street Sweep | Tkt: Sweep | $61.50 | $738.00 |
| 4/13/22 | Street Sweep | Tkt: Sweep | $61.50 | $799.50 |
| 4/14/22 | Street Sweep | Tkt: Sweep | $61.50 | $861.00 |
| 4/15/22 | Street Sweep | Tkt: Sweep | $61.50 | $922.50 |
| 4/16/22 | Street Sweep | Tkt: Sweep | $61.50 | $984.00 |
| 4/17/22 | Street Sweep | Tkt: Sweep | $61.50 | $1,045.50 |
| 4/18/22 | Street Sweep | Tkt: Sweep | $61.50 | $1,107.00 |
| 4/19/22 | Street Sweep | Tkt: Sweep | $61.50 | $1,168.50 |
| 4/20/22 | Street Sweep | Tkt: Sweep | $61.50 | $1,230.00 |
| 4/21/22 | Street Sweep | Tkt: Sweep | $61.50 | $1,291.50 |
| 4/22/22 | Street Sweep | Tkt: Sweep | $61.50 | $1,353.00 |
| 4/23/22 | Street Sweep | Tkt: Sweep | $61.50 | $1,414.50 |
| 4/24/22 | Street Sweep | Tkt: Sweep | $61.50 | $1,476.00 |
| 4/25/22 | Street Sweep | Tkt: Sweep | $61.50 | $1,537.50 |
| 4/26/22 | Street Sweep | Tkt: Sweep | $61.50 | $1,599.00 |
| 4/27/22 | Street Sweep | Tkt: Sweep | $61.50 | $1,660.50 |
| 4/28/22 | Street Sweep | Tkt: Sweep | $61.50 | $1,722.00 |
| 4/29/22 | Street Sweep | Tkt: Sweep | $61.50 | $1,783.50 |
| 4/30/22 | Street Sweep | Tkt: Sweep | $61.50 | $1,845.00 |

**Invoice 7236 Total:** **$1,845.00**

**DUMPSTER SERVICES LLC**
7809 MCELVEY ROAD
PANAMA CITY BCH, FL 32408
850-249-2755

# Invoice 7236

Date: Mon May 2, 2022

Account #: 2196

**Please Pay: $1,845.00**

| Bill To | Location |
|---|---|
| PIER PARK CDD<br>Simon Management AssociatesLLC<br>600 PIER PARK DRIVE, SUITE125<br>PANAMA CITY BEACH, FL 32413-2179 | PIER PARK CDD<br>600 Pier Park Drive, Suite125<br>PANAMA CITY BEACH, FL 32413 |

Pay your bill Online at
www.dumpsterservicespcb.com
ID#: 101440021964


Due Date: Wed Jun 1, 2022

Terms: PAY BY 15TH
Dumpster Services LLC
Acct# 2196
600 Pier Park Drive, Suite125, Panama

| Date | Description | Amount | Total |
|---|---|---|---|

Pay your bill and see account information
Online at www.dumpsterservicespcb.com ID#: 101440021964

Date Rec'd Rizzetta & Co., Inc. 05.02.22

D/M approval [signature] Date 5/9/22

Date entered 05.06.22

Fund 001 GL 54100 OC 4609 880.62

Check # 100 54100 4623 964.38

Date 5-2-22
Entity #
G/L Coding
Amount $
OK to Pay
PO/Contract/Uncovered
Discrepancy
Approval

**Summary Bill Statement**
**Statement Date:** Apr 22, 2022
**Account Number:** 24000-03642

**Pier Park Community Development District**

## SUMMARY OF BILL

| | |
|---|---|
| Summary Bill Master Account Number | 24000-03642 |
| **Total Amount Due** | **$3,935.25** |
| **New Charges Due By** | **May 13, 2022** |

For Summary Billing inquiries, please email
**SummaryBilling@fpl.com**

**Please return this page with payment of the Total Amount Due.**

Date Rec'd Rizzetta & Co., Inc. 04.29.22
D/M approval [signature] Date 5/4/22
Date entered 04.29.22
Fund 001 GL 53100 OC 4301 3443.34
100 57200 4633 491.91
Check #

FPL Northwest FL

/ 150027 2400003642 00316000000000000003935525

***This is your Summary Bill Master Coupon***

***Summary Bill Master***
***Account #: 24000-03642***

Make check payable to FPL NW FL in U.S. funds and mail along with this coupon to:

PIER PARK COMMUNITY DEVELOPMENT DISTRICT
C/O ACCOUNTS PAYABLE
8529 SOUTHPARK CIR STE 330
ORLANDO FL 32819-9064

FPL NORTHWEST FL SUMM BILL
P.O. BOX 526843
MIAMI FL 33152

| 24000-03642 | $3,935.25 | May 13, 2022 | $ |
|---|---|---|---|
| ACCOUNT NUMBER | TOTAL AMOUNT OWED | NEW CHARGES DUE BY | AMOUNT ENCLOSED |

**Summary Bill Statement**
**Statement Date:** Apr 22, 2022
**Account Number:** 24000-03642

Intentionally left blank

When you pay by check, you authorize FPL to process your payment electronically or as a draft. If your payment is processed electronically, your checking account may be debited on the same day we receive the check and your check will not be returned with your checking account statement.

FPL does not agree to any restrictions, conditions or endorsements placed on any bill statement or payments such as check, money order or other forms of payment. We will process the payment as if these restrictions or conditions do not exist.

**Summary Bill Statement**
**Statement Date:** Apr 22, 2022
**Master Account #:** 24000-03642
**Due Date:** May 13, 2022

## SUMMARY BILL STATEMENT

**Pier Park Community Development District**

| Account # | Customer Information | Rate / Cycle Day | Read Date / Service Days | kWh / Max kWd | Total Due | Remarks |
|---|---|---|---|---|---|---|
| 21020-35512 | 16200 FRONT BEACH RD TX 34 TRANSFORMER #34 PANAMA CITY BEACH, FL 32413-2516 | GSD_72 16 | 04/21/2022 30 | 4090 13 | 1,194.65 | PIER PARK COMMUNITY DEVELOPMENT DIS |
| 21030-25942 | 16200 FRONT BEACH RD METER CNTR METER CNTR PANAMA CITY BEACH, FL 32413-2516 | GS_68 16 | 04/22/2022 30 | 1839 | 677.56 | PIER PARK COMMUNITY DEVELOPMENT DIS |
| 21032-39717 | 16200 FRONT BEACH RD TX 15 TRANSFORMER #15 PANAMA CITY BEACH, FL 32413-2516 | GS_68 16 | 04/22/2022 30 | 1871 | 645.98 | PIER PARK COMMUNITY DEVELOPMENT DIS |
| 21038-75593 | 16200 FRONT BEACH RD TX 26 TRANSFORMER 26 PANAMA CITY BEACH, FL 32413-2516 | GS_68 16 | 03/23/2022 29 | 0 | 22.60 | PIER PARK COMMUNITY DEVELOPMENT DIS |
| 21039-60759 | 600 S PIER PARK DR CELEBRATION TOWER PANAMA CITY BEACH, FL 32413-2169 | GS_68 16 | 04/21/2022 30 | 560 | 201.52 | PIER PARK COMMUNITY DEVELOPMENT DIS |
| 21047-04362 | 15700 L C HILTON JR DR LIGHTING LIGHTING PANAMA CITY BEACH, FL 32413-0810 | GS_68 16 | 04/22/2022 30 | 1500 | 565.12 | PIER PARK COMMUNITY DEVELOPMENT DIS |
| 21069-33118 | 16201 FRONT BEACH RD UNIT A BATHROOM PANAMA CITY BEACH, FL 32413-2515 | GS_68 16 | 04/20/2022 30 | 1371 | 493.80 | PIER PARK COMMUNITY DEVELOPMENT DIS |
| 21092-86761 | 15700 L C HILTON JR DR IRRIGATION PANAMA CITY BEACH, FL 32413-0810 | GS_68 16 | 04/22/2022 30 | 279 | 134.02 | PIER PARK COMMUNITY |

| | |
|---|---|
| **Accounts billed:** | 8 |
| **Accounts not billed:** | 0 |
| **Total number of accounts:** | 8 |
| **Total kWh:** | 11510 |
| **Total amount due:** | $3,935.25 |

**Electric Bill Statement**
**For:** Mar 23, 2022 to Apr 21, 2022 (30 days)
**Statement Date:** Apr 22, 2022
**Account Number:** 21020-35512
**Service Address:**
16200 FRONT BEACH RD TX 34
TRANSFORMER #34 PANAMA CITY BEACH,

**Hello Pier Park Community Development District,**
**Here's what you owe for this billing period.**

## CURRENT BILL

**$1,194.65**
TOTAL AMOUNT YOU OWE

**May 13, 2022**
NEW CHARGES DUE BY

## ENERGY USAGE HISTORY

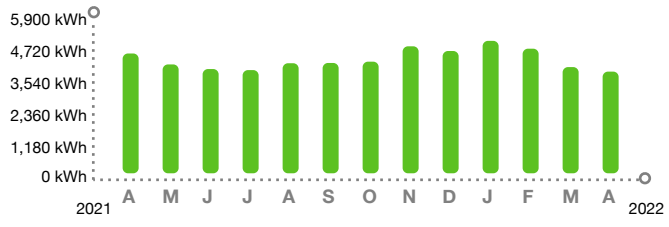


## BILL SUMMARY

| | |
|---|---|
| Amount of your last bill | 605.54 |
| Payment received | 0.00 |
| Balance before new charges | 605.54 |

**THIS $605.54 IS PAST DUE – PLEASE PAY IMMEDIATELY**

| | |
|---|---|
| Total new charges | 589.11 |
| **Total amount due** | **$1,194.65** |

*(See reverse for billing details)*

Visit **FPL.com/PayBill** for ways to pay

**We are here to help**
If you're experiencing hardship as a result of the coronavirus (COVID-19) and need help with your bill, there are resources available. Learn more: FPL.com/Help

## KEEP IN MIND

Payments received after May 13, 2022 are considered late; a late payment charge of 1.00% will apply.

| | |
|---|---|
| Customer Service: | 800-225-5797 |
| To Report Power Outages: | 800-468-8243 |
| Hearing/Speech Impaired: | 711 (Relay Service) |

FPL Northwest FL

/ 3* SEND SUMMARY BILL MASTER COUPON ONLY *

***Summary Bill Master***
***Account #: 24000-03642***

PIER PARK COMMUNITY DEVELOPMENT DISTRICT
C/O ACCOUNTS PAYABLE
8529 SOUTHPARK CIR STE 330
ORLANDO FL 32819-9064

Make check payable to FPL NW FL in U.S. funds and mail along with this coupon to:

FPL NORTHWEST FL
P.O. BOX 29090
MIAMI FL 33102-9090

| 21020-35512 | $1,194.65 | May 13, 2022 | $ SEND SUMMARY BILL MASTER COUPON ONLY |
|---|---|---|---|
| ACCOUNT NUMBER | TOTAL AMOUNT OWED | NEW CHARGES DUE BY | AMOUNT ENCLOSED |

## BILL DETAILS

| | | |
|---|---|---|
| Amount of your last bill | | 605.54 |
| Payment received | | 0.00 |
| Balance before new charges | | $605.54 |

**THIS $605.54 IS PAST DUE – PLEASE PAY IMMEDIATELY**

**New Charges**

Rate: GSD-1 GENERAL SERVICE DEMAND

| | | |
|---|---|---|
| Base charge | | 28.17 |
| Demand charge | *(13 KW at $12.54000)* | 163.02 |
| Energy charge | *(4090 KWH at $0.04855)* | 198.57 |
| Fuel charge | *(4090 KWH at $0.03806)* | 155.67 |
| Electric service charges | | $545.43 |
| Gross rec. tax/Regulatory fee | | 14.39 |
| Franchise charge | | 29.29 |
| Taxes and charges | | $43.68 |
| Total new charges | | $589.11 |
| **Total amount you owe** | | **$1,194.65** |

## METER SUMMARY

Meter reading - Meter 7261457. Next meter reading May 23, 2022

| Usage type | Current | - | Previous | = | Usage |
|---|---|---|---|---|---|
| kWh | 38131 | | 34041 | | 4090 |
| kW | 12.688 | | | | 13 |

## ENERGY USE COMPARISON

| | This Month | Last Month | Last Year |
|---|---|---|---|
| Service to | Apr 21, 2022 | Mar 22, 2022 | Apr 21, 2021 |
| kWh used | 4090 | 4272 | 4819 |
| Service days | 30 | 29 | 30 |
| kWh/day | 136 | 147 | 161 |
| Amount | $589.11 | $605.54 | $603.61 |

## Stay connected

The FPL Mobile App is the easiest way to stay connected with us. Get the app today!

**FPL.com/NWApp**

## Save energy and money

Use the Energy Checkup tool to find personalized recommendations and savings tips.

**FPL.com/BusinessCheckup**

When you pay by check, you authorize FPL to process your payment electronically or as a draft. If your payment is processed electronically, your checking account may be debited on the same day we receive the check and your check will not be returned with your checking account statement.

FPL does not agree to any restrictions, conditions or endorsements placed on any bill statement or payments such as check, money order or other forms of payment. We will process the payment as if these restrictions or conditions do not exist.

**Electric Bill Statement**
**For:** Mar 24, 2022 to Apr 22, 2022 (30 days)
**Statement Date:** Apr 22, 2022
**Account Number:** 21030-25942
**Service Address:**
16200 FRONT BEACH RD METER CNTR
METER CNTR PANAMA CITY BEACH, FL

**Hello Pier Park Community Development District,**
**Here's what you owe for this billing period.**

## CURRENT BILL

**$677.56**
TOTAL AMOUNT YOU OWE

**May 13, 2022**
NEW CHARGES DUE BY

## ENERGY USAGE HISTORY

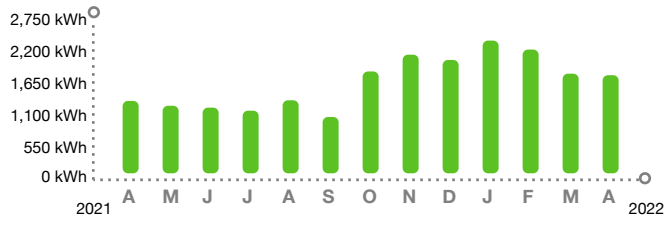


## BILL SUMMARY

| | |
|---|---|
| Amount of your last bill | 341.17 |
| Payment received | 0.00 |
| Balance before new charges | 341.17 |

**THIS $341.17 IS PAST DUE – PLEASE PAY IMMEDIATELY**

| | |
|---|---|
| Total new charges | 336.39 |
| **Total amount due** | **$677.56** |

*(See reverse for billing details)*

Visit **FPL.com/PayBill** for ways to pay

**We are here to help**
If you're experiencing hardship as a result of the coronavirus (COVID-19) and need help with your bill, there are resources available. Learn more: FPL.com/Help

## KEEP IN MIND

Payments received after May 13, 2022 are considered late; a late payment charge of 1.00% will apply.

| | |
|---|---|
| Customer Service: | 800-225-5797 |
| To Report Power Outages: | 800-468-8243 |
| Hearing/Speech Impaired: | 711 (Relay Service) |

FPL Northwest FL

/ 3* SEND SUMMARY BILL MASTER COUPON ONLY *

***Summary Bill Master***
***Account #: 24000-03642***

PIER PARK COMMUNITY DEVELOPMENT DISTRICT
C/O ACCOUNTS PAYABLE
8529 SOUTHPARK CIR STE 330
ORLANDO FL 32819-9064

Make check payable to FPL NW FL in U.S. funds and mail along with this coupon to:

FPL NORTHWEST FL
P.O. BOX 29090
MIAMI FL 33102-9090

| 21030-25942 | $677.56 | May 13, 2022 | $ SEND SUMMARY BILL MASTER COUPON ONLY |
|---|---|---|---|
| ACCOUNT NUMBER | TOTAL AMOUNT OWED | NEW CHARGES DUE BY | AMOUNT ENCLOSED |

## BILL DETAILS

| | | |
|---|---|---|
| Amount of your last bill | | 341.17 |
| Payment received | | 0.00 |
| Balance before new charges | | $341.17 |

**THIS $341.17 IS PAST DUE – PLEASE PAY IMMEDIATELY**

**New Charges**

Rate: GS-1 GENERAL SVC NON-DEMAND/BUSINESS

| | | |
|---|---|---|
| Base charge | | 11.91 |
| Energy charge | *(1839 KWH at $0.11274)* | 207.32 |
| Fuel charge | *(1839 KWH at $0.03806)* | 69.99 |
| Electric service charges | | $289.22 |
| Gross rec. tax/Regulatory fee | | 7.63 |
| Franchise charge | | 15.53 |
| Utility tax | | 24.01 |
| Taxes and charges | | $47.17 |
| Total new charges | | $336.39 |
| **Total amount you owe** | | **$677.56** |

## METER SUMMARY

Meter reading - Meter 7423853. Next meter reading May 23, 2022

| Usage type | Current | - | Previous | = | Usage |
|---|---|---|---|---|---|
| kWh | 54646 | | 52807 | | 1839 |

## ENERGY USE COMPARISON

| | This Month | Last Month | Last Year |
|---|---|---|---|
| Service to | Apr 22, 2022 | Mar 23, 2022 | Apr 22, 2021 |
| kWh used | 1839 | 1868 | 1357 |
| Service days | 30 | 29 | 30 |
| kWh/day | 61 | 64 | 45 |
| Amount | $336.39 | $341.17 | $219.94 |

## Stay connected

The FPL Mobile App is the easiest way to stay connected with us. Get the app today!

**FPL.com/NWApp**

## Save energy and money

Use the Energy Checkup tool to find personalized recommendations and savings tips.

**FPL.com/BusinessCheckup**

When you pay by check, you authorize FPL to process your payment electronically or as a draft. If your payment is processed electronically, your checking account may be debited on the same day we receive the check and your check will not be returned with your checking account statement.

FPL does not agree to any restrictions, conditions or endorsements placed on any bill statement or payments such as check, money order or other forms of payment. We will process the payment as if these restrictions or conditions do not exist.

**Electric Bill Statement**
**For:** Mar 24, 2022 to Apr 22, 2022 (30 days)
**Statement Date:** Apr 22, 2022
**Account Number:** 21032-39717
**Service Address:**
16200 FRONT BEACH RD TX 15
TRANSFORMER #15 PANAMA CITY BEACH,

**Hello Pier Park Community Development District,**
**Here's what you owe for this billing period.**

## CURRENT BILL

**$645.98**
TOTAL AMOUNT YOU OWE

**May 13, 2022**
NEW CHARGES DUE BY

## ENERGY USAGE HISTORY

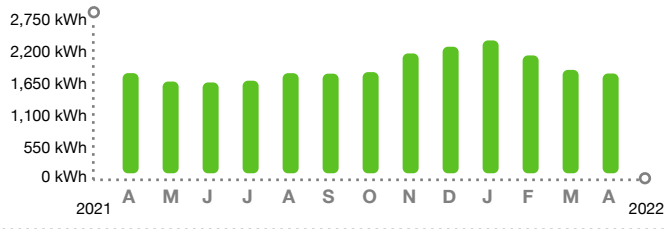


## BILL SUMMARY

| | |
|---|---|
| Amount of your last bill | 328.38 |
| Payment received | 0.00 |
| Balance before new charges | 328.38 |

**THIS $328.38 IS PAST DUE – PLEASE PAY IMMEDIATELY**

| | |
|---|---|
| Total new charges | 317.60 |
| **Total amount due** | **$645.98** |

*(See reverse for billing details)*

Visit **FPL.com/PayBill** for ways to pay

**We are here to help**
If you're experiencing hardship as a result of the coronavirus (COVID-19) and need help with your bill, there are resources available. Learn more: FPL.com/Help

## KEEP IN MIND

Payments received after May 13, 2022 are considered late; a late payment charge of 1.00% will apply.

| | |
|---|---|
| Customer Service: | 800-225-5797 |
| To Report Power Outages: | 800-468-8243 |
| Hearing/Speech Impaired: | 711 (Relay Service) |

FPL Northwest FL

/ 3* SEND SUMMARY BILL MASTER COUPON ONLY *

***Summary Bill Master***
***Account #: 24000-03642***

PIER PARK COMMUNITY DEVELOPMENT DISTRICT
C/O ACCOUNTS PAYABLE
8529 SOUTHPARK CIR STE 330
ORLANDO FL 32819-9064

Make check payable to FPL NW FL in U.S. funds and mail along with this coupon to:

FPL NORTHWEST FL
P.O. BOX 29090
MIAMI FL 33102-9090

| 21032-39717 | $645.98 | May 13, 2022 | $ SEND SUMMARY BILL MASTER COUPON ONLY |
|---|---|---|---|
| ACCOUNT NUMBER | TOTAL AMOUNT OWED | NEW CHARGES DUE BY | AMOUNT ENCLOSED |

## BILL DETAILS

| | | |
|---|---|---|
| Amount of your last bill | | 328.38 |
| Payment received | | 0.00 |
| Balance before new charges | | $328.38 |

**THIS $328.38 IS PAST DUE – PLEASE PAY IMMEDIATELY**

**New Charges**

Rate: GS-1 GENERAL SVC NON-DEMAND/BUSINESS

| | | |
|---|---|---|
| Base charge | | 11.91 |
| Energy charge | *(1871 KWH at $0.11274)* | 210.93 |
| Fuel charge | *(1871 KWH at $0.03806)* | 71.21 |
| Electric service charges | | $294.05 |
| Gross rec. tax/Regulatory fee | | 7.76 |
| Franchise charge | | 15.79 |
| Taxes and charges | | $23.55 |
| Total new charges | | $317.60 |
| **Total amount you owe** | | **$645.98** |

## METER SUMMARY

Meter reading - Meter 7511454. Next meter reading May 23, 2022

| Usage type | Current | - | Previous | = | Usage |
|---|---|---|---|---|---|
| kWh | 35962 | | 34091 | | 1871 |

## ENERGY USE COMPARISON

| | This Month | Last Month | Last Year |
|---|---|---|---|
| Service to | Apr 22, 2022 | Mar 23, 2022 | Apr 22, 2021 |
| kWh used | 1871 | 1939 | 1878 |
| Service days | 30 | 29 | 30 |
| kWh/day | 62 | 67 | 63 |
| Amount | $317.60 | $328.38 | $292.95 |

## Stay connected

The FPL Mobile App is the easiest way to stay connected with us. Get the app today!

**FPL.com/NWApp**

## Save energy and money

Use the Energy Checkup tool to find personalized recommendations and savings tips.

**FPL.com/BusinessCheckup**

When you pay by check, you authorize FPL to process your payment electronically or as a draft. If your payment is processed electronically, your checking account may be debited on the same day we receive the check and your check will not be returned with your checking account statement.

FPL does not agree to any restrictions, conditions or endorsements placed on any bill statement or payments such as check, money order or other forms of payment. We will process the payment as if these restrictions or conditions do not exist.

**Electric Bill Statement**
**For:** Feb 23, 2022 to Mar 23, 2022 (29 days)
**Statement Date:** Apr 22, 2022
**Account Number:** 21038-75593
**Service Address:**
16200 FRONT BEACH RD TX 26
TRANSFORMER 26 PANAMA CITY BEACH, FL

## Hello Pier Park Community Development District, Here's what you owe for this billing period.

### CURRENT BILL

**$22.60**
TOTAL AMOUNT YOU OWE

**May 13, 2022**
NEW CHARGES DUE BY

### ENERGY USAGE HISTORY

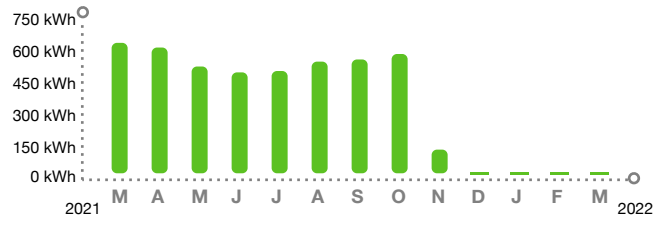


### BILL SUMMARY

| | |
|---|---|
| Amount of your last bill | 12.85 |
| Payment received | 0.00 |
| Adjustment - others charges and credits | –3.10 |
| Balance before new charges | 9.75 |

**THIS $9.75 IS PAST DUE – PLEASE PAY IMMEDIATELY**

| | |
|---|---|
| Total new charges | 12.85 |
| **Total amount due** | **$22.60** |

*(See reverse for billing details)*

Visit **FPL.com/PayBill** for ways to pay

**We are here to help**
If you're experiencing hardship as a result of the coronavirus (COVID-19) and need help with your bill, there are resources available. Learn more: FPL.com/Help

### KEEP IN MIND

Payments received after May 13, 2022 are considered late; a late payment charge of 1.00% will apply.

| | |
|---|---|
| Customer Service: | 800-225-5797 |
| To Report Power Outages: | 800-468-8243 |
| Hearing/Speech Impaired: | 711 (Relay Service) |

FPL Northwest FL

/ 3* SEND SUMMARY BILL MASTER COUPON ONLY *

***Summary Bill Master***
***Account #: 24000-03642***

PIER PARK COMMUNITY DEVELOPMENT DISTRICT
C/O ACCOUNTS PAYABLE
8529 SOUTHPARK CIR STE 330
ORLANDO FL 32819-9064

Make check payable to FPL NW FL in U.S. funds and mail along with this coupon to:

FPL NORTHWEST FL
P.O. BOX 29090
MIAMI FL 33102-9090

| 21038-75593 | $22.60 | May 13, 2022 | $ SEND SUMMARY BILL MASTER COUPON ONLY |
|---|---|---|---|
| ACCOUNT NUMBER | TOTAL AMOUNT OWED | NEW CHARGES DUE BY | AMOUNT ENCLOSED |

## BILL DETAILS

| | |
|---|---|
| Amount of your last bill | 12.85 |
| Payment received | 0.00 |
| Adjustment - others charges and credits | –3.10 |
| Balance before new charges | $9.75 |

**THIS $9.75 IS PAST DUE – PLEASE PAY IMMEDIATELY**

**New Charges**

Rate: GS-1 GENERAL SVC NON-DEMAND/BUSINESS

| | |
|---|---|
| Base charge | 11.91 |
| Electric service charges | $11.91 |
| Gross rec. tax/Regulatory fee | 0.31 |
| Franchise charge | 0.63 |
| Taxes and charges | $0.94 |
| Total new charges | $12.85 |
| **Total amount you owe** | **$22.60** |

## METER SUMMARY

Meter reading - Meter 7288480. Next meter reading Apr 22, 2022

| Usage type | Current | - | Previous | = | Usage |
|---|---|---|---|---|---|
| kWh | 76540 | | 76540 | | 0 |

## ENERGY USE COMPARISON

| | This Month | Last Month | Last Year |
|---|---|---|---|
| Service to | Mar 23, 2022 | Feb 22, 2022 | Mar 23, 2021 |
| kWh used | 0 | 0 | 667 |
| Service days | 29 | 31 | 29 |
| kWh/day | 0 | 0 | 23 |
| Amount | $12.85 | $12.85 | $123.26 |

## Stay connected

The FPL Mobile App is the easiest way to stay connected with us. Get the app today!

**FPL.com/NWApp**

## Save energy and money

Use the Energy Checkup tool to find personalized recommendations and savings tips.

**FPL.com/BusinessCheckup**

When you pay by check, you authorize FPL to process your payment electronically or as a draft. If your payment is processed electronically, your checking account may be debited on the same day we receive the check and your check will not be returned with your checking account statement.

FPL does not agree to any restrictions, conditions or endorsements placed on any bill statement or payments such as check, money order or other forms of payment. We will process the payment as if these restrictions or conditions do not exist.

**Electric Bill Statement**
**For:** Mar 23, 2022 to Apr 21, 2022 (30 days)
**Statement Date:** Apr 22, 2022
**Account Number:** 21039-60759
**Service Address:**
600 S PIER PARK DR
CELEBRATION TOWER PANAMA CITY

**Hello Pier Park Community Development District,**
**Here's what you owe for this billing period.**

## CURRENT BILL

**$201.52**
TOTAL AMOUNT YOU OWE

**May 13, 2022**
NEW CHARGES DUE BY

## ENERGY USAGE HISTORY

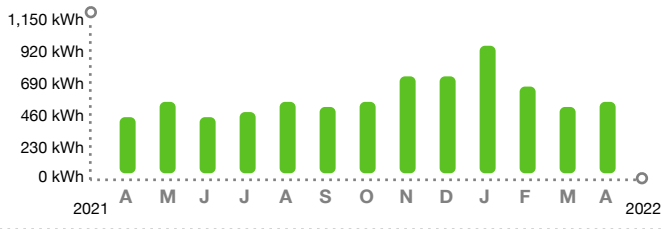


## BILL SUMMARY

| | |
|---|---|
| Amount of your last bill | 94.36 |
| Payment received | 0.00 |
| Adjustment - others charges and credits | 3.10 |
| Balance before new charges | 97.46 |

**THIS $97.46 IS PAST DUE – PLEASE PAY IMMEDIATELY**

| | |
|---|---|
| Total new charges | 104.06 |
| **Total amount due** | **$201.52** |

*(See reverse for billing details)*

Visit **FPL.com/PayBill** for ways to pay

**We are here to help**
If you're experiencing hardship as a result of the coronavirus (COVID-19) and need help with your bill, there are resources available. Learn more: FPL.com/Help

## KEEP IN MIND

Payments received after May 13, 2022 are considered late; a late payment charge of 1.00% will apply.

| | |
|---|---|
| Customer Service: | 800-225-5797 |
| To Report Power Outages: | 800-468-8243 |
| Hearing/Speech Impaired: | 711 (Relay Service) |

FPL Northwest FL

/ 3* SEND SUMMARY BILL MASTER COUPON ONLY *

***Summary Bill Master***
***Account #: 24000-03642***

PIER PARK COMMUNITY DEVELOPMENT DISTRICT
C/O ACCOUNTS PAYABLE
8529 SOUTHPARK CIR STE 330
ORLANDO FL 32819-9064

Make check payable to FPL NW FL in U.S. funds and mail along with this coupon to:

FPL NORTHWEST FL
P.O. BOX 29090
MIAMI FL 33102-9090

| 21039-60759 | $201.52 | May 13, 2022 | $ SEND SUMMARY BILL MASTER COUPON ONLY |
|---|---|---|---|
| ACCOUNT NUMBER | TOTAL AMOUNT OWED | NEW CHARGES DUE BY | AMOUNT ENCLOSED |

## BILL DETAILS

| | | |
|---|---|---|
| Amount of your last bill | | 94.36 |
| Payment received | | 0.00 |
| Adjustment - others charges and credits | | 3.10 |
| Balance before new charges | | $97.46 |

**THIS $97.46 IS PAST DUE – PLEASE PAY IMMEDIATELY**

**New Charges**

Rate: GS-1 GENERAL SVC NON-DEMAND/BUSINESS

| | | |
|---|---|---|
| Base charge | | 11.91 |
| Energy charge | *(560 KWH at $0.11274)* | 63.13 |
| Fuel charge | *(560 KWH at $0.03806)* | 21.31 |
| Electric service charges | | $96.35 |
| Gross rec. tax/Regulatory fee | | 2.54 |
| Franchise charge | | 5.17 |
| Taxes and charges | | $7.71 |
| Total new charges | | $104.06 |
| **Total amount you owe** | | **$201.52** |

## METER SUMMARY

Meter reading - Meter 3277339. Next meter reading May 23, 2022

| Usage type | Current | - | Previous | x Constant | = | Usage |
|---|---|---|---|---|---|---|
| kWh | 1088 | | 1074 | 40 | | 560 |

## ENERGY USE COMPARISON

| | This Month | Last Month | Last Year |
|---|---|---|---|
| Service to | Apr 21, 2022 | Mar 22, 2022 | Apr 21, 2021 |
| kWh used | 560 | 520 | 440 |
| Service days | 30 | 29 | 30 |
| kWh/day | 19 | 18 | 15 |
| Amount | $104.06 | $97.46 | $84.53 |

## Stay connected

The FPL Mobile App is the easiest way to stay connected with us. Get the app today!

**FPL.com/NWApp**

## Save energy and money

Use the Energy Checkup tool to find personalized recommendations and savings tips.

**FPL.com/BusinessCheckup**

When you pay by check, you authorize FPL to process your payment electronically or as a draft. If your payment is processed electronically, your checking account may be debited on the same day we receive the check and your check will not be returned with your checking account statement.

FPL does not agree to any restrictions, conditions or endorsements placed on any bill statement or payments such as check, money order or other forms of payment. We will process the payment as if these restrictions or conditions do not exist.

FPL Northwest FL

**Electric Bill Statement**
**For:** Mar 24, 2022 to Apr 22, 2022 (30 days)
**Statement Date:** Apr 22, 2022
**Account Number:** 21047-04362
**Service Address:**
15700 L C HILTON JR DR LIGHTING
LIGHTING PANAMA CITY BEACH, FL

**Hello Pier Park Community Development District,**
**Here's what you owe for this billing period.**

## CURRENT BILL

**$565.12**
TOTAL AMOUNT YOU OWE

**May 13, 2022**
NEW CHARGES DUE BY

## ENERGY USAGE HISTORY

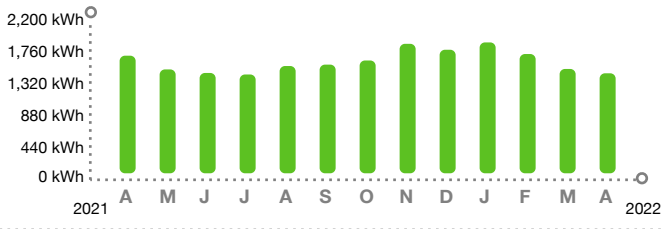


## BILL SUMMARY

| | |
|---|---|
| Amount of your last bill | 288.10 |
| Payment received | 0.00 |
| Balance before new charges | 288.10 |

**THIS $288.10 IS PAST DUE – PLEASE PAY IMMEDIATELY**

| | |
|---|---|
| Total new charges | 277.02 |
| **Total amount due** | **$565.12** |

*(See reverse for billing details)*

Visit **FPL.com/PayBill** for ways to pay

**We are here to help**
If you're experiencing hardship as a result of the coronavirus (COVID-19) and need help with your bill, there are resources available. Learn more: FPL.com/Help

## KEEP IN MIND

Payments received after May 13, 2022 are considered late; a late payment charge of 1.00% will apply.

| | |
|---|---|
| Customer Service: | 800-225-5797 |
| To Report Power Outages: | 800-468-8243 |
| Hearing/Speech Impaired: | 711 (Relay Service) |

FPL Northwest FL

/ 3* SEND SUMMARY BILL MASTER COUPON ONLY *

***Summary Bill Master***
***Account #: 24000-03642***

PIER PARK COMMUNITY DEVELOPMENT DISTRICT
C/O ACCOUNTS PAYABLE
8529 SOUTHPARK CIR STE 330
ORLANDO FL 32819-9064

Make check payable to FPL NW FL in U.S. funds and mail along with this coupon to:

FPL NORTHWEST FL
P.O. BOX 29090
MIAMI FL 33102-9090

| 21047-04362 | $565.12 | May 13, 2022 | $ SEND SUMMARY BILL MASTER COUPON ONLY |
|---|---|---|---|
| ACCOUNT NUMBER | TOTAL AMOUNT OWED | NEW CHARGES DUE BY | AMOUNT ENCLOSED |

## BILL DETAILS

| | | |
|---|---|---|
| Amount of your last bill | | 288.10 |
| Payment received | | 0.00 |
| Balance before new charges | | $288.10 |

**THIS $288.10 IS PAST DUE – PLEASE PAY IMMEDIATELY**

**New Charges**

Rate: GS-1 GENERAL SVC NON-DEMAND/BUSINESS

| | | |
|---|---|---|
| Base charge | | 11.91 |
| Energy charge | *(1500 KWH at $0.11274)* | 169.14 |
| Fuel charge | *(1500 KWH at $0.03806)* | 57.09 |
| Electric service charges | | $238.14 |
| Gross rec. tax/Regulatory fee | | 6.28 |
| Franchise charge | | 12.79 |
| Utility tax | | 19.81 |
| Taxes and charges | | $38.88 |
| Total new charges | | $277.02 |
| **Total amount you owe** | | **$565.12** |

## METER SUMMARY

Meter reading - Meter 7423838. Next meter reading May 23, 2022

| Usage type | Current | - | Previous | = | Usage |
|---|---|---|---|---|---|
| kWh | 48987 | | 47487 | | 1500 |

## ENERGY USE COMPARISON

| | This Month | Last Month | Last Year |
|---|---|---|---|
| Service to | Apr 22, 2022 | Mar 23, 2022 | Apr 22, 2021 |
| kWh used | 1500 | 1565 | 1764 |
| Service days | 30 | 29 | 30 |
| kWh/day | 50 | 54 | 59 |
| Amount | $277.02 | $288.10 | $276.97 |

## Stay connected

The FPL Mobile App is the easiest way to stay connected with us. Get the app today!

**FPL.com/NWApp**

## Save energy and money

Use the Energy Checkup tool to find personalized recommendations and savings tips.

**FPL.com/BusinessCheckup**

When you pay by check, you authorize FPL to process your payment electronically or as a draft. If your payment is processed electronically, your checking account may be debited on the same day we receive the check and your check will not be returned with your checking account statement.

FPL does not agree to any restrictions, conditions or endorsements placed on any bill statement or payments such as check, money order or other forms of payment. We will process the payment as if these restrictions or conditions do not exist.

**Electric Bill Statement**
**For:** Mar 22, 2022 to Apr 20, 2022 (30 days)
**Statement Date:** Apr 22, 2022
**Account Number:** 21069-33118
**Service Address:**
16201 FRONT BEACH RD UNIT A
BATHROOM PANAMA CITY BEACH, FL

**Hello Pier Park Community Development District,**
**Here's what you owe for this billing period.**

## CURRENT BILL

**$493.80**
TOTAL AMOUNT YOU OWE

**May 13, 2022**
NEW CHARGES DUE BY

## ENERGY USAGE HISTORY

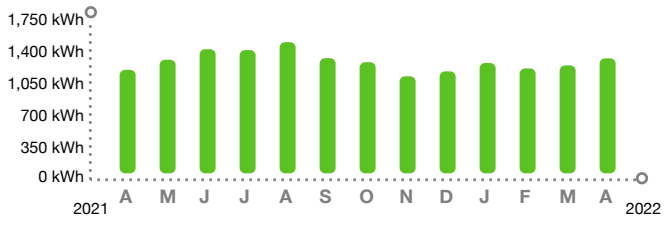


## BILL SUMMARY

| | |
|---|---|
| Amount of your last bill | 239.41 |
| Payment received | 0.00 |
| Balance before new charges | 239.41 |

**THIS $239.41 IS PAST DUE – PLEASE PAY IMMEDIATELY**

| | |
|---|---|
| Total new charges | 254.39 |
| **Total amount due** | **$493.80** |

*(See reverse for billing details)*

Visit **FPL.com/PayBill** for ways to pay

**We are here to help**
If you're experiencing hardship as a result of the coronavirus (COVID-19) and need help with your bill, there are resources available. Learn more: FPL.com/Help

## KEEP IN MIND

Payments received after May 13, 2022 are considered late; a late payment charge of 1.00% will apply.

| | |
|---|---|
| Customer Service: | 800-225-5797 |
| To Report Power Outages: | 800-468-8243 |
| Hearing/Speech Impaired: | 711 (Relay Service) |

FPL Northwest FL

/ 3* SEND SUMMARY BILL MASTER COUPON ONLY *

***Summary Bill Master***
***Account #: 24000-03642***

PIER PARK COMMUNITY DEVELOPMENT DISTRICT
C/O ACCOUNTS PAYABLE
8529 SOUTHPARK CIR STE 330
ORLANDO FL 32819-9064

Make check payable to FPL NW FL in U.S. funds and mail along with this coupon to:

FPL NORTHWEST FL
P.O. BOX 29090
MIAMI FL 33102-9090

| 21069-33118 | $493.80 | May 13, 2022 | $ SEND SUMMARY BILL MASTER COUPON ONLY |
|---|---|---|---|
| ACCOUNT NUMBER | TOTAL AMOUNT OWED | NEW CHARGES DUE BY | AMOUNT ENCLOSED |

## BILL DETAILS

| | | |
|---|---|---|
| Amount of your last bill | | 239.41 |
| Payment received | | 0.00 |
| Balance before new charges | | $239.41 |

**THIS $239.41 IS PAST DUE – PLEASE PAY IMMEDIATELY**

**New Charges**

Rate: GS-1 GENERAL SVC NON-DEMAND/BUSINESS

| | | |
|---|---|---|
| Base charge | | 11.91 |
| Energy charge | *(1371 KWH at $0.11274)* | 154.58 |
| Fuel charge | *(1371 KWH at $0.03806)* | 52.18 |
| Electric service charges | | $218.67 |
| Gross rec. tax/Regulatory fee | | 5.77 |
| Franchise charge | | 11.74 |
| Utility tax | | 18.21 |
| Taxes and charges | | $35.72 |
| Total new charges | | $254.39 |
| **Total amount you owe** | | **$493.80** |

## METER SUMMARY

Meter reading - Meter 3281694. Next meter reading May 20, 2022

| Usage type | Current | - | Previous | = | Usage |
|---|---|---|---|---|---|
| kWh | 62108 | | 60737 | | 1371 |

## ENERGY USE COMPARISON

| | This Month | Last Month | Last Year |
|---|---|---|---|
| Service to | Apr 20, 2022 | Mar 21, 2022 | Apr 20, 2021 |
| kWh used | 1371 | 1287 | 1234 |
| Service days | 30 | 29 | 30 |
| kWh/day | 46 | 44 | 41 |
| Amount | $254.39 | $239.41 | $202.70 |

## Stay connected

The FPL Mobile App is the easiest way to stay connected with us. Get the app today!

**FPL.com/NWApp**

## Save energy and money

Use the Energy Checkup tool to find personalized recommendations and savings tips.

**FPL.com/BusinessCheckup**

When you pay by check, you authorize FPL to process your payment electronically or as a draft. If your payment is processed electronically, your checking account may be debited on the same day we receive the check and your check will not be returned with your checking account statement.

FPL does not agree to any restrictions, conditions or endorsements placed on any bill statement or payments such as check, money order or other forms of payment. We will process the payment as if these restrictions or conditions do not exist.

**Electric Bill Statement**
**For:** Mar 24, 2022 to Apr 22, 2022 (30 days)
**Statement Date:** Apr 22, 2022
**Account Number:** 21092-86761
**Service Address:**
15700 L C HILTON JR DR IRRIGATION
PANAMA CITY BEACH, FL 32413-0810

**Hello Pier Park Community Development District,**
**Here's what you owe for this billing period.**

## CURRENT BILL

**$134.02**
TOTAL AMOUNT YOU OWE

**May 13, 2022**
NEW CHARGES DUE BY

## ENERGY USAGE HISTORY

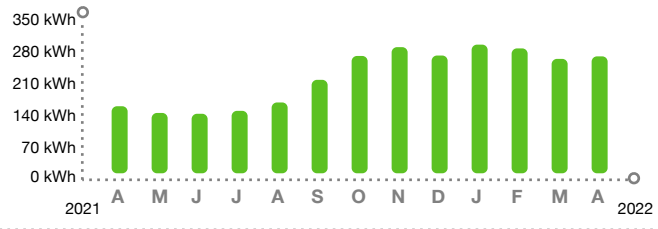


## BILL SUMMARY

| | |
|---|---|
| Amount of your last bill | 66.42 |
| Payment received | 0.00 |
| Balance before new charges | 66.42 |

**THIS $66.42 IS PAST DUE – PLEASE PAY IMMEDIATELY**

| | |
|---|---|
| Total new charges | 67.60 |
| **Total amount due** | **$134.02** |

*(See reverse for billing details)*

Visit **FPL.com/PayBill** for ways to pay

**We are here to help**
If you're experiencing hardship as a result of the coronavirus (COVID-19) and need help with your bill, there are resources available. Learn more:
FPL.com/Help

| | |
|---|---|
| Customer Service: | 800-225-5797 |
| To Report Power Outages: | 800-468-8243 |
| Hearing/Speech Impaired: | 711 (Relay Service) |

FPL Northwest FL

/ 3* SEND SUMMARY BILL MASTER COUPON ONLY *

***Summary Bill Master***
***Account #: 24000-03642***

PIER PARK COMMUNITY DEVELOPMENT DISTRICT
C/O ACCOUNTS PAYABLE
8529 SOUTHPARK CIR STE 330
ORLANDO FL 32819-9064

Make check payable to FPL NW FL in U.S. funds and mail along with this coupon to:

FPL NORTHWEST FL
P.O. BOX 29090
MIAMI FL 33102-9090

| 21092-86761 | $134.02 | May 13, 2022 | $ SEND SUMMARY BILL MASTER COUPON ONLY |
|---|---|---|---|
| ACCOUNT NUMBER | TOTAL AMOUNT OWED | NEW CHARGES DUE BY | AMOUNT ENCLOSED |

## BILL DETAILS

| | | |
|---|---|---|
| Amount of your last bill | | 66.42 |
| Payment received | | 0.00 |
| Balance before new charges | | $66.42 |

**THIS $66.42 IS PAST DUE – PLEASE PAY IMMEDIATELY**

**New Charges**

Rate: GS-1 GENERAL SVC NON-DEMAND/BUSINESS

| | | |
|---|---|---|
| Base charge | | 11.91 |
| Energy charge | *(279 KWH at $0.11274)* | 31.45 |
| Fuel charge | *(279 KWH at $0.03806)* | 10.62 |
| Electric service charges | | $53.98 |
| Gross rec. tax/Regulatory fee | | 1.42 |
| Franchise charge | | 2.90 |
| Utility tax | | 4.67 |
| Florida sales tax | | 4.05 |
| Discretionary sales surtax | | 0.58 |
| Taxes and charges | | $13.62 |
| Total new charges | | $67.60 |
| **Total amount you owe** | | **$134.02** |

## METER SUMMARY

Meter reading - Meter 7428731. Next meter reading May 23, 2022

| Usage type | Current | - | Previous | = | Usage |
|---|---|---|---|---|---|
| kWh | 18363 | | 18084 | | 279 |

## ENERGY USE COMPARISON

| | This Month | Last Month | Last Year |
|---|---|---|---|
| Service to | Apr 22, 2022 | Mar 23, 2022 | Apr 21, 2021 |
| kWh used | 279 | 273 | 160 |
| Service days | 30 | 29 | 29 |
| kWh/day | 9 | 9 | 6 |
| Amount | $67.60 | $66.42 | $56.03 |

## Stay connected

The FPL Mobile App is the easiest way to stay connected with us. Get the app today!

**FPL.com/NWApp**

## Save energy and money

Use the Energy Checkup tool to find personalized recommendations and savings tips.

**FPL.com/BusinessCheckup**

When you pay by check, you authorize FPL to process your payment electronically or as a draft. If your payment is processed electronically, your checking account may be debited on the same day we receive the check and your check will not be returned with your checking account statement.

FPL does not agree to any restrictions, conditions or endorsements placed on any bill statement or payments such as check, money order or other forms of payment. We will process the payment as if these restrictions or conditions do not exist.

**Rizzetta & Company, Inc.**
**3434 Colwell Avenue**
**Suite 200**
**Tampa FL 33614**

# Invoice

| Date | Invoice # |
|---|---|
| 5/1/2022 | INV0000067853 |

**Bill To:**

PIER PARK CDD
3434 Colwell Avenue, Suite 200
Tampa FL 33614

| Services for the month of | Terms | Client Number |
|---|---|---|
| May | Upon Receipt | 00370 |

| Description | Qty | Rate | Amount |
|---|---|---|---|
| Accounting Services | 1.00 | $2,475.42 | $2,475.42 |
| Administrative Services | 1.00 | $777.33 | $777.33 |
| Email Accounts, Admin & Maintenance | 5.00 | $15.00 | $75.00 |
| Financial & Revenue Collections | 1.00 | $437.50 | $437.50 |
| Management Services | 1.00 | $2,587.50 | $2,587.50 |
| Website Compliance & Management | 1.00 | $100.00 | $100.00 |

Date Rec'd Rizzetta & Co., Inc. 04.26.22
D/M approval [signature] Date 5/4/22
Date entered 04.29.22
Fund 001 GL 51900 OC 3201 1527.34
100 51900 3201 948.08
Check # 001 51300 3100 777.33
001 51300 5103 75
001 51300 3111 437.50
001 51300 3101 2587.50
001 51300 5103 100

# SIMON PROPERTY GROUP

# INVOICE

***Pier Park***

600 Pier Park Drive, Suite 125
Panama City Beach, FL 32413
Phone 850-236-9974  Fax 850-236-0681

**DATE:** April 1, 2022
**INVOICE #** 201150
**FOR:** *Monthly Management*

**Bill To:**
Pier Park CDD c/o Simon Property Group Management Office
600 Pier Park Drive, Ste 125
Panama City Beach, FL 32413

| DESCRIPTION | AMOUNT |
|---|---|
| April Management Fee | $ 3,110.80 |

Date Rec'd Rizzetta & Co., Inc. 04.29.22
D/M approval [signature] Date 5/4/22
Date entered 04.29.22
Fund 001 ~~110~~ GL ~~57200~~ 57200 OC ~~3305~~ 3305 950.66 2160.14
Check #

Date 4-26-22
Entity #
G/L Coding
Amount $
OK to Pay
PO/Contract/Uncovered
Discrepancy
Approval [signature]

| | |
|---|---|
| **TOTAL** | **$ 3,110.80** |

Due upon receipt.
Make all checks payable to: **Pier Park**
If you have any questions concerning this invoice,
contact Angela Waller at 850-236-9974 or by email : AngelaWaller@simon.com

# SIMON PROPERTY GROUP

# INVOICE

***Pier Park***

600 Pier Park Drive, Suite 125
Panama City Beach, FL 32413
Phone 850-236-9974 Fax 850-236-0681

**DATE:** May 1, 2022
**INVOICE #** 201151
**FOR:** *Monthly Management*

**Bill To:**
Pier Park CDD c/o Simon Property Group Management Office
600 Pier Park Drive, Ste 125
Panama City Beach, FL 32413

| DESCRIPTION | AMOUNT |
|---|---|
| May Management Fee | $ 3,110.80 |

Date Rec'd Rizzetta & Co., Inc. 04.29.22
D/M approval [signature] Date 5/4/22
Date entered 04.29.22
Fund 001 GL 57200 OC 3305 950.66
100 57200 3305 2160.14
Check #

Date 4-26-22
Entity #
G/L Coding
Amount $
OK to Pay
PO/Contract/Uncovered
Discrepancy
Approval

**TOTAL** **$ 3,110.80**

Due upon receipt.
Make all checks payable to: **Pier Park**
If you have any questions concerning this invoice,
contact Angela Waller at 850-236-9974 or by email : AngelaWaller@simon.com

Suggs Plumbing, LLC

1415 Maine Ave
Lynn Haven, FL 32444

# Invoice

| Date | Invoice # |
|---|---|
| 4/5/2022 | 197341 |

| Bill To |
|---|
| Pier Park CDD<br>600 Pier Park Dr.<br>Panama City Beach, FL 32413 |

| P.O. No. | Terms | Project |
|---|---|---|
| pier RR | Net 15 | |

| Quantity | Description | Rate | Amount |
|---|---|---|---|
| 1 | Fixed first urinal by installing a new flush diaphragm. | 95.00 | 95.00 |
| 1 | materials | 35.00 | 35.00 |

Date Rec'd Rizzetta & Co., Inc. 04.29.22
D/M approval [signature] Date 5/4/22
Date entered 04.29.22
Fund 100 GL 57200 OC 4627
Check #

Date 4-16-22
Entity #
G/L Coding
Amount $
OK to Pay
PO/Contract/Uncovered
Discrepancy
Approval

**Total** $130.00

Suggs Plumbing, LLC

1415 Maine Ave
Lynn Haven, FL 32444

# Invoice

| Date | Invoice # |
|---|---|
| 4/1/2022 | 197342 |

| Bill To |
|---|
| Pier Park CDD<br>600 Pier Park Dr.<br>Panama City Beach, FL 32413 |

| P.O. No. | Terms | Project |
|---|---|---|
| Pier RR | Due on receipt | |

| Quantity | Description | Rate | Amount |
|---|---|---|---|
| 1 | Removed old broken sinks from men's and women's restrooms. | 95.00 | 95.00 |

Date Rec'd Rizzetta & Co., Inc. 04.25.22
D/M approval [signature] Date 5/4/22
Date entered 04.29.22
Fund 100 GL 57200 OC 4627 95
Check #

Date 4-16-22
Entity #
G/L Coding
Amount $
OK to Pay
PO/Contract/Uncovered
Discrepancy
Approval

| | |
|---|---|
| **Total** | $95.00 |

# INVOICE

The Lake Doctors, Inc.
Aquatic Management Services

4651 Salisbury Rd., Suite155, Jacksonville, FL 32256
PH: (904) 431-3914

| | |
|---|---|
| Invoice # | 650978 |
| Account # | 709713 |
| Invoice Date | 5/1/2022 |
| Due Date | 5/11/2022 |
| Rep | MTS |

**Bill To**

PIER PARK CDD
C/O RIZZETTA & COMPANY
3434 COLWELL AVE.
SUITE 200
TAMPA, FL 33614

Invoice Questions:
AR@LakeDoctors.com

| Purchase Order Number | Terms | Invoice Date Reflects Month of Service Provided |
|---|---|---|
| | NET 10 DAYS | |

| Item | Description | Amount |
|---|---|---|
| | Monthly Water Management Service (R) | 617.00 |
| | Date Rec'd Rizzetta & Co., Inc. 04.29.22<br>D/M approval [signature] Date 5/9/22<br>Date entered 05.06.22<br>Fund 001 100 GL 53800 53800 OC 4625 4625 431.90 185.10<br>Check # | |
| **OUTSTANDING BALANCE** | **$1,234.00** | |

**Thank you! For your business!**

**Total Invoice** **$617.00**

**Please include your account number and invoice number on your check with your remittance stub.**
**Please remit payments to: The Lake Doctors, Inc.**
**PO Box 20122**
**Tampa, FL 33622-0122**

Remittance Stub

| Amount Enclosed |
|---|
| |

| | |
|---|---|
| Invoice # | 650978 |
| Account # | 709713 |
| Date | 5/1/2022 |

**Bill To**

PIER PARK CDD
C/O RIZZETTA & COMPANY
3434 COLWELL AVE.
SUITE 200
TAMPA, FL 33614

**For address and contact updates, please email us at customerservice@lakedoctors.com.**

IF PAYING BY CREDIT CARD, FILL OUT BELOW
____ Mastercard ____ Visa ____ American Express
Card # _____
Card Verification # _____
Exp. Date # _____
Print Name _____
Billing Address: ____ Check box if same as above
_____
_____
Signature _____

# PIER PARK COMMUNITY DEVELOPMENT DISTRICT

DISTRICT OFFICE · 120 RICHARD JACKSON BLVD · SUITE 220 · PANAMA CITY BEACH, FLORIDA 32407

## Check Request

Amount: $621,745.74

Date: ~~1/25/22~~ 5/25/22

Payable to: The St. Joe Company

Address: 130 Richard Jackson Blvd
Suite 200
Panama City Beach, FL 32407

Description: Promissory Note Payment

Requestor: Bill James

Special Instructions:

1) Code to 100-51700-7003
2) Send via Overnight to Marek Bakun attention.

Approved: _____
~~Kim~~ O'Mera

Date Rec'd Rizzetta & Co., Inc. 05.25.22
D/M approval _____ Date 5/27/22
Date entered 05.26.22
Fund 100 GL 51700 OC 7003
Check # _____

ALLIED UNIVERSAL
JANITORIAL SERVICES
*There for you.*

Eight Tower Bridge
161 Washington Street, Suite 600
Conshohocken, PA 19428
(626) 310-8000

Invoice Date
**03/31/2022**

Invoice Number
**12531212**

To ensure proper application, please reference this invoice number on your remittance advice.

**PLEASE REMIT PAYMENT TO:**
Allied Universal Janitorial Services
PO Box 31001-2374
Pasadena, CA 91110-2374

Total Amount Due:
**(USD) $5,942.71**

Terms:
**Net 30 Days**

Pier Park Community Development District
120 Richard Jackson Blvd
Ste 220
Panama City Beach, FL 32407

Service Location: **5222000** Customer: **5215000** Billing Period: **03/01/2022 - 03/31/2022**
**Pier Park**
600 S Pier Park Dr Ste 125
Panama City Beach, FL 32413-2179

| Description | Quantity | UOM | Price | Amount |
|---|---|---|---|---|
| Janitorial Service | 1.00 | HR | 5,942.71 | 5,942.71 |
| **Subtotal** | | | | **5,942.71** |
| **Sales Tax Subtotal** | | | | **0.00** |
| **Total for - Pier Park** | | | | **5,942.71** |

Date Rec'd Rizzetta & Co., Inc. 04.29.22
D/M approval [signature] Date 5/4/22
Date entered 04.29.22
Fund 100 GL 57200 OC 4626 1961.10
100 57200 4628 3981.60
Check #

Date 4-16-22
Entity #
G/L Coding
Amount $
OK to Pay
PO/Contract/Uncovered
Discrepancy
Approval

| Subtotal | |
|---|---|
| | $5,942.71 |
| **Sales Tax** | |
| | $0.00 |
| **Total Amount Due:** | |
| (USD) | **$5,942.71** |

# Pier Park Community Development District

DISITRICT OFFICE · PANAMA CITY BEACH, FL 32407
MAILING ADDRESS · 3434 COLWELL AVENUE, SUITE 200 · TAMPA, FLORIDA 33614
WWW.PIERPARKCDD.ORG

**Operation and Maintenance Expenditures**
**For Board Approval**
**June 2022**
**OLTR Fund**

Attached please find the check register listing the Operation and Maintenance expenditures paid from June 1, 2022 through June 30, 2022. This does not include expenditures previously approved by the Board.

The total items being presented: **$20,659.76**

Approval of Expenditures:

_____

_____ Chairperson

_____ Vice Chairperson

_____ Assistant Secretary

# Pier Park Community Development District OLTR Fund

Paid Operation & Maintenance Expenditures

June 1, 2022 Through June 30, 2022

| Vendor Name | Check Number | Invoice Number | Invoice Description | Invoice Amount |
|---|---|---|---|---|
| 118 Waste Pro - Panama City | 021307 | 0001237783 | Waste Disposal Services 06/22 | $ 333.52 |
| Classic Touch, LLC | 021308 | 6920 | Pressure Wash 05/22 | $ 2,800.00 |
| Dumpster Services LLC | 021304 | 7470 | Street & Parking Lot Sweeping 05/22 | $ 991.38 |
| Florida Power & Light Company | 021305 | 24000-03642 05/22 | Summary Bill Master Account #24000-03642 05/22 | $ 14.33 |
| Rizzetta & Company, Inc. | 021309 | INV0000068696 | District Management Fees 06/22 | $ 948.08 |
| Rotolo Consultants, Inc. | 021301 | SM38399 | Landscape Maintenance 05/22 | $ 2,695.05 |
| Rotolo Consultants, Inc. | 021310 | SM39185 | Landscape Maintenance 06/22 | $ 2,695.05 |
| Simon Property Group, Inc. | 021311 | 201153 | Management Fee 06/22 | $ 2,160.14 |
| TEK Distributors, Inc. | 021306 | 404978 | Restroom Supplies 03/22 | $ 1,894.40 |
| The Lake Doctors, Inc. | 021312 | 657808 | Monthly Lake Maintenance 06/22 | $ 185.10 |

# Pier Park Community Development District OLTR Fund

Paid Operation & Maintenance Expenditures

June 1, 2022 Through June 30, 2022

| Vendor Name | Check Number | Invoice Number | Invoice Description | Invoice Amount |
|---|---|---|---|---|
| Universal Building LLC dba. Allied Universal Janitorial Srv. | 021303 | 12766516 | Janitorial Services 05/22 | $ 5,942.71 |
| **Report Total** | | | | **$ 20,659.76** |

WASTE PRO
Caring For Our Communities

0118 - Waste Pro - Panama City
12310 Panama City Beach Pkwy
Panama City Beach, FL 32407-2704
(850) 872-1800

AARON BESSANT PARK
C/O SIMON MGMT ASSOC LLC
600 S PIER PARK DR # 125
PANAMA CITY BEACH FL 32413-2179

## Account Details

| | |
|---|---|
| **Account #/ Invoice#:** | 024293/0001237783 |
| Invoice Date: | 05/20/2022 |
| Balance Forward: | $58.12 |
| Payments: | $0.00 |
| Adjustments: | $0.00 |
| New Charges: | $275.40 |
| **Total Amount Due:** | **$333.52** |

## Detail of Payments and Charges

| Current | 0-30 Days | 31-60 Days | 61-90 Days | Over 90 |
|---|---|---|---|---|
| $275.40 | $58.12 | $0.00 | $0.00 | $0.00 |

| Dates | Description | Qty | Charge |
|---|---|---|---|
| 04/20/2022 | Invoice #0001232502 | | $58.12 |
| Site 024293 Aaron Bessant Park 600 Pier Park Dr | | | |
| 06/01/2022 - 06/30/2022 | Frontload 8 Yd - Solid Waste Service | 1 | $194.76 |
| | Environmental Recovery | | $18.02 |
| | Fuel Recovery | | $62.62 |
| | | **Site Total:** | $275.40 |
| | | **Total:** | **$333.52** |

Date Rec'd Rizzetta & Co., Inc. 06.01.22
D/M approval [signature] Date 6/14/22
Date entered 06.10.222
Fund 001 GL 57200 OC 4638
Check #

Date 6-7-22
Entity #
G/L Coding
Amount $
OK to Pay
PO/Contract/Uncovered
Discrepancy
Approval [signature]

## Important Message

Due to the Current Rising fuel costs, you may see a change in your fuel surcharge. PLEASE NOTE OUR REMITTANCE ADDRESS HAS CHANGED.

WASTE PRO
Recycling For Our Future

**GO Paperless!**

Sign Up for Invoice Notifications!

- Convenience
- Security
- Accessibility
- Savings

Log on to our website at www.wasteprousa.com click on Bill Pay on the top right of the page. Choose your location and create an account. You can make payments and set up for paperless billing. You can access your account anytime anywhere.

**PAYMENT DUE UPON RECEIPT**
**LATE PAYMENT FEES WILL BE ASSESSED IF PAYMENT IS NOT RECEIVED ON OR BEFORE 6/19/2022**

**THANK YOU FOR YOUR BUSINESS AND PROMPT PAYMENT HAVE A GREAT DAY !**



If you have questions about your invoice, please call our Customer Service Representatives at (850) 872-1800.
Please detach and return this portion with your payment.

WASTE PRO
Caring For Our Communities

0118 - Waste Pro - Panama City
12310 Panama City Beach Pkwy
Panama City Beach, FL 32407-2704
(850) 872-1800

## Remittance Section

| | |
|---|---|
| Account Number: | 024293 |
| Invoice Number: | 0001237783 |
| Invoice Date: | 05/20/2022 |
| **Amount Due Now** | **$333.52** |
| **Amount Enclosed:** | $_____ |

Please put your account number on your check and make payable to **WastePro** or to pay online go to www.wasteprousa.com/bill-pay/

3092000205 PRESORT PBPS001 <B>

AARON BESSANT PARK
C/O SIMON MGMT ASSOC LLC
600 S PIER PARK DR # 125
PANAMA CITY BEACH FL 32413-2179

Waste Pro - Panama City
PO BOX 946225
Atlanta, GA 30394-6225

01180000024293000123778300033520

CLASSIC TOUCH
~ PRESSURE WASHING ~

# Invoice

| Date | Invoice # |
|---|---|
| 5/13/2022 | 6920 |

| Bill To |
|---|
| Pier Park CDD C/O Simon Management Associ<br>600 Pier Park Drive Suite 125<br>Panama City Beach FL 32413 |

Date Rec'd Rizzetta & Co., Inc. 06.10.22
D/M approval [signature] Date 6/17/22
Date entered 06.16.22
Fund 001 GL 54100 OC 4619
Check # _____

| Quantity | Item Code | Description | Price Each | Amount |
|---|---|---|---|---|
| 1 | Pressure Wash | Pressure washed sidewalks on both sides of Pier Park Drive, from LC Hilton Jr. Drive to Front Beach Road. | 2,800.00 | 2,800.00 |

Date 6-8-22
Entity # _____
G/L Coding _____
Amount $ _____
OK to Pay _____
PO/Contract/Uncovered
Discrepancy _____
Approval [signature]

All work is complete!

**Total** $2,800.00

**Balance Due** $2,800.00

| Phone # | E-mail | Web Site |
|---|---|---|
| 850-499-3775 | shane@ctpressurewash.com | www.ctpressurewash.com |

Remit To:
Classic Touch
30 Anchor Rd.
Freeport, FL 32439

**DUMPSTER SERVICES LLC**
7809 MCELVEY ROAD
PANAMA CITY BCH, FL 32408
850-249-2755

# Invoice 7470

| | |
|---|---|
| Date: Wed Jun 1, 2022 | |
| Account #: | 2196 |
| **Please Pay:** | **$1,906.50** |

| Bill To: | Location |
|---|---|
| PIER PARK CDD<br>Simon Management AssociatesLLC<br>600 PIER PARK DRIVE, SUITE125<br>PANAMA CITY BEACH, FL 32413-2179 | PIER PARK CDD<br>600 Pier Park Drive, Suite125<br>PANAMA CITY BEACH, FL 32413 |

Pay your bill Online at
www.dumpsterservicespcb.com
ID#: 101440021964


Due Date: Fri Jul 1, 2022

Terms: PAY BY 15TH
Dumpster Services LLC
Acct# 2196
600 Pier Park Drive, Suite125, Panama

| Date | Description | | Amount | Total |
|---|---|---|---|---|
| 5/1/22 | Street Sweep | Tkt: Sweep | $61.50 | $61.50 |
| 5/2/22 | Street Sweep | Tkt: Sweep | $61.50 | $123.00 |
| 5/3/22 | Street Sweep | Tkt: Sweep | $61.50 | $184.50 |
| 5/4/22 | Street Sweep | Tkt: Sweep | $61.50 | $246.00 |
| 5/5/22 | Street Sweep | Tkt: Sweep | $61.50 | $307.50 |
| 5/6/22 | Street Sweep | Tkt: Sweep | $61.50 | $369.00 |
| 5/7/22 | Street Sweep | Tkt: Sweep | $61.50 | $430.50 |
| 5/8/22 | Street Sweep | Tkt: Sweep | $61.50 | $492.00 |
| 5/9/22 | Street Sweep | Tkt: Sweep | $61.50 | $553.50 |
| 5/10/22 | Street Sweep | Tkt: Sweep | $61.50 | $615.00 |
| 5/11/22 | Street Sweep | Tkt: Sweep | $61.50 | $676.50 |
| 5/12/22 | Street Sweep | Tkt: Sweep | $61.50 | $738.00 |
| 5/13/22 | Street Sweep | Tkt: sweep | $61.50 | $799.50 |
| 5/14/22 | Street Sweep | Tkt: Sweep | $61.50 | $861.00 |
| 5/15/22 | Street Sweep | Tkt: Sweep | $61.50 | $922.50 |
| 5/16/22 | Street Sweep | Tkt: Sweep | $61.50 | $984.00 |
| 5/17/22 | Street Sweep | Tkt: Sweep | $61.50 | $1,045.50 |
| 5/18/22 | Street Sweep | Tkt: Sweep | $61.50 | $1,107.00 |
| 5/19/22 | Street Sweep | Tkt: Sweep | $61.50 | $1,168.50 |
| 5/20/22 | Street Sweep | Tkt: Sweep | $61.50 | $1,230.00 |
| 5/21/22 | Street Sweep | Tkt: Sweep | $61.50 | $1,291.50 |
| 5/22/22 | Street Sweep | Tkt: Sweep | $61.50 | $1,353.00 |
| 5/23/22 | Street Sweep | Tkt: Sweep | $61.50 | $1,414.50 |
| 5/24/22 | Street Sweep | | $61.50 | $1,476.00 |
| 5/25/22 | Street Sweep | Tkt: Sweep | $61.50 | $1,537.50 |
| 5/26/22 | Street Sweep | Tkt: Sweep | $61.50 | $1,599.00 |
| 5/27/22 | Street Sweep | Tkt: Sweep | $61.50 | $1,660.50 |
| 5/28/22 | Street Sweep | Tkt: Sweep | $61.50 | $1,722.00 |
| 5/29/22 | Street Sweep | Tkt: Sweep | $61.50 | $1,783.50 |
| 5/30/22 | Street Sweep | Tkt: Sweep | $61.50 | $1,845.00 |
| 5/31/22 | Street Sweep | Tkt: Sweep | $61.50 | $1,906.50 |
| | | **Invoice 7470 Total:** | **$1,906.50** | |

**DUMPSTER SERVICES LLC**
7809 MCELVEY ROAD
PANAMA CITY BCH, FL 32408
850-249-2755

# Invoice 7470

| | |
|---|---|
| Date: Wed Jun 1, 2022 | |
| Account #: | 2196 |
| **Please Pay:** | **$1,906.50** |

| Bill To: | Location |
|---|---|
| PIER PARK CDD<br>Simon Management AssociatesLLC<br>600 PIER PARK DRIVE, SUITE125<br>PANAMA CITY BEACH, FL 32413-2179 | PIER PARK CDD<br>600 Pier Park Drive, Suite125<br>PANAMA CITY BEACH, FL 32413 |

Pay your bill Online at
www.dumpsterservicespcb.com
ID#: 101440021964


Due Date: Fri Jul 1, 2022

Terms: PAY BY 15TH
Dumpster Services LLC
Acct# 2196
600 Pier Park Drive, Suite125, Panama

| Date | Description | Amount | Total |
|---|---|---|---|
| | Pay your bill and see account information<br>Online at www.dumpsterservicespcb.com ID#: 101440021964 | | |

Date 6-1-22
Entity # _____
G/L Coding _____
Amount $_____
OK to Pay _____
PO/Contract/Uncovered
Discrepancy _____
Approval _____

Date Rec'd Rizzetta & Co., Inc. 06.02.22
D/M approval _____ Date 6/14/22
Date entered 06.10.22
Fund_____ GL_____ OC_____
Check #_____

100-54100-4623: $991.38
001-51400-4609: $915.12

FPL
Northwest FL

**Summary Bill Statement**
**Statement Date:** May 23, 2022
**Account Number:** 24000-03642

**Pier Park Community Development District**

## SUMMARY OF BILL

| | |
|---|---|
| Summary Bill Master Account Number | 24000-03642 |
| **Total Amount Due** | **$114.67** |
| **New Charges Due By** | **Jun 13, 2022** |

For Summary Billing inquiries, please email
**SummaryBilling@fpl.com**

**Please return this page with payment of the Total Amount Due.**

Date Rec'd Rizzetta & Co., Inc. 06.10.22
D/M approval [signature] Date 6/14/22
Date entered 06.10.22

| | | | | | |
|---|---|---|---|---|---|
| Fund | 001 | GL | 53100 | OC 4301 | 100.34 |
| | 100 | | 57200 | 4633 | 14.33 |

Check #

FPL
Northwest FL

/ 150027 2400003642 00316000000000000011467

***This is your Summary Bill Master Coupon***

***Summary Bill Master***
***Account #: 24000-03642***

Make check payable to FPL NW FL in U.S. funds and mail along with this coupon to:

PIER PARK COMMUNITY DEVELOPMENT DISTRICT
C/O ACCOUNTS PAYABLE
8529 SOUTHPARK CIR STE 330
ORLANDO FL 32819-9064

FPL NORTHWEST FL SUMM BILL
P.O. BOX 526843
MIAMI FL 33152

| 24000-03642 | $114.67 | Jun 13, 2022 | $ |
|---|---|---|---|
| ACCOUNT NUMBER | TOTAL AMOUNT OWED | NEW CHARGES DUE BY | AMOUNT ENCLOSED |

**Summary Bill Statement**
**Statement Date:** May 23, 2022
**Account Number:** 24000-03642

Intentionally left blank

When you pay by check, you authorize FPL to process your payment electronically or as a draft. If your payment is processed electronically, your checking account may be debited on the same day we receive the check and your check will not be returned with your checking account statement.

FPL does not agree to any restrictions, conditions or endorsements placed on any bill statement or payments such as check, money order or other forms of payment. We will process the payment as if these restrictions or conditions do not exist.

**Summary Bill Statement**
**Statement Date:** May 23, 2022
**Master Account #:** 24000-03642
**Due Date:** Jun 13, 2022

## SUMMARY BILL STATEMENT

**Pier Park Community Development District**

| Account # | Customer Information | Rate / Cycle Day | Read Date / Service Days | kWh / Max kWd | Total Due | Remarks |
|---|---|---|---|---|---|---|
| 21020-35512 | 16200 FRONT BEACH RD TX 34 TRANSFORMER #34 PANAMA CITY BEACH, FL 32413-2516 | GSD_72 16 | 05/22/2022 31 | 4471 15 | 651.85 | PIER PARK COMMUNITY DEVELOPMENT DIS |
| 21030-25942 | 16200 FRONT BEACH RD METER CNTR METER CNTR PANAMA CITY BEACH, FL 32413-2516 | GS_68 16 | 05/23/2022 31 | 1933 | 352.87 | PIER PARK COMMUNITY DEVELOPMENT DIS |
| 21032-39717 | 16200 FRONT BEACH RD TX 15 TRANSFORMER #15 PANAMA CITY BEACH, FL 32413-2516 | GS_68 16 | 05/23/2022 31 | 1877 | 318.59 | PIER PARK COMMUNITY DEVELOPMENT DIS |
| 21038-75593 | 16200 FRONT BEACH RD TX 26 TRANSFORMER 26 PANAMA CITY BEACH, FL 32413-2516 | GS_68 16 | 04/22/2022 61 | 474 | 102.93 | PIER PARK COMMUNITY DEVELOPMENT DIS |
| 21039-60759 | 600 S PIER PARK DR CELEBRATION TOWER PANAMA CITY BEACH, FL 32413-2169 | GS_68 16 | 05/22/2022 31 | 400 | 78.02 | PIER PARK COMMUNITY DEVELOPMENT DIS |
| 21047-04362 | 15700 L C HILTON JR DR LIGHTING LIGHTING PANAMA CITY BEACH, FL 32413-0810 | GS_68 16 | 05/23/2022 31 | 1540 | 284.01 | PIER PARK COMMUNITY DEVELOPMENT DIS |
| 21069-33118 | 16201 FRONT BEACH RD UNIT A BATHROOM PANAMA CITY BEACH, FL 32413-2515 | GS_68 16 | 05/19/2022 29 | 1324 | 246.13 | PIER PARK COMMUNITY DEVELOPMENT DIS |
| 21092-86761 | 15700 L C HILTON JR DR IRRIGATION PANAMA CITY BEACH, FL 32413-0810 | GS_68 16 | 05/23/2022 31 | 220 | 56.50 | PIER PARK COMMUNITY |

| | |
|---|---|
| **Accounts billed:** | 8 |
| **Accounts not billed:** | 0 |
| **Total number of accounts:** | 8 |
| **Total kWh:** | 12239 |
| **Total amount billed:** | $2,090.90 |
| **Unapplied credit/debit:** | –$1,976.23 |
| **Total amount due:** | $114.67 |

**Electric Bill Statement**
**For:** Apr 22, 2022 to May 22, 2022 (31 days)
**Statement Date:** May 23, 2022
**Account Number:** 21020-35512
**Service Address:**
16200 FRONT BEACH RD TX 34
TRANSFORMER #34 PANAMA CITY BEACH,

## Hello Pier Park Community Development District, Here's what you owe for this billing period.

### CURRENT BILL

**$651.85**
TOTAL AMOUNT YOU OWE

**Jun 13, 2022**
NEW CHARGES DUE BY

### ENERGY USAGE HISTORY

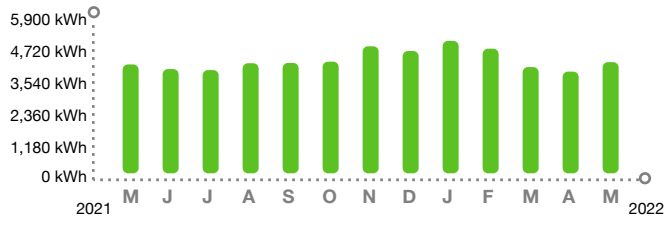


### BILL SUMMARY

| | |
|---|---|
| Amount of your last bill | 1,194.65 |
| Payment(s) received - thank you | –1,194.65 |
| Balance before new charges | 0.00 |
| Total new charges | 651.85 |
| **Total amount due** | **$651.85** |

*(See reverse for billing details)*

Visit **FPL.com/PayBill** for ways to pay

### KEEP IN MIND

Payments received after June 13, 2022 are considered late; a late payment charge of 1.00% will apply.

| | |
|---|---|
| Customer Service: | 800-225-5797 |
| To Report Power Outages: | 800-468-8243 |
| Hearing/Speech Impaired: | 711 (Relay Service) |

FPL Northwest FL

/ 3* SEND SUMMARY BILL MASTER COUPON ONLY *

***Summary Bill Master***
***Account #: 24000-03642***

PIER PARK COMMUNITY DEVELOPMENT DISTRICT
C/O ACCOUNTS PAYABLE
8529 SOUTHPARK CIR STE 330
ORLANDO FL 32819-9064

Make check payable to FPL NW FL in U.S. funds and mail along with this coupon to:

FPL NORTHWEST FL
P.O. BOX 29090
MIAMI FL 33102-9090

| 21020-35512 | $651.85 | Jun 13, 2022 | $ SEND SUMMARY BILL MASTER COUPON ONLY |
|---|---|---|---|
| ACCOUNT NUMBER | TOTAL AMOUNT OWED | NEW CHARGES DUE BY | AMOUNT ENCLOSED |

## BILL DETAILS

| | | |
|---|---|---|
| Amount of your last bill | | 1,194.65 |
| Payment(s) received - thank you | | –1,194.65 |
| Balance before new charges | | $0.00 |

**New Charges**

Rate: GSD-1 GENERAL SERVICE DEMAND

| | | |
|---|---|---|
| Base charge | | 28.17 |
| Demand charge | *(15 KW at $12.54000)* | 188.10 |
| Energy charge | *(4471 KWH at $0.04855)* | 217.08 |
| Fuel charge | *(4471 KWH at $0.03806)* | 170.17 |
| Electric service charges | | $603.52 |
| Gross rec. tax/Regulatory fee | | 15.92 |
| Franchise charge | | 32.41 |
| Taxes and charges | | $48.33 |
| Total new charges | | $651.85 |
| **Total amount you owe** | | **$651.85** |

## METER SUMMARY

Meter reading - Meter 7261457. Next meter reading Jun 22, 2022

| Usage type | Current | - | Previous | = | Usage |
|---|---|---|---|---|---|
| kWh | 42602 | | 38131 | | 4471 |
| kW | 14.916 | | | | 15 |

## ENERGY USE COMPARISON

| | This Month | Last Month | Last Year |
|---|---|---|---|
| Service to | May 22, 2022 | Apr 21, 2022 | May 21, 2021 |
| kWh used | 4471 | 4090 | 4379 |
| Service days | 31 | 30 | 30 |
| kWh/day | 144 | 136 | 146 |
| Amount | $651.85 | $589.11 | $556.68 |

## Stay connected

The FPL Mobile App is the easiest way to stay connected with us. Get the app today!

**FPL.com/NWApp**

## Save energy and money

Use the Energy Checkup tool to find personalized recommendations and savings tips.

**FPL.com/BusinessCheckup**

## We are here to help

If you are experiencing hardship as a result of the coronavirus (COVID-19) and need help with your bill, there are resources available.

**FPL.com/Help**

When you pay by check, you authorize FPL to process your payment electronically or as a draft. If your payment is processed electronically, your checking account may be debited on the same day we receive the check and your check will not be returned with your checking account statement.

FPL does not agree to any restrictions, conditions or endorsements placed on any bill statement or payments such as check, money order or other forms of payment. We will process the payment as if these restrictions or conditions do not exist.

**Electric Bill Statement**
**For:** Apr 23, 2022 to May 23, 2022 (31 days)
**Statement Date:** May 23, 2022
**Account Number:** 21030-25942
**Service Address:**
16200 FRONT BEACH RD METER CNTR
METER CNTR PANAMA CITY BEACH, FL

**Hello Pier Park Community Development District,**
**Here's what you owe for this billing period.**

## CURRENT BILL

**$352.87**
TOTAL AMOUNT YOU OWE

**Jun 13, 2022**
NEW CHARGES DUE BY

## BILL SUMMARY

| | |
|---|---|
| Amount of your last bill | 677.56 |
| Payment(s) received - thank you | –677.56 |
| Balance before new charges | 0.00 |
| Total new charges | 352.87 |
| **Total amount due** | **$352.87** |

*(See reverse for billing details)*

Visit **FPL.com/PayBill** for ways to pay

## ENERGY USAGE HISTORY

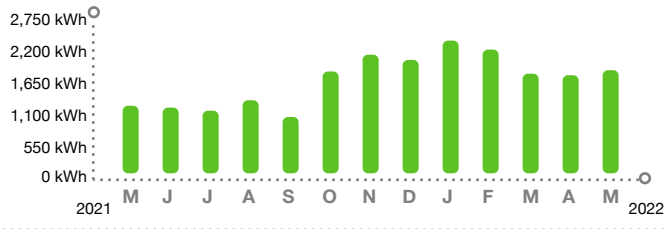


A new minimum base bill of $25, which was approved by the Florida Public Service Commission, goes into effect next month for metered GS-1 and GST-1 customers whose monthly base electric service costs fall below $25.

## KEEP IN MIND

Payments received after June 13, 2022 are considered late; a late payment charge of 1.00% will apply.

| | |
|---|---|
| Customer Service: | 800-225-5797 |
| To Report Power Outages: | 800-468-8243 |
| Hearing/Speech Impaired: | 711 (Relay Service) |

FPL Northwest FL

/ 3* SEND SUMMARY BILL MASTER COUPON ONLY *

***Summary Bill Master***
***Account #: 24000-03642***

PIER PARK COMMUNITY DEVELOPMENT DISTRICT
C/O ACCOUNTS PAYABLE
8529 SOUTHPARK CIR STE 330
ORLANDO FL 32819-9064

Make check payable to FPL NW FL in U.S. funds and mail along with this coupon to:

FPL NORTHWEST FL
P.O. BOX 29090
MIAMI FL 33102-9090

| 21030-25942 | $352.87 | Jun 13, 2022 | $ SEND SUMMARY BILL MASTER COUPON ONLY |
|---|---|---|---|
| ACCOUNT NUMBER | TOTAL AMOUNT OWED | NEW CHARGES DUE BY | AMOUNT ENCLOSED |

## BILL DETAILS

| | | |
|---|---|---|
| Amount of your last bill | | 677.56 |
| Payment(s) received - thank you | | –677.56 |
| Balance before new charges | | $0.00 |
| **New Charges** | | |
| Rate: GS-1 GENERAL SVC NON-DEMAND/BUSINESS | | |
| Base charge | | 11.91 |
| Energy charge | *(1933 KWH at $0.11274)* | 217.92 |
| Fuel charge | *(1933 KWH at $0.03806)* | 73.57 |
| Electric service charges | | $303.40 |
| Gross rec. tax/Regulatory fee | | 8.00 |
| Franchise charge | | 16.29 |
| Utility tax | | 25.18 |
| Taxes and charges | | $49.47 |
| Total new charges | | $352.87 |
| **Total amount you owe** | | **$352.87** |

## METER SUMMARY

Meter reading - Meter 7423853. Next meter reading Jun 22, 2022

| Usage type | Current | - | Previous | = | Usage |
|---|---|---|---|---|---|
| kWh | 56579 | | 54646 | | 1933 |

## ENERGY USE COMPARISON

| | This Month | Last Month | Last Year |
|---|---|---|---|
| Service to | May 23, 2022 | Apr 22, 2022 | May 22, 2021 |
| kWh used | 1933 | 1839 | 1266 |
| Service days | 31 | 30 | 30 |
| kWh/day | 62 | 61 | 42 |
| Amount | $352.87 | $336.39 | $207.21 |

## Stay connected

The FPL Mobile App is the easiest way to stay connected with us. Get the app today!

**FPL.com/NWApp**

## Save energy and money

Use the Energy Checkup tool to find personalized recommendations and savings tips.

**FPL.com/BusinessCheckup**

## We are here to help

If you are experiencing hardship as a result of the coronavirus (COVID-19) and need help with your bill, there are resources available.

**FPL.com/Help**

When you pay by check, you authorize FPL to process your payment electronically or as a draft. If your payment is processed electronically, your checking account may be debited on the same day we receive the check and your check will not be returned with your checking account statement.

FPL does not agree to any restrictions, conditions or endorsements placed on any bill statement or payments such as check, money order or other forms of payment. We will process the payment as if these restrictions or conditions do not exist.

**Electric Bill Statement**
**For:** Apr 23, 2022 to May 23, 2022 (31 days)
**Statement Date:** May 23, 2022
**Account Number:** 21032-39717
**Service Address:**
16200 FRONT BEACH RD TX 15
TRANSFORMER #15 PANAMA CITY BEACH,

## Hello Pier Park Community Development District, Here's what you owe for this billing period.

### CURRENT BILL

**$318.59**
TOTAL AMOUNT YOU OWE

**Jun 13, 2022**
NEW CHARGES DUE BY

### BILL SUMMARY

| | |
|---|---|
| Amount of your last bill | 645.98 |
| Payment(s) received - thank you | –645.98 |
| Balance before new charges | 0.00 |
| Total new charges | 318.59 |
| **Total amount due** | **$318.59** |

*(See reverse for billing details)*

Visit **FPL.com/PayBill** for ways to pay

### ENERGY USAGE HISTORY

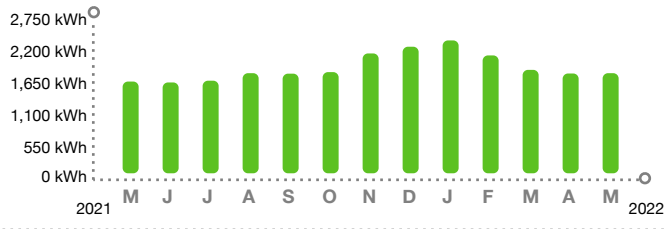


A new minimum base bill of $25, which was approved by the Florida Public Service Commission, goes into effect next month for metered GS-1 and GST-1 customers whose monthly base electric service costs fall below $25.

### KEEP IN MIND

Payments received after June 13, 2022 are considered late; a late payment charge of 1.00% will apply.

| | |
|---|---|
| Customer Service: | 800-225-5797 |
| To Report Power Outages: | 800-468-8243 |
| Hearing/Speech Impaired: | 711 (Relay Service) |

FPL Northwest FL

/ 3* SEND SUMMARY BILL MASTER COUPON ONLY *

***Summary Bill Master***
***Account #: 24000-03642***

PIER PARK COMMUNITY DEVELOPMENT DISTRICT
C/O ACCOUNTS PAYABLE
8529 SOUTHPARK CIR STE 330
ORLANDO FL 32819-9064

Make check payable to FPL NW FL in U.S. funds and mail along with this coupon to:

FPL NORTHWEST FL
P.O. BOX 29090
MIAMI FL 33102-9090

| 21032-39717 | $318.59 | Jun 13, 2022 | $ SEND SUMMARY BILL MASTER COUPON ONLY |
|---|---|---|---|
| ACCOUNT NUMBER | TOTAL AMOUNT OWED | NEW CHARGES DUE BY | AMOUNT ENCLOSED |

## BILL DETAILS

| | | |
|---|---|---|
| Amount of your last bill | | 645.98 |
| Payment(s) received - thank you | | –645.98 |
| Balance before new charges | | $0.00 |
| **New Charges** | | |
| Rate: GS-1 GENERAL SVC NON-DEMAND/BUSINESS | | |
| Base charge | | 11.91 |
| Energy charge | *(1877 KWH at $0.11274)* | 211.62 |
| Fuel charge | *(1877 KWH at $0.03806)* | 71.44 |
| Electric service charges | | $294.97 |
| Gross rec. tax/Regulatory fee | | 7.78 |
| Franchise charge | | 15.84 |
| Taxes and charges | | $23.62 |
| Total new charges | | $318.59 |
| **Total amount you owe** | | **$318.59** |

## METER SUMMARY

Meter reading - Meter 7511454. Next meter reading Jun 22, 2022

| Usage type | Current | - | Previous | = | Usage |
|---|---|---|---|---|---|
| kWh | 37839 | | 35962 | | 1877 |

## ENERGY USE COMPARISON

| | This Month | Last Month | Last Year |
|---|---|---|---|
| Service to | May 23, 2022 | Apr 22, 2022 | May 22, 2021 |
| kWh used | 1877 | 1871 | 1720 |
| Service days | 31 | 30 | 30 |
| kWh/day | 61 | 62 | 57 |
| Amount | $318.59 | $317.60 | $270.81 |

## Stay connected

The FPL Mobile App is the easiest way to stay connected with us. Get the app today!

**FPL.com/NWApp**

## Save energy and money

Use the Energy Checkup tool to find personalized recommendations and savings tips.

**FPL.com/BusinessCheckup**

## We are here to help

If you are experiencing hardship as a result of the coronavirus (COVID-19) and need help with your bill, there are resources available.

**FPL.com/Help**

When you pay by check, you authorize FPL to process your payment electronically or as a draft. If your payment is processed electronically, your checking account may be debited on the same day we receive the check and your check will not be returned with your checking account statement.

FPL does not agree to any restrictions, conditions or endorsements placed on any bill statement or payments such as check, money order or other forms of payment. We will process the payment as if these restrictions or conditions do not exist.

**Electric Bill Statement**
**For:** Mar 24, 2022 to May 23, 2022 (61 days)
**Statement Date:** May 23, 2022
**Account Number:** 21038-75593
**Service Address:**
16200 FRONT BEACH RD TX 26
TRANSFORMER 26 PANAMA CITY BEACH, FL

**Hello Pier Park Community Development District,**
**Here's what you owe for this billing period.**

## CURRENT BILL

**$102.93**
TOTAL AMOUNT YOU OWE

**Jun 13, 2022**
NEW CHARGES DUE BY

## BILL SUMMARY

| | |
|---|---|
| Amount of your last bill | 22.60 |
| Payment(s) received - thank you | –22.60 |
| Balance before new charges | 0.00 |
| Total new charges | 102.93 |
| **Total amount due** | **$102.93** |

*(See reverse for billing details)*

Visit **FPL.com/PayBill** for ways to pay

## ENERGY USAGE HISTORY

A new minimum base bill of $25, which was approved by the Florida Public Service Commission, goes into effect next month for metered GS-1 and GST-1 customers whose monthly base electric service costs fall below $25.

## KEEP IN MIND

This bill is for multiple (2) billing periods.
Payments received after June 13, 2022 are considered late; a late payment charge of 1.00% will apply.

| | |
|---|---|
| Customer Service: | 800-225-5797 |
| To Report Power Outages: | 800-468-8243 |
| Hearing/Speech Impaired: | 711 (Relay Service) |

FPL Northwest FL

/ 3* SEND SUMMARY BILL MASTER COUPON ONLY *

***Summary Bill Master***
***Account #: 24000-03642***

PIER PARK COMMUNITY DEVELOPMENT DISTRICT
C/O ACCOUNTS PAYABLE
8529 SOUTHPARK CIR STE 330
ORLANDO FL 32819-9064

Make check payable to FPL NW FL in U.S. funds and mail along with this coupon to:

FPL NORTHWEST FL
P.O. BOX 29090
MIAMI FL 33102-9090

| 21038-75593 | $102.93 | Jun 13, 2022 | $ SEND SUMMARY BILL MASTER COUPON ONLY |
|---|---|---|---|
| ACCOUNT NUMBER | TOTAL AMOUNT OWED | NEW CHARGES DUE BY | AMOUNT ENCLOSED |

## BILL DETAILS

| | |
|---|---|
| Amount of your last bill | 22.60 |
| Payment(s) received - thank you | –22.60 |
| Balance before new charges | $0.00 |
| **New Charges** | |
| Rate: GS-1 GENERAL SVC NON-DEMAND/BUSINESS | |
| Base charge | 23.82 |
| Energy charge | 53.44 |
| Fuel charge | 18.04 |
| Electric service charges | $95.30 |
| Gross rec. tax/Regulatory fee | 2.51 |
| Franchise charge | 5.12 |
| Taxes and charges | $7.63 |
| Total new charges | $102.93 |
| **Total amount you owe** | **$102.93** |

## METER SUMMARY

Meter reading - Meter 7288480. Next meter reading Jun 22, 2022

**Total kWh** 474

## ENERGY USE COMPARISON

| | This Month | Last Month | Last Year |
|---|---|---|---|
| Service to | May 23, 2022 | Apr 22, 2022 | May 22, 2021 |
| kWh used | 474 | 0 | 546 |
| Service days | 31 | 30 | 30 |
| kWh/day | 15 | 0 | 18 |
| Amount | $90.07 | $12.86 | $106.30 |

## Stay connected

The FPL Mobile App is the easiest way to stay connected with us. Get the app today!

**FPL.com/NWApp**

## Save energy and money

Use the Energy Checkup tool to find personalized recommendations and savings tips.

**FPL.com/BusinessCheckup**

## We are here to help

If you are experiencing hardship as a result of the coronavirus (COVID-19) and need help with your bill, there are resources available.

**FPL.com/Help**

When you pay by check, you authorize FPL to process your payment electronically or as a draft. If your payment is processed electronically, your checking account may be debited on the same day we receive the check and your check will not be returned with your checking account statement.

FPL does not agree to any restrictions, conditions or endorsements placed on any bill statement or payments such as check, money order or other forms of payment. We will process the payment as if these restrictions or conditions do not exist.

**Electric Bill Statement**
**For:** Mar 24, 2022 to May 23, 2022 (61 days)
**Statement Date:** May 23, 2022
**Account Number:** 21038-75593
**Service Address:**
16200 FRONT BEACH RD TX 26
TRANSFORMER 26 PANAMA CITY BEACH, FL

## Multiple Billing Periods

| **Rate category** | **GS_68** |
|---|---|
| Service from | Mar 24 2022 |
| Service to | Apr 22 2022 |
| Service days | 30 |
| Meter number | 7288480 |
| Current kWh reading | 76540 |
| Previous kwh reading | 76540 |
| Total kWh usage | 0 |
| | |
| Base charge | 11.91 |
| Energy charge | 0.00 |
| Fuel charge | 0.00 |
| Gross rec. tax/Regulatory fee | 0.31 |
| Franchise charge | 0.64 |
| **Total new charges** | **$12.86** |

| **Rate category** | **GS_68** |
|---|---|
| Service from | Apr 23 2022 |
| Service to | May 23 2022 |
| Service days | 31 |
| Meter number | 7288480 |
| Current kWh reading | 77014 |
| Previous kwh reading | 76540 |
| Total kWh usage | 474 |
| Average kWh per day | 15 |
| | |
| Base charge | 11.91 |
| Energy charge | 31.96 |
| Fuel charge | 18.04 |
| Gross rec. tax/Regulatory fee | 2.20 |
| Franchise charge | 4.48 |
| **Total new charges** | **$90.07** |

**Electric Bill Statement**
**For:** Apr 22, 2022 to May 22, 2022 (31 days)
**Statement Date:** May 23, 2022
**Account Number:** 21039-60759
**Service Address:**
600 S PIER PARK DR
CELEBRATION TOWER PANAMA CITY

**Hello Pier Park Community Development District,**
**Here's what you owe for this billing period.**

## CURRENT BILL

**$78.02**
TOTAL AMOUNT YOU OWE

**Jun 13, 2022**
NEW CHARGES DUE BY

## BILL SUMMARY

| | |
|---|---|
| Amount of your last bill | 201.52 |
| Payment(s) received - thank you | –201.52 |
| Balance before new charges | 0.00 |
| Total new charges | 78.02 |
| **Total amount due** | **$78.02** |

*(See reverse for billing details)*

Visit **FPL.com/PayBill** for ways to pay

## ENERGY USAGE HISTORY

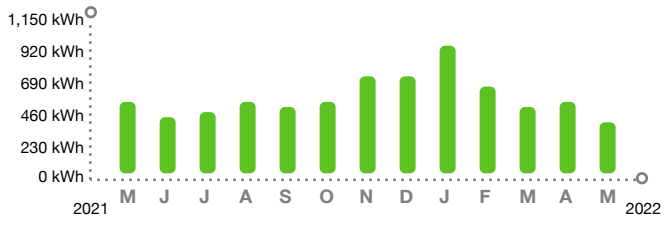


A new minimum base bill of $25, which was approved by the Florida Public Service Commission, goes into effect next month for metered GS-1 and GST-1 customers whose monthly base electric service costs fall below $25.

## KEEP IN MIND

Payments received after June 13, 2022 are considered late; a late payment charge of 1.00% will apply.

| | |
|---|---|
| Customer Service: | 800-225-5797 |
| To Report Power Outages: | 800-468-8243 |
| Hearing/Speech Impaired: | 711 (Relay Service) |

FPL Northwest FL

/ 3* SEND SUMMARY BILL MASTER COUPON ONLY *

***Summary Bill Master***
***Account #: 24000-03642***

PIER PARK COMMUNITY DEVELOPMENT DISTRICT
C/O ACCOUNTS PAYABLE
8529 SOUTHPARK CIR STE 330
ORLANDO FL 32819-9064

Make check payable to FPL NW FL in U.S. funds and mail along with this coupon to:

FPL NORTHWEST FL
P.O. BOX 29090
MIAMI FL 33102-9090

| 21039-60759 | $78.02 | Jun 13, 2022 | $ SEND SUMMARY BILL MASTER COUPON ONLY |
|---|---|---|---|
| ACCOUNT NUMBER | TOTAL AMOUNT OWED | NEW CHARGES DUE BY | AMOUNT ENCLOSED |

## BILL DETAILS

| | | |
|---|---|---|
| Amount of your last bill | | 201.52 |
| Payment(s) received - thank you | | –201.52 |
| Balance before new charges | | $0.00 |
| **New Charges** | | |
| Rate: GS-1 GENERAL SVC NON-DEMAND/BUSINESS | | |
| Base charge | | 11.91 |
| Energy charge | *(400 KWH at $0.11274)* | 45.10 |
| Fuel charge | *(400 KWH at $0.03806)* | 15.22 |
| Electric service charges | | $72.23 |
| Gross rec. tax/Regulatory fee | | 1.91 |
| Franchise charge | | 3.88 |
| Taxes and charges | | $5.79 |
| Total new charges | | $78.02 |
| **Total amount you owe** | | **$78.02** |

## METER SUMMARY

Meter reading - Meter 3277339. Next meter reading Jun 22, 2022

| Usage type | Current | - | Previous | x Constant | = | Usage |
|---|---|---|---|---|---|---|
| kWh | 1098 | | 1088 | 40 | | 400 |

## ENERGY USE COMPARISON

| | This Month | Last Month | Last Year |
|---|---|---|---|
| Service to | May 22, 2022 | Apr 21, 2022 | May 21, 2021 |
| kWh used | 400 | 560 | 560 |
| Service days | 31 | 30 | 30 |
| kWh/day | 13 | 19 | 19 |
| Amount | $78.02 | $104.06 | $100.14 |

## Stay connected

The FPL Mobile App is the easiest way to stay connected with us. Get the app today!

**FPL.com/NWApp**

## Save energy and money

Use the Energy Checkup tool to find personalized recommendations and savings tips.

**FPL.com/BusinessCheckup**

## We are here to help

If you are experiencing hardship as a result of the coronavirus (COVID-19) and need help with your bill, there are resources available.

**FPL.com/Help**

When you pay by check, you authorize FPL to process your payment electronically or as a draft. If your payment is processed electronically, your checking account may be debited on the same day we receive the check and your check will not be returned with your checking account statement.

FPL does not agree to any restrictions, conditions or endorsements placed on any bill statement or payments such as check, money order or other forms of payment. We will process the payment as if these restrictions or conditions do not exist.

FPL
Northwest FL

**Electric Bill Statement**
**For:** Apr 23, 2022 to May 23, 2022 (31 days)
**Statement Date:** May 23, 2022
**Account Number:** 21047-04362
**Service Address:**
15700 L C HILTON JR DR LIGHTING
LIGHTING PANAMA CITY BEACH, FL

**Hello Pier Park Community Development District,**
**Here's what you owe for this billing period.**

## CURRENT BILL

**$284.01**
TOTAL AMOUNT YOU OWE

**Jun 13, 2022**
NEW CHARGES DUE BY

## BILL SUMMARY

| | |
|---|---|
| Amount of your last bill | 565.12 |
| Payment(s) received - thank you | –565.12 |
| Balance before new charges | 0.00 |
| Total new charges | 284.01 |
| **Total amount due** | **$284.01** |

*(See reverse for billing details)*

Visit **FPL.com/PayBill** for ways to pay

## ENERGY USAGE HISTORY

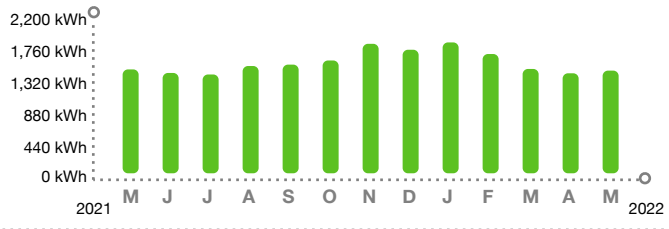


A new minimum base bill of $25, which was approved by the Florida Public Service Commission, goes into effect next month for metered GS-1 and GST-1 customers whose monthly base electric service costs fall below $25.

## KEEP IN MIND

Payments received after June 13, 2022 are considered late; a late payment charge of 1.00% will apply.

| | |
|---|---|
| Customer Service: | 800-225-5797 |
| To Report Power Outages: | 800-468-8243 |
| Hearing/Speech Impaired: | 711 (Relay Service) |

FPL
Northwest FL

/ 3* SEND SUMMARY BILL MASTER COUPON ONLY *

***Summary Bill Master***
***Account #: 24000-03642***

PIER PARK COMMUNITY DEVELOPMENT DISTRICT
C/O ACCOUNTS PAYABLE
8529 SOUTHPARK CIR STE 330
ORLANDO FL 32819-9064

Make check payable to FPL NW FL in U.S. funds and mail along with this coupon to:

FPL NORTHWEST FL
P.O. BOX 29090
MIAMI FL 33102-9090

| 21047-04362 | $284.01 | Jun 13, 2022 | $ SEND SUMMARY BILL MASTER COUPON ONLY |
|---|---|---|---|
| ACCOUNT NUMBER | TOTAL AMOUNT OWED | NEW CHARGES DUE BY | AMOUNT ENCLOSED |

## BILL DETAILS

| | | |
|---|---|---|
| Amount of your last bill | | 565.12 |
| Payment(s) received - thank you | | –565.12 |
| Balance before new charges | | $0.00 |
| **New Charges** | | |
| Rate: GS-1 GENERAL SVC NON-DEMAND/BUSINESS | | |
| Base charge | | 11.91 |
| Energy charge | *(1540 KWH at $0.11274)* | 173.63 |
| Fuel charge | *(1540 KWH at $0.03806)* | 58.61 |
| Electric service charges | | $244.15 |
| Gross rec. tax/Regulatory fee | | 6.44 |
| Franchise charge | | 13.11 |
| Utility tax | | 20.31 |
| Taxes and charges | | $39.86 |
| Total new charges | | $284.01 |
| **Total amount you owe** | | **$284.01** |

## METER SUMMARY

Meter reading - Meter 7423838. Next meter reading Jun 22, 2022

| Usage type | Current | - | Previous | = | Usage |
|---|---|---|---|---|---|
| kWh | 50527 | | 48987 | | 1540 |

## ENERGY USE COMPARISON

| | This Month | Last Month | Last Year |
|---|---|---|---|
| Service to | May 23, 2022 | Apr 22, 2022 | May 22, 2021 |
| kWh used | 1540 | 1500 | 1558 |
| Service days | 31 | 30 | 30 |
| kWh/day | 50 | 50 | 52 |
| Amount | $284.01 | $277.02 | $248.11 |

## Stay connected

The FPL Mobile App is the easiest way to stay connected with us. Get the app today!

**FPL.com/NWApp**

## Save energy and money

Use the Energy Checkup tool to find personalized recommendations and savings tips.

**FPL.com/BusinessCheckup**

## We are here to help

If you are experiencing hardship as a result of the coronavirus (COVID-19) and need help with your bill, there are resources available.

**FPL.com/Help**

When you pay by check, you authorize FPL to process your payment electronically or as a draft. If your payment is processed electronically, your checking account may be debited on the same day we receive the check and your check will not be returned with your checking account statement.

FPL does not agree to any restrictions, conditions or endorsements placed on any bill statement or payments such as check, money order or other forms of payment. We will process the payment as if these restrictions or conditions do not exist.

FPL
Northwest FL

**Electric Bill Statement**
**For:** Apr 21, 2022 to May 19, 2022 (29 days)
**Statement Date:** May 23, 2022
**Account Number:** 21069-33118
**Service Address:**
16201 FRONT BEACH RD UNIT A
BATHROOM PANAMA CITY BEACH, FL

**Hello Pier Park Community Development District,**
**Here's what you owe for this billing period.**

## CURRENT BILL

**$246.13**
TOTAL AMOUNT YOU OWE

**Jun 13, 2022**
NEW CHARGES DUE BY

## BILL SUMMARY

| | |
|---|---|
| Amount of your last bill | 493.80 |
| Payment(s) received - thank you | –493.80 |
| Balance before new charges | 0.00 |
| Total new charges | 246.13 |
| **Total amount due** | **$246.13** |

*(See reverse for billing details)*

Visit **FPL.com/PayBill** for ways to pay

## ENERGY USAGE HISTORY

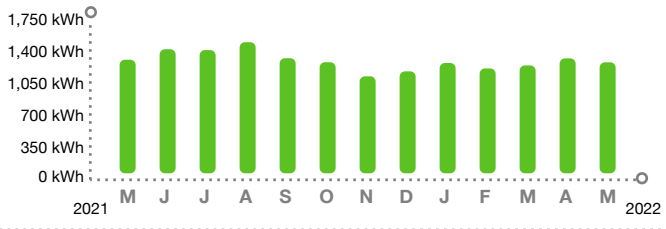


A new minimum base bill of $25, which was approved by the Florida Public Service Commission, goes into effect next month for metered GS-1 and GST-1 customers whose monthly base electric service costs fall below $25.

## KEEP IN MIND

Payments received after June 13, 2022 are considered late; a late payment charge of 1.00% will apply.

| | |
|---|---|
| Customer Service: | 800-225-5797 |
| To Report Power Outages: | 800-468-8243 |
| Hearing/Speech Impaired: | 711 (Relay Service) |

FPL
Northwest FL

/ 3* SEND SUMMARY BILL MASTER COUPON ONLY *

***Summary Bill Master***
***Account #: 24000-03642***

PIER PARK COMMUNITY DEVELOPMENT DISTRICT
C/O ACCOUNTS PAYABLE
8529 SOUTHPARK CIR STE 330
ORLANDO FL 32819-9064

Make check payable to FPL NW FL in U.S. funds and mail along with this coupon to:

FPL NORTHWEST FL
P.O. BOX 29090
MIAMI FL 33102-9090

| 21069-33118 | $246.13 | Jun 13, 2022 | $ SEND SUMMARY BILL MASTER COUPON ONLY |
|---|---|---|---|
| ACCOUNT NUMBER | TOTAL AMOUNT OWED | NEW CHARGES DUE BY | AMOUNT ENCLOSED |

## BILL DETAILS

| | | |
|---|---|---|
| Amount of your last bill | | 493.80 |
| Payment(s) received - thank you | | –493.80 |
| Balance before new charges | | $0.00 |
| **New Charges** | | |
| Rate: GS-1 GENERAL SVC NON-DEMAND/BUSINESS | | |
| Base charge | | 11.91 |
| Energy charge | *(1324 KWH at $0.11274)* | 149.26 |
| Fuel charge | *(1324 KWH at $0.03806)* | 50.39 |
| Electric service charges | | $211.56 |
| Gross rec. tax/Regulatory fee | | 5.58 |
| Franchise charge | | 11.36 |
| Utility tax | | 17.63 |
| Taxes and charges | | $34.57 |
| Total new charges | | $246.13 |
| **Total amount you owe** | | **$246.13** |

## METER SUMMARY

Meter reading - Meter 3281694. Next meter reading Jun 21, 2022

| Usage type | Current | - | Previous | = | Usage |
|---|---|---|---|---|---|
| kWh | 63432 | | 62108 | | 1324 |

## ENERGY USE COMPARISON

| | This Month | Last Month | Last Year |
|---|---|---|---|
| Service to | May 19, 2022 | Apr 20, 2022 | May 20, 2021 |
| kWh used | 1324 | 1371 | 1355 |
| Service days | 29 | 30 | 30 |
| kWh/day | 46 | 46 | 45 |
| Amount | $246.13 | $254.39 | $219.67 |

## Stay connected

The FPL Mobile App is the easiest way to stay connected with us. Get the app today!

**FPL.com/NWApp**

## Save energy and money

Use the Energy Checkup tool to find personalized recommendations and savings tips.

**FPL.com/BusinessCheckup**

## We are here to help

If you are experiencing hardship as a result of the coronavirus (COVID-19) and need help with your bill, there are resources available.

**FPL.com/Help**

When you pay by check, you authorize FPL to process your payment electronically or as a draft. If your payment is processed electronically, your checking account may be debited on the same day we receive the check and your check will not be returned with your checking account statement.

FPL does not agree to any restrictions, conditions or endorsements placed on any bill statement or payments such as check, money order or other forms of payment. We will process the payment as if these restrictions or conditions do not exist.

FPL
Northwest FL

**Electric Bill Statement**
**For:** Apr 23, 2022 to May 23, 2022 (31 days)
**Statement Date:** May 23, 2022
**Account Number:** 21092-86761
**Service Address:**
15700 L C HILTON JR DR IRRIGATION
PANAMA CITY BEACH, FL 32413-0810

**Hello Pier Park Community Development District,**
**Here's what you owe for this billing period.**

## CURRENT BILL

**$56.50**
TOTAL AMOUNT YOU OWE

**Jun 13, 2022**
NEW CHARGES DUE BY

## ENERGY USAGE HISTORY

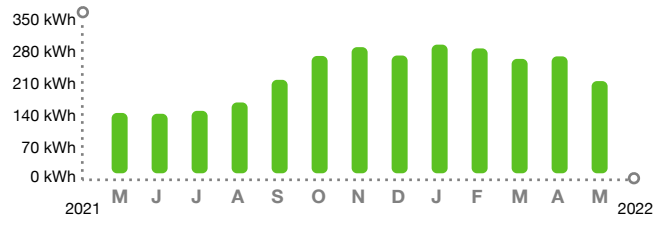


## BILL SUMMARY

| | |
|---|---|
| Amount of your last bill | 134.02 |
| Payment(s) received - thank you | –134.02 |
| Balance before new charges | 0.00 |
| Total new charges | 56.50 |
| **Total amount due** | **$56.50** |

*(See reverse for billing details)*

Visit **FPL.com/PayBill** for ways to pay

A new minimum base bill of $25, which was approved by the Florida Public Service Commission, goes into effect next month for metered GS-1 and GST-1 customers whose monthly base electric service costs fall below $25.

| | |
|---|---|
| Customer Service: | 800-225-5797 |
| To Report Power Outages: | 800-468-8243 |
| Hearing/Speech Impaired: | 711 (Relay Service) |

FPL
Northwest FL

/ 3* SEND SUMMARY BILL MASTER COUPON ONLY *

***Summary Bill Master***
***Account #: 24000-03642***

PIER PARK COMMUNITY DEVELOPMENT DISTRICT
C/O ACCOUNTS PAYABLE
8529 SOUTHPARK CIR STE 330
ORLANDO FL 32819-9064

Make check payable to FPL NW FL in U.S. funds and mail along with this coupon to:

FPL NORTHWEST FL
P.O. BOX 29090
MIAMI FL 33102-9090

| 21092-86761 | $56.50 | Jun 13, 2022 | $ SEND SUMMARY BILL MASTER COUPON ONLY |
|---|---|---|---|
| ACCOUNT NUMBER | TOTAL AMOUNT OWED | NEW CHARGES DUE BY | AMOUNT ENCLOSED |

## BILL DETAILS

| | | |
|---|---|---|
| Amount of your last bill | | 134.02 |
| Payment(s) received - thank you | | –134.02 |
| Balance before new charges | | $0.00 |
| **New Charges** | | |
| Rate: GS-1 GENERAL SVC NON-DEMAND/BUSINESS | | |
| Base charge | | 11.91 |
| Energy charge | *(220 KWH at $0.11274)* | 24.80 |
| Fuel charge | *(220 KWH at $0.03806)* | 8.37 |
| Electric service charges | | $45.08 |
| Gross rec. tax/Regulatory fee | | 1.19 |
| Franchise charge | | 2.42 |
| Utility tax | | 3.94 |
| Florida sales tax | | 3.38 |
| Discretionary sales surtax | | 0.49 |
| Taxes and charges | | $11.42 |
| Total new charges | | $56.50 |
| **Total amount you owe** | | **$56.50** |

## METER SUMMARY

Meter reading - Meter 7428731. Next meter reading Jun 22, 2022

| Usage type | Current | - | Previous | = | Usage |
|---|---|---|---|---|---|
| kWh | 18583 | | 18363 | | 220 |

## ENERGY USE COMPARISON

| | This Month | Last Month | Last Year |
|---|---|---|---|
| Service to | May 23, 2022 | Apr 22, 2022 | May 22, 2021 |
| kWh used | 220 | 279 | 144 |
| Service days | 31 | 30 | 31 |
| kWh/day | 7 | 9 | 5 |
| Amount | $56.50 | $67.60 | $53.62 |

## Stay connected

The FPL Mobile App is the easiest way to stay connected with us. Get the app today!

**FPL.com/NWApp**

## Save energy and money

Use the Energy Checkup tool to find personalized recommendations and savings tips.

**FPL.com/BusinessCheckup**

## We are here to help

If you are experiencing hardship as a result of the coronavirus (COVID-19) and need help with your bill, there are resources available.

**FPL.com/Help**

When you pay by check, you authorize FPL to process your payment electronically or as a draft. If your payment is processed electronically, your checking account may be debited on the same day we receive the check and your check will not be returned with your checking account statement.

FPL does not agree to any restrictions, conditions or endorsements placed on any bill statement or payments such as check, money order or other forms of payment. We will process the payment as if these restrictions or conditions do not exist.

**Rizzetta & Company, Inc.**
**3434 Colwell Avenue**
**Suite 200**
**Tampa FL 33614**

# Invoice

| Date | Invoice # |
|---|---|
| 6/1/2022 | INV0000068696 |

**Bill To:**

PIER PARK CDD
3434 Colwell Avenue, Suite 200
Tampa FL 33614

| Services for the month of | Terms | Client Number |
|---|---|---|
| June | Upon Receipt | 00370 |

| Description | Qty | Rate | Amount |
|---|---|---|---|
| Accounting Services | 1.00 | $2,475.42 | $2,475.42 |
| Administrative Services | 1.00 | $777.33 | $777.33 |
| Email Accounts, Admin & Maintenance | 5.00 | $15.00 | $75.00 |
| Financial & Revenue Collections | 1.00 | $437.50 | $437.50 |
| Management Services | 1.00 | $2,587.50 | $2,587.50 |
| Website Compliance & Management | 1.00 | $100.00 | $100.00 |

Date Rec'd Rizzetta & Co., Inc. 06.16.22
D/M approval [signature] Date 6/17/22
Date entered 06.16.22

| | | | |
|---|---|---|---|
| Fund 001 | GL 51300 | OC 3201 | 1527.34 |
| 100 | 51300 | 3201 | 948.08 |
| Check # 001 | 51300 | 3100 | 777.33 |
| 001 | 51300 | 5103 | 75 |
| 001 | 51300 | 3111 | 437.50 |
| 001 | 51300 | 3101 | 2587.50 |
| 001 | 51300 | 5103 | 100 |

# Invoice

**Include Invoice Number with Payment**

**Invoice No.:** SM38399
**Date:** 5/1/2022

**38001 Brownsvillage Rd., Slidell, LA 70460**

**Bill to:** Pier Park Comm. Dev. District
3434 Colwell Avenue
Suite 200
Tampa, FL 33614

**Service at:** Pier Park Comm. Dev. District
120 Richard Jackson Blvd.
Suite 220
Panama City Bch, FL 32407

**Customer Email:** cddinvoice@rizzetta.com
**Customer ID:** PPCDD
**Terms:** Net 30 days
**Special Instructions:** Pier Park CDD
**Reference:** 89-20140-FL

| Description | Date | Quantity | Unit Price | Amount |
|---|---|---|---|---|
| Landscape Maintenance for the month of May | | 1.00 | 15,016.98 | 15,016.98 |

Date Rec'd Rizzetta & Co., Inc. 05.03.22
D/M approval [signature] Date 5/6/22
Date entered 05.06.22
Fund _____ GL _____ OC _____
Check # _____

| | | | |
|---|---|---|---|
| 001 | 53900 | 4604 | 6,472.38 |
| 001 | 53900 | 4607 | 724.63 |
| 001 | 53900 | 4608 | 3,041.71 |
| 001 | 53900 | 4904 | 914.46 |
| 001 | 53900 | 4909 | 1,168.75 |
| 100 | 53900 | 4608 | 389.14 |
| 100 | 53900 | 4909 | 469.80 |
| 100 | 57200 | 4611 | 1,490.57 |
| 100 | 57200 | 4614 | 147.41 |
| 100 | 57200 | 4618 | 90.10 |
| 100 | 57200 | 4637 | 108.03 |

**Thank you!**
**If you have any questions please feel free to call**
**(985) 643-2427 ext 125**

| | |
|---|---|
| Subtotal: | 15,016.98 |
| Sales Tax: | 0.00 |
| Fuel Surcharge: | 375.42 |
| **Total Due:** | **15,392.40** |

**Include Invoice Number with Payment**

**A service charge of 1 1/2% per month (18% per annum) will be charged on all past due amounts.**

**MAKE PAYABLE & MAIL TO: Rotolo Consultants, Inc.**
**38001 Brownsvillage Rd., Slidell, Louisiana 70460 Office (985) 643-2427 Fax (985) 643-2691**

# Invoice

**Include Invoice Number with Payment**

**Invoice No.:** SM39185
**Date:** 6/1/2022

RCI
LANDSCAPE • MAINTENANCE • CONSTRUCTION

**38001 Brownsvillage Rd., Slidell, LA 70460**

**Bill to:** Pier Park Comm. Dev. District
3434 Colwell Avenue
Suite 200
Tampa, FL 33614

**Service at:** Pier Park Comm. Dev. District
120 Richard Jackson Blvd.
Suite 220
Panama City Bch, FL 32407

**Customer Email:** cddinvoice@rizzetta.com
**Customer ID:** PPCDD
**Terms:** Net 30 days
**Special Instructions:** Pier Park CDD
**Reference:** 89-20140-FL

| Description | Date | Quantity | Unit Price | Amount |
|---|---|---|---|---|
| Landscape Maintenance for the month of June | | 1.00 | 15,016.98 | 15,016.98 |

Date Rec'd Rizzetta & Co., Inc. 06.01.22
D/M approval [signature] Date 6/14/22
Date entered 06.10.22
Check #

| Fund | GL | OC | |
|---|---|---|---|
| 001 | 53900 | 4604 | 6472.38 |
| 001 | 53900 | 4607 | 724.63 |
| 001 | 53900 | 4608 | 3041.71 |
| 001 | 53900 | 4904 | 914.46 |
| 001 | 53900 | 4909 | 1168.75 |
| 100 | 53900 | 4608 | 389.14 |
| 100 | 53900 | 4909 | 469.80 |
| 100 | 57200 | 4611 | 1490.57 |
| 100 | 57200 | 4614 | 147.41 |
| 100 | 57200 | 4618 | 90.10 |
| 100 | 57200 | 4637 | 108.03 |

**Thank you!**
**If you have any questions please feel free to call**
**(985) 643-2427 ext 125**

| | |
|---|---|
| Subtotal: | 15,016.98 |
| Sales Tax: | 0.00 |
| Fuel Surcharge: | 375.42 |
| **Total Due:** | **15,392.40** |

**Include Invoice Number with Payment**

**A service charge of 1 1/2% per month (18% per annum) will be charged on all past due amounts.**

**MAKE PAYABLE & MAIL TO: Rotolo Consultants, Inc.**
**38001 Brownsvillage Rd., Slidell, Louisiana 70460 Office (985) 643-2427 Fax (985) 643-2691**

# SIMON PROPERTY GROUP

# INVOICE

*Pier Park*

600 Pier Park Drive, Suite 125
Panama City Beach, FL 32413
Phone 850-236-9974 Fax 850-236-0681

**DATE:** June 1, 2022
**INVOICE #** 201153
**FOR:** *Monthly Management*

**Bill To:**
Pier Park CDD c/o Simon Property Group Management Office
600 Pier Park Drive, Ste 125
Panama City Beach, FL 32413

| DESCRIPTION | AMOUNT |
|---|---|
| July Management Fee | $ 3,110.80 |
| Date Rec'd Rizzetta & Co., Inc. 06.01.22 | |
| D/M approval [signature] Date 6/14/22 | |
| Date entered 06.10.22 | |
| Fund 001 GL 57200 OC 3305 | 950.66 |
| Fund 100 GL 57200 OC 3305 | 2160.14 |
| Check # | |
| Date 6-1-22 | |
| Entity # | |
| G/L Coding | |
| Amount $ | |
| OK to Pay | |
| PO/Contract/Uncovered | |
| Discrepancy | |
| Approval [signature] | |
| **TOTAL** | **$ 3,110.80** |

Net 30 days
Make all checks payable to: **Pier Park**
If you have any questions concerning this invoice,
contact Angela Waller at 850-236-9974 or by email : AngelaWaller@simon.com

TEK DISTRIBUTORS, INC.
3227 N EAST AVE.
PANAMA CITY, FL 32405
850-872-9110
850-872-9111FAX
1-888-TEK-3036 TOLL FREE
WWW.TEKDIST.COM

# Invoice

| Date | Invoice # |
|---|---|
| 3/2/2022 | 404978 |

**Bill To**

Pier Park CDD
C/O Rizzetta & Company
3434 Colwell Ave, Suite 200
Tampa, FL 33614

**Ship To**

***BRYAN 850-737-6875
OR 850-319-0081**
PIER PARK CDD
600 PIER PARK DR SUITE 125

| P.O. No. | Terms | Rep | Customer # |
|---|---|---|---|
| | Net 30 | BMB | PIER0601 |

| Qty | Item Code | Description | Price Each | Amount |
|---|---|---|---|---|
| 40 | LINERBLK23658 | (Nova385820B)TEK523 38X58 2.0EQ BLACK LINER-100 | 47.36 | 1,894.40 |

Date Rec'd Rizzetta & Co., Inc. 06.01.22
D/M approval [signature] Date 6/14/22
Date entered 06.10.22
Fund 100 GL 57200 OC 4629
Check #

a1

| | |
|---|---|
| **Subtotal** | $1,894.40 |
| **Sales Tax (7.0%)** | $0.00 |
| **Total** | $1,894.40 |

# INVOICE

The Lake Doctors, Inc.
Aquatic Management Services

4651 Salisbury Rd., Suite155, Jacksonville, FL 32256
PH: (904) 431-3914

| | |
|---|---|
| Invoice # | 657808 |
| Account # | 709713 |
| Invoice Date | 6/1/2022 |
| Due Date | 6/11/2022 |
| Rep | MTS |

**Bill To**

PIER PARK CDD
C/O RIZZETTA & COMPANY
3434 COLWELL AVE.
SUITE 200
TAMPA, FL 33614

Invoice Questions:
AR@LakeDoctors.com

| Purchase Order Number | Terms | Invoice Date Reflects Month of Service Provided |
|---|---|---|
| | NET 10 DAYS | |

| Item | Description | Amount |
|---|---|---|
| | Monthly Water Management Service (R) | 617.00 |
| | Date Rec'd Rizzetta & Co., Inc. 06.06.22 | |
| | D/M approval Date 6/14/22 | |
| | Date entered 06.10.22 | |
| | Fund 001 GL 53800 OC 4625 | 431.90 |
| | 001 53800 4625 | 185.10 |
| | Check # | |
| **OUTSTANDING BALANCE** | **$617.00** | |
| | **Total Invoice** | **$617.00** |

**Thank you! For your business!**

**Please include your account number and invoice number on your check with your remittance stub.**
**Please remit payments to: The Lake Doctors, Inc.**
**LOCKBOX**
**PO Box 20122**
**Tampa, FL 33622-0122**

Remittance Stub

| Amount Enclosed |
|---|
| |

| | |
|---|---|
| Invoice # | 657808 |
| Account # | 709713 |
| Date | 6/1/2022 |

**Bill To**

PIER PARK CDD
C/O RIZZETTA & COMPANY
3434 COLWELL AVE.
SUITE 200
TAMPA, FL 33614

**For address and contact updates, please email us at customerservice@lakedoctors.com.**

IF PAYING BY CREDIT CARD, FILL OUT BELOW
____ Mastercard ____ Visa ____ American Express
Card # _____
Card Verification # _____
Exp. Date # _____
Print Name _____
Billing Address: ____ Check box if same as above
_____
_____
Signature _____

ALLIED UNIVERSAL
JANITORIAL SERVICES
*There for you.*

Eight Tower Bridge
161 Washington Street, Suite 600
Conshohocken, PA 19428
(626) 310-8000

Invoice Date
**05/26/2022**

Invoice Number
**12766516**

To ensure proper application, please reference this invoice number on your remittance advice.

**PLEASE REMIT PAYMENT TO:**
Allied Universal Janitorial Services
PO Box 31001-2374
Pasadena, CA 91110-2374

Total Amount Due:
(USD) **$5,942.71**

Terms:
**Net 30 Days**

Pier Park Community Development District
120 Richard Jackson Blvd
Ste 220
Panama City Beach, FL 32407

Service Location: **5222000** Customer: **5215000** Billing Period: **05/01/2022 - 05/31/2022**
**Pier Park**
600 S Pier Park Dr Ste 125
Panama City Beach, FL 32413-2179

| Description | Quantity | UOM | Price | Amount |
|---|---|---|---|---|
| Janitorial Service | 1.00 | HR | 5,942.71 | 5,942.71 |
| **Subtotal** | | | | **5,942.71** |
| **Sales Tax Subtotal** | | | | **0.00** |
| **Total for - Pier Park** | | | | **5,942.71** |

Date Rec'd Rizzetta & Co., Inc. 06.01.22
D/M approval [signature] Date 6/14/22
Date entered 06.10.22
Fund 001 GL 57200 OC 4626 1961.10
100 57200 4628 3981.61
Check #

Date 6-1-22
Entity #
G/L Coding
Amount $
OK to Pay
PO/Contract/Uncovered
Discrepancy
Approval [signature]

| Subtotal | |
|---|---|
| | $5,942.71 |
| **Sales Tax** | |
| | $0.00 |
| **Total Amount Due:** | |
| (USD) | $5,942.71 |

# BUSINESS ITEMS

# Tab 4

**AGREEMENT BETWEEN THE PIER PARK COMMUNITY DEVELOPMENT DISTRICT AND THE LAKE DOCTORS, INC. FOR WATER MANAGEMENT SERVICES**

**THIS AGREEMENT** ("Agreement") is made and entered into this 7th day of July 2022, by and between:

**Pier Park Community Development District**, a local unit of special purpose government established pursuant to Chapter 190, Florida Statutes, located in Bay County, Florida, with a mailing address of 3434 Colwell Avenue, Suite 200, Tampa, Florida 33614 ("District"), and

**The Lake Doctors, Inc.,** a Florida corporation, with a mailing address of 3543 State Road 419, Winter Springs, Florida 32708 ("Contractor", together with District, "Parties").

## RECITALS

**WHEREAS,** the District was established for the purpose of planning, financing, constructing, operating and/or maintaining certain infrastructure; and

**WHEREAS,** the District owns, operates and maintains seven (7) ponds; and

**WHEREAS,** the District desires to enter into an agreement with an independent contractor to provide water management services for the Facilities; and

**WHEREAS,** Contractor submitted a proposal and represents that it is qualified to provide water management services and has agreed to provide to the District those services identified in **Exhibit A**, attached hereto and incorporated by reference herein ("Services"); and

**WHEREAS,** the District and Contractor warrant and agree that they have all right, power and authority to enter into and be bound by this Agreement.

**NOW, THEREFORE**, in consideration of the recitals, agreements, and mutual covenants contained herein, and other good and valuable consideration, the receipt and sufficiency of which are hereby acknowledged by the Parties, the Parties agree as follows:

**SECTION 1. INCORPORATION OF RECITALS**. The recitals so stated are true and correct and by this reference are incorporated into and form a material part of this Agreement.

**SECTION 2. DESCRIPTION OF WORK AND SERVICES.**

**A.** The District desires that the Contractor provide professional water management services within presently accepted standards. Upon all Parties signing this Agreement, the Contractor shall provide the District with the Services identified in **Exhibit A**.

**B.** While providing the Services, the Contractor shall assign such staff as may be required, and such staff shall be responsible for coordinating, expediting, and controlling all aspects to assure completion of the Services.

**C.** The Contractor shall provide the Services as shown in **Section 3** of this Agreement. Contractor shall solely be responsible for the means, manner and methods by which its duties, obligations and responsibilities are met to the satisfaction of the District.

**D.** This Agreement grants to Contractor the right to enter the lands that are subject to this Agreement, for those purposes described in this Agreement, and Contractor hereby agrees to comply with all applicable laws, rules, and regulations.

**SECTION 3. SCOPE OF WATER MANAGEMENT SERVICES.** The Contractor will provide water management services for the seven (7) ponds throughout the District. The duties, obligations, and responsibilities of Contractor are to provide the material, tools, skill and labor necessary for the Services attached as **Exhibit A**. To the extent any of the provisions of this Agreement are in conflict with the provisions of **Exhibit A**, this Agreement controls.

**SECTION 4. MANNER OF CONTRACTOR'S PERFORMANCE.** The Contractor agrees, as an independent contractor, to undertake work and/or perform such services as specified in this Agreement or any addendum executed by the Parties or in any authorized written work order by the District issued in connection with this Agreement and accepted by the Contractor. All work shall be performed in a neat and professional manner reasonably acceptable to the District and shall be in accordance with industry standards. The performance of the Services by the Contractor under this Agreement and related to this Agreement shall conform to any written instructions issued by the District.

**A.** Should any work and/or services be required which are not specified in this Agreement or any addenda, but which are nevertheless necessary for the proper provision of services to the District, such work or services shall be fully performed by the Contractor as if described and delineated in this Agreement.

**B.** The Contractor agrees that the District shall not be liable for the payment of any work or services not included in **Section 3** unless the District, through an authorized representative of the District, authorizes the Contractor, in writing, to perform such work.

**C.** The District shall designate in writing a person to act as the District's representative with respect to the services to be performed under this Agreement. The District's representative shall have complete authority to transmit instructions, receive information, interpret and define the District's policies and decisions with respect to materials, equipment, elements, and systems pertinent to the Contractor's services.

**(1)** The District hereby designates the District Manager to act as its representative.

**(2)** Upon request by the District Manager, the Contractor agrees to meet with

the District's representative to walk the property to discuss conditions, schedules, and items of concern regarding this Agreement.

**D.** Contractor shall use all due care to protect the property of the District, its residents, and landowners from damage. Contractor agrees to repair any damage resulting from Contractor's activities and work within twenty-four (24) hours.

**SECTION 5. COMPENSATION; TERM.**

**A.** As compensation for the Services described in this Agreement, the District agrees to pay the Contractor six hundred and forty-eight dollars ($648.00) per month. The term of this Agreement shall be from August 2022 through September 30, 2023 unless terminated earlier by either party in accordance with the provisions of this Agreement.

**B.** If the District should desire additional work or services, or to add additional areas to be maintained, the Contractor agrees to negotiate in good faith to undertake such additional work or services. Upon successful negotiations, the Parties shall agree in writing to an, addendum, addenda, or change order to this Agreement. The Contractor shall be compensated for such agreed additional work or services based upon a payment amount acceptable to the Parties and agreed to in writing.

**C.** The District may require, as a condition precedent to making any payment to the Contractor that all subcontractors, materialmen, suppliers or laborers be paid and require evidence, in the form of Lien Releases or partial Waivers of Lien, to be submitted to the District by those subcontractors, material men, suppliers or laborers, and further require that the Contractor provide an Affidavit relating to the payment of said indebtedness. Further, the District shall have the right to require, as a condition precedent to making any payment, evidence from the Contractor, in a form satisfactory to the District, that any indebtedness of the Contractor, as to services to the District, has been paid and that the Contractor has met all of the obligations with regard to the withholding and payment of taxes, Social Security payments, Workmen's Compensation, Unemployment Compensation contributions, and similar payroll deductions from the wages of employees.

**D.** The Contractor shall maintain records conforming to usual accounting practices. As soon as may be practicable at the beginning of each month, the Contractor shall invoice the District for all services performed in the prior month and any other sums due to the Contractor. The District shall pay the invoice amount within seven (7) days after the invoice date. The Contractor may cease performing services under this Agreement if any payment due hereunder is not paid within seven (7) days of the invoice date. Each monthly invoice will include such supporting information as the District may reasonably require the Contractor to provide.

**SECTION 4. INSURANCE.**

**A.** The Contractor shall maintain throughout the term of this Agreement the following insurance:

**(1)** Worker's Compensation Insurance in accordance with the laws of the State of Florida.

**(2)** Commercial General Liability Insurance covering the Contractor's legal liability for bodily injuries, with limits of not less than $1,000,000 combined single limit bodily injury and property damage liability, and covering at least the following hazards:

**(i)** Independent Contractors Coverage for bodily injury and property damage in connection with any subcontractors' operation.

**(3)** Employer's Liability Coverage with limits of at least $1,000,000 (one million dollars) per accident or disease.

**(4)** Automobile Liability Insurance for bodily injuries in limits of not less than $1,000,000 combined single limit bodily injury and for property damage, providing coverage for any accident arising out of or resulting from the operation, maintenance, or use by the Contractor of any owned, non-owned, or hired automobiles, trailers, or other equipment required to be licensed.

**B.** The District, its staff, consultants and supervisors shall be named as additional insured. The Contractor shall furnish the District with the Certificate of Insurance evidencing compliance with this requirement. No certificate shall be acceptable to the District unless it provides that any change or termination within the policy periods of the insurance coverage, as certified, shall not be effective within seven (7) days of prior written notice to the District. Insurance coverage shall be from a reputable insurance carrier, licensed to conduct business in the State of Florida.

**C.** If the Contractor fails to have secured and maintained the required insurance, the District has the right but not the obligation to secure such required insurance in which event the Contractor shall pay the cost for that required insurance and shall furnish, upon demand, all information that may be required in connection with the District's obtaining the required insurance.

**SECTION 5. INDEMNIFICATION.**

**A.** Contractor agrees to defend, indemnify, and hold harmless the District and its officers, agents, employees, successors, assigns, members, affiliates, or representatives from any and all liability, claims, actions, suits, liens, demands, costs, interest, expenses, damages, penalties, fines, judgments against the District, or loss or damage, whether monetary or otherwise, arising out of, wholly or in part by, or in connection with the Services to be performed by Contractor, its subcontractors, its employees and agents in connection with this Agreement, including litigation, mediation, arbitration, appellate, or settlement proceedings with respect thereto. Additionally, nothing in this Agreement requires Contractor to indemnify the District for the District's percentage of fault if the District is adjudged to be more than 50% at fault for any claims against the District and Contractor as jointly liable parties; however, Contractor shall indemnify the District for

any and all percentage of fault attributable to Contractor for claims against the District, regardless whether the District is adjudged to be more or less than 50% at fault.

**B.** Obligations under this section shall include the payment of all settlements, judgments, damages, liquidated damages, penalties, forfeitures, back pay awards, court costs, arbitration and/or mediation costs, litigation expenses, attorneys' fees, paralegal fees, expert witness fees (incurred in court, out of court, on appeal, or in bankruptcy proceedings), any interest, expenses, damages, penalties, fines, or judgments against the District.

**SECTION 9. LIMITATIONS ON GOVERNMENTAL LIABILITY.** Nothing in this Agreement shall be deemed as a waiver of the District's sovereign immunity or the District's limits of liability as set forth in Section 768.28, *Florida Statutes*, or other statute, and nothing in this Agreement shall inure to the benefit of any third party for the purpose of allowing any claim which would otherwise be barred under such limitations of liability or by operation of law.

**SECTION 6. COMPLIANCE WITH GOVERNMENTAL REGULATION.** The Contractor shall keep, observe, and perform all requirements of applicable local, State, and Federal laws, rules, regulations, or ordinances. If the Contractor fails to notify the District in writing within five (5) days of the receipt of any notice, order, required to comply notice, or a report of a violation or an alleged violation, made by any local, State, or Federal governmental body or agency or subdivision thereof with respect to the services being rendered under this Agreement or any action of the Contractor or any of its agents, servants, employees, or materialmen, or with respect to terms, wages, hours, conditions of employment, safety appliances, or any other requirements applicable to provision of services, or fails to comply with any requirement of such agency within five (5) days after receipt of any such notice, order, request to comply notice, or report of a violation or an alleged violation, the District may terminate this Agreement, such termination to be effective upon the giving of notice of termination.

**SECTION 7. LIENS AND CLAIMS.** The Contractor shall promptly and properly pay for all labor employed, materials purchased, and equipment hired by it to perform under this Agreement. The Contractor shall keep the District's property free from any materialmen's or mechanic's liens and claims or notices in respect to such liens and claims, which arise by reason of the Contractor's performance under this Agreement, and the Contractor shall immediately discharge any such claim or lien. In the event that the Contractor does not pay or satisfy such claim or lien within three (3) business days after the filing of notice thereof, the District, in addition to any and all other remedies available under this Agreement, may terminate this Agreement to be effective immediately upon the giving of notice of termination.

**SECTION 8. DEFAULT AND PROTECTION AGAINST THIRD PARTY INTERFERENCE.** A default by either party under this Agreement shall entitle the other to all remedies available at law or in equity, which may include, but not be limited to, the right of damages, injunctive relief, and/or specific performance. The District shall be solely responsible for enforcing its rights under this Agreement against any interfering third party. Nothing contained in this Agreement shall limit or impair the District's right to protect its rights from interference by a third party to this Agreement.

**SECTION 9. CUSTOM AND USAGE.** It is hereby agreed, any law, custom, or usage to the contrary notwithstanding, that the District shall have the right at all times to enforce the conditions and agreements contained in this Agreement in strict accordance with the terms of this Agreement, notwithstanding any conduct or custom on the part of the District in refraining from so doing; and further, that the failure of the District at any time or times to strictly enforce its rights under this Agreement shall not be construed as having created a custom in any way or manner contrary to the specific conditions and agreements of this Agreement, or as having in any way modified or waived the same.

**SECTION 10. SUCCESSORS.** This Agreement shall inure to the benefit of and be binding upon the heirs, executors, administrators, successors, and assigns of the Parties to this Agreement, except as expressly limited in this Agreement.

**SECTION 11. TERMINATION.** The District agrees that the Contractor may terminate this Agreement with cause by providing seven (7) days' written notice of termination to the District stating a failure of the District to perform according to the terms of this Agreement; provided, however, that the District shall be provided a reasonable opportunity to cure any failure under this Agreement. The Contractor agrees that the District may terminate this Agreement immediately for cause by providing written notice of termination to the Contractor. The District shall provide seven (7) days' written notice of termination without cause. Upon any termination of this Agreement, the Contractor shall be entitled to payment for all work and/or services rendered up until the effective termination of this Agreement, subject to whatever claims or off-sets the District may have against the Contractor.

**SECTION 12. PERMITS AND LICENSES.** All permits and licenses required by any governmental agency directly for the District shall be obtained and paid for by the District. All other permits or licenses necessary for the Contractor to perform under this Agreement shall be obtained and paid for by the Contractor.

**SECTION 13. ASSIGNMENT.** Neither the District nor the Contractor may assign this Agreement without the prior written approval of the other. Any purported assignment without such approval shall be void.

**SECTION 14. INDEPENDENT CONTRACTOR STATUS.** In all matters relating to this Agreement, the Contractor shall be acting as an independent contractor. Neither the Contractor nor employees of the Contractor, if there are any, are employees of the District under the meaning or application of any Federal or State Unemployment or Insurance Laws or Old Age Laws or otherwise. The Contractor agrees to assume all liabilities or obligations imposed by any one or more of such laws with respect to employees of the Contractor, if there are any, in the performance of this Agreement. The Contractor shall not have any authority to assume or create any obligation, express or implied, on behalf of the District and the Contractor shall have no authority to represent the District as an agent, employee, or in any other capacity, unless otherwise set forth in this Agreement.

**SECTION 15. HEADINGS FOR CONVENIENCE ONLY.** The descriptive headings in this Agreement are for convenience only and shall neither control nor affect the meaning or

construction of any of the provisions of this Agreement.

**SECTION 16. ENFORCEMENT OF AGREEMENT.** A default by either Party under this Agreement shall entitle the other Party to all remedies available at law or in equity. In the event that either the District or the Contractor is required to enforce this Agreement by court proceedings or otherwise, then the prevailing Party shall be entitled to recover all fees and costs incurred, including reasonable attorneys' fees and costs for trial, alternative dispute resolution, or appellate proceedings.

**SECTION 17. AGREEMENT.** This instrument shall constitute the final and complete expression of this Agreement between the Parties relating to the subject matter of this Agreement.

**SECTION 18. AMENDMENTS.** Amendments to and waivers of the provisions contained in this Agreement may be made only by an instrument in writing which is executed by both the Parties.

**SECTION 19. AUTHORIZATION.** The execution of this Agreement has been duly authorized by the appropriate body or official of the Parties, the Parties have complied with all the requirements of law, and the Parties have full power and authority to comply with the terms and provisions of this Agreement.

**SECTION 20. NOTICES.** All notices, requests, consents and other communications under this Agreement ("Notice" or "Notices") shall be in writing and shall be hand delivered, mailed by First Class Mail, postage prepaid, or sent by overnight delivery service, to the Parties, as follows:

**A.** **If to District:** Pier Park Community Development District
3434 Colwell Avenue, Suite 200
Tampa, Florida 33614
Attn: District Manager

**With a copy to:** Kutak Rock LLP
107 West College Avenue
Tallahassee, Florida 32301
Attn: District Counsel

**B.** **If to the Contractor:** The Lake Doctors, Inc.
3543 State Road 419
Winter Springs, Florida 32708
Attn: _____

Except as otherwise provided in this Agreement, any Notice shall be deemed received only upon actual delivery at the address set forth above. Notices delivered after 5:00 p.m. (at the place of delivery) or on a non-business day, shall be deemed received on the next business day. If any time for giving Notice contained in this Agreement would otherwise expire on a non-business day, the Notice period shall be extended to the next succeeding business day. Saturdays, Sundays, and legal holidays recognized by the United States government shall not be regarded as business days.

Counsel for the District and counsel for the Contractor may deliver Notices on behalf of the District and the Contractor. Any party or other person to whom Notices are to be sent or copied may notify the Parties and addressees of any change in name or address to which Notices shall be sent by providing the same on five (5) days written notice to the Parties and addressees set forth in this Agreement.

**SECTION 21. THIRD PARTY BENEFICIARIES.** This Agreement is solely for the benefit of the Parties hereto and no right or cause of action shall accrue upon or by reason, to or for the benefit of any third party not a formal party to this Agreement. Nothing in this Agreement expressed or implied is intended or shall be construed to confer upon any person or corporation other than the Parties hereto any right, remedy, or claim under or by reason of this Agreement or any of the provisions or conditions of this Agreement; and all of the provisions, representations, covenants, and conditions contained in this Agreement shall inure to the sole benefit of and shall be binding upon the Parties hereto and their respective representatives, successors, and assigns.

**SECTION 22. CONTROLLING LAW AND VENUE.** This Agreement and the provisions contained in this Agreement shall be construed, interpreted, and controlled according to the laws of the State of Florida. All actions and disputes shall be brought in the proper court and venue, which shall be Bay County, Florida.

**SECTION 23. COMPLIANCE WITH PUBLIC RECORDS LAWS.** Contractor understands and agrees that all documents of any kind provided to the District in connection with this Agreement may be public records, and, accordingly, Contractor agrees to comply with all applicable provisions of Florida law in handling such records, including but not limited to Section 119.0701, *Florida Statutes*. Contractor acknowledges that the designated public records custodian for the District is **Jim Oliver** ("Public Records Custodian"). Among other requirements and to the extent applicable by law, the Contractor shall 1) keep and maintain public records required by the District to perform the service; 2) upon request by the Public Records Custodian, provide the District with the requested public records or allow the records to be inspected or copied within a reasonable time period at a cost that does not exceed the cost provided in Chapter 119, *Florida Statutes*; 3) ensure that public records which are exempt or confidential, and exempt from public records disclosure requirements, are not disclosed except as authorized by law for the duration of the contract term and following the contract term if the Contractor does not transfer the records to the Public Records Custodian of the District; and 4) upon completion of the contract, transfer to the District, at no cost, all public records in Contractor's possession or, alternatively, keep, maintain and meet all applicable requirements for retaining public records pursuant to Florida laws. When such public records are transferred by the Contractor, the Contractor shall destroy any duplicate public records that are exempt or confidential and exempt from public records disclosure requirements. All records stored electronically must be provided to the District in a format that is compatible with Microsoft Word or Adobe PDF formats.

**IF THE CONTRACTOR HAS QUESTIONS REGARDING THE APPLICATION OF CHAPTER 119, *FLORIDA STATUTES*, TO THE CONTRACTOR'S DUTY TO PROVIDE PUBLIC RECORDS RELATING TO THIS CONTRACT, CONTACT THE CUSTODIAN OF PUBLIC RECORDS AT 904-940-5850,**

**JOLIVER@GMSNFCOM, 475 WEST TOWN PLACE, SUITE 114, ST. AUGUSTINE, FLORIDA 32092.**

**SECTION 24. SEVERABILITY.** The invalidity or unenforceability of any one or more provisions of this Agreement shall not affect the validity or enforceability of the remaining portions of this Agreement, or any part of this Agreement not held to be invalid or unenforceable.

**SECTION 25. ARM'S LENGTH TRANSACTION.** This Agreement has been negotiated fully between the Parties as an arm's length transaction. The Parties participated fully in the preparation of this Agreement with the assistance of their respective counsel. In the case of a dispute concerning the interpretation of any provision of this Agreement, the Parties are each deemed to have drafted, chosen, and selected the language, and any doubtful language will not be interpreted or construed against any party.

**SECTION 26. COUNTERPARTS.** This Agreement may be executed in any number of counterparts, each of which when executed and delivered shall be an original; however, all such counterparts together shall constitute, but one and the same instrument. Additionally, the Parties acknowledge and agree that the Agreement may be executed by electronic signature, which shall be considered as an original signature for all purposes and shall have the same force and effect as an original signature. Without limitation, "electronic signature" shall include faxed versions of an original signature, electronically scanned and transmitted versions (e.g. via PDF) of an original signature, or signatures created in a digital format.

**SECTION 27. E-VERIFY.** The Contractor shall comply with and perform all applicable provisions of Section 448.095, *Florida Statutes*. Accordingly, to the extent required by Florida Statute, Contractor shall register with and use the United States Department of Homeland Security's E-Verify system to verify the work authorization status of all newly hired employees. The District may terminate this Agreement immediately for cause if there is a good faith belief that the Contractor has knowingly violated Section 448.091, *Florida Statutes*. By entering into this Agreement, the Contractor represents that no public employer has terminated a contract with the Contractor under Section 448.095(2)(c), *Florida Statutes*, within the year immediately preceding the date of this Agreement.

[CONTINUED ON FOLLOWING PAGE]

**IN WITNESS WHEREOF**, the Parties hereto have signed and sealed this Agreement on the day and year first written above.

**PIER PARK COMMUNITY DEVELOPMENT DISTRICT**

_____
Chairperson, Board of Supervisors

**THE LAKE DOCTORS, INC.**

_____
By: _____
Its: _____

**Exhibit A**: Scope of Services

# Exhibit A

The Lake Doctors, Inc.
Aquatic Management Services

Corporate Offices
3543 State Road 419
Winter Springs, FL 32708
1-800-666-5253
lakes@lakedoctors.com
www.lakedoctors.com

## Water Management Agreement

**MTS/709713**

This Agreement, made this _____ day of _____ 20___ is between The Lake Doctors, Inc., a Florida Corporation, hereinafter called "THE LAKE DOCTORS" and

**NAME** Pier Park Community Development District

**BILLING ADDRESS** c/o Rizzetta & Company 3434 Colwell Ave., Suite 200

**CITY** Tampa **STATE** FL **ZIP** 33614 **PHONE** (850) 334-9055

**EMAIL ADDRESS** komera@rizzetta.com

**IF YOU WOULD LIKE YOUR INVOICE EMAILED, CHECK HERE:** X (Send invoices to cddinvoice@rizzetta.com

Hereinafter called "CUSTOMER"

**REQUESTED START DATE: August 1, 2022**

**PURCHASE ORDER #:** _____

The parties hereto agree to follows:

A. THE LAKE DOCTORS agrees to manage certain lakes and/or waterways for a period of twenty four (24) months from the date of execution of this Agreement in accordance with the terms and conditions of this Agreement in the following location(s):

**Seven (7) storm water holding ponds associated with Pier Park CDD, Panama City Beach, Fl.**

Includes twelve (12) inspections and treatments as necessary for vegetation management. May include in water cleaning and adjustment of aeration equipment and/or fountains(s).

B. CUSTOMER agrees to pay THE LAKE DOCTORS, its agents or assigns, the following sum for specified aquatic management services:

| | | | |
|---|---|---|---|
| 1. | Vegetation management – 12 visits | $ | 648.00 per month |
| | A. Underwater and floating vegetation control | $ | INCLUDED |
| | B. Shoreline grass and brush control | $ | INCLUDED |
| 2. | Monthly written service reports | $ | INCLUDED |
| 3. | Monthly pond dye application | $ | NA |
| 4. | Monthly Biologicals for nutrient and organics remediation – **Note: these specialized applications utilize aerobic bacteria therefore are more effective with properly sized aeration systems. Please consult The Lake Doctors for aeration if you do not already have in place.** | $ | NA |
| 5. | Cleaning of aeration equipment and/or fountain(s): | $ | NA |
| | Total of Services Accepted | $ | **648.00 per month** |

**The above sum-total shall be due and payable** in monthly installments **of $648.00/month,** including any additional costs such as sales taxes, permitting fees, monitoring, reporting, water testing and related costs mandated by any governmental or regulatory body related to service under this Agreement.

C. THE LAKE DOCTORS uses products which, in its sole discretion, will provide effective and safe results.

D. THE LAKE DOCTORS agrees to commence treatment within **fifteen (15)** business days, weather permitting, from the date of receipt of this executed Agreement plus initial deposit and/or required government permits.

E. The offer contained herein is withdrawn and this Agreement shall have no further force and effect unless executed and returned by CUSTOMER to THE LAKE DOCTORS on or before August 1, 2022.

F. The terms and conditions appearing on the reverse side form an integral part of this Agreement, and CUSTOMER hereby acknowledges that he has read and is familiar with the contents thereof. Agreement must be returned in its entirety to be considered valid.

THE LAKE DOCTORS, INC.

Signed _____

**MATTHEW T. SCOTT, REGIONAL MANAGER**

CUSTOMER

Signed _____ Dated _____

Name _____

# TERMS AND CONDITIONS

1) The Underwater and Floating Vegetation Control Program will be conducted in a manner consistent with good water management practice using the following methods and techniques when applicable.
   a) Periodic treatments to maintain control of noxious submersed, floating and emersed aquatic vegetation and algae. CUSTOMER understands that some beneficial vegetation may be required in a body of water to maintain a balanced aquatic ecological system.
   b) Determination of dissolved oxygen levels prior to treatment, as deemed necessary, to ensure that oxygen level is high enough to allow safe treatment. Additional routine water analysis and/or bacteriological analysis may be performed if required for success of the water management program.
   c) Where applicable, treatment of only one-half or less of the entire body of water at any one time to ensure safety to fish and other aquatic life. However, THE LAKE DOCTORS shall not be liable for loss of any exotic or non-native fish or vegetation. Customer must also notify THE LAKE DOCTORS if any exotic fish exist in lake or pond prior to treatment.
   d) CUSTOMER understands and agrees that for the best effectiveness and environmental safety, materials used by THE LAKE DOCTORS may be used at rates equal to or lower than maximum label recommendations.
   e) Triploid grass carp stocking, if included, will be performed at stocking rates determined the Florida Fish and Wildlife Conservation Commission permit guidelines.
   f) CUSTOMER agrees to provide adequate access. Failure to provide adequate access may require re-negotiation or termination of this Agreement.
   g) Control of some weeds may take 30-90 days depending upon species, materials used and environmental factors.
   h) When deemed necessary by THE LAKE DOCTORS and approved by CUSTOMER, the planting and/or nurturing of certain varieties of plants, which for various reasons, help to maintain ecological balance.

2) Under the Shoreline Grass and Brush Control Program, THE LAKE DOCTORS will treat border vegetation to the water's edge including, but not limited to torpedograss, cattails, and other emergent vegetation such as woody brush and broadleaf weeds. Many of these species take several months or longer to fully decompose. CUSTOMER is responsible for any desired physical cutting and removal.

3) CUSTOMER agrees to inform THE LAKE DOCTORS in writing if any lake or pond areas have been or are scheduled to be mitigated (planted with required or beneficial aquatic vegetation). THE LAKE DOCTORS assumes no responsibility for damage to aquatic plants if CUSTOMER fails to provide such information in a timely manner. Emergent weed control may not be performed within mitigated areas, new or existing, unless specifically stated by separate contract or modification of this Agreement. CUSTOMER also agrees to notify THE LAKE DOCTORS, in writing, of any conditions which may affect the scope of work and CUSTOMER agrees to pay any resultant higher direct cost incurred.

4) If at any time during the term of this Agreement, CUSTOMER feels THE LAKE DOCTORS is not performing in a satisfactory manner, or in accordance with the terms of this Agreement, CUSTOMER shall inform THE LAKE DOCTORS, in writing, stating with particularity the reasons for CUSTOMER'S dissatisfaction. THE LAKE DOCTORS shall investigate and attempt to cure the defect. If, after 30 days from the giving of the original notice, CUSTOMER continues to feel THE LAKE DOCTORS performance is unsatisfactory, CUSTOMER may terminate this Agreement by giving notice ("Second Notice") to THE LAKE DOCTORS and paying all monies owing to the effective date of termination. In this event, the effective date of termination shall be the last day of the month in which said second notice is received by THE LAKE DOCTORS.

5) Federal and State regulations require that various water time-use restrictions be observed during and following some treatments. THE LAKE DOCTORS will notify CUSTOMER of such restrictions. It shall be CUSTOMER responsibility to observe the restrictions throughout the required period. CUSTOMER understands and agrees that, notwithstanding any other provision of the Agreement, THE LAKE DOCTORS does not assume any liability for failure by any party to be notified of, or to observe, the above regulations.

6) THE LAKE DOCTORS shall maintain the following insurance coverage and limits: (a) Workman's Compensation with statutory limits; (b) Automobile Liability; (c) Comprehensive General Liability, including Pollution Liability, Property Damage, Completed Operations and Product Liability. A Certificate of Insurance will be provided upon request. A Certificate of Insurance naming CUSTOMER as "Additional Insured" may be provided at CUSTOMER'S request. CUSTOMER agrees to pay for any additional costs of insurance requirements over and above that is provided by THE LAKE DOCTORS.

7) Neither party shall be responsible for damages, penalties or otherwise for any failure or delay in performance of any of its obligations hereunder caused by strikes, riots, war, acts of God, accidents, governmental orders and regulations, curtailment or failure to obtain sufficient material, or other force majeure condition (whether or not of the same class or kind as those set forth above) beyond its reasonable control and which, by the exercise of due diligence, it is unable to overcome. Should THE LAKE DOCTORS be prohibited, restricted or otherwise prevented or impaired from rendering specified services by any condition, THE LAKE DOCTORS shall notify CUSTOMER of said condition and of the excess direct costs arising there from. CUSTOMER shall have thirty (30) days after receipt of said notice to notify THE LAKE DOCTORS in writing of any inability to comply with excess direct costs as requested by THE LAKE DOCTORS.

8) CUSTOMER warrants that he or she is authorized to execute the Water Management Agreement on behalf of the riparian owner and to hold THE LAKE DOCTORS harmless for consequences of such service not arising out of the sole negligence of THE LAKE DOCTORS.

9) CUSTOMER understands that, for convenience, the annual investment amount has been spread over a twelve-month period and that individual monthly billings do not reflect the fluctuating seasonal costs of service. If CUSTOMER places their account on hold, an additional start-up charge may be required due to aquatic re-growth.

10) THE LAKE DOCTORS agrees to hold CUSTOMER harmless from any loss, damage or claims arising out of the sole negligence of THE LAKE DOCTORS. However, THE LAKE DOCTORS shall in no event be liable to CUSTOMER or others for indirect, special or consequential damages resulting from any cause whatsoever.

11) Upon completion of the term of this Agreement, or any extension thereof, this Agreement shall be automatically extended for a period equal to its original term unless terminated by either party. If required, THE LAKE DOCTORS may adjust the monthly investment amount after the original term. THE LAKE DOCTORS will submit written notification to CUSTOMER 30 days prior to effective date of adjustment. If CUSTOMER is unable to comply with the adjustment, THE LAKE DOCTORS shall be notified immediately in order to seek a resolution.

12) THE LAKE DOCTORS may cancel this agreement with or without cause by 30-day written notice to customer.

13) Should CUSTOMER become delinquent, THE LAKE DOCTORS may place the account on hold for non-payment and CUSTOMER will continue to be responsible for the monthly investment amount even if the account is placed on hold. Service may be reinstated once the entire past due balance has been received in <u>full</u>. Should it become necessary for THE LAKE DOCTORS to bring action for collection of monies due and owing under this Agreement, CUSTOMER agrees to pay collection costs, including, but not limited to, reasonable attorneys fee (including those on appeal) and court costs, and all other expenses incurred by THE LAKE DOCTORS resulting from such collection action.

14) This Agreement is assignable by CUSTOMER upon written consent by THE LAKE DOCTORS.

15) This Agreement constitutes the entire agreement of the parties hereto and shall be valid upon acceptance by THE LAKE DOCTORS Corporate Office. No oral or written alterations or modifications of the terms contained herein shall be valid unless made in writing and accepted by an authorized representative of both THE LAKE DOCTORS and CUSTOMER.

16) If Agreement includes trash/debris removal, THE LAKE DOCTORS will perform the following: removal of casual trash such as cups, plastic bags and other man-made materials up to 20 lbs. <u>during regularly scheduled service visits</u>. Large or dangerous items such as biohazards and landscape debris will not be included.

17) CUSTOMER agrees to reimburse THE LAKE DOCTORS for all processing fees for registering with third party companies for compliance monitoring services.

# Tab 5

# Pier Park Community Development District

## ANNUAL FINANCIAL REPORT

## September 30, 2021

**Pier Park Community Development District**

**ANNUAL FINANCIAL REPORT**

**September 30, 2021**

**TABLE OF CONTENTS**


| | Page Number |
|---|---|
| REPORT OF INDEPENDENT AUDITORS | 1-2 |
| MANAGEMENT'S DISCUSSION AND ANALYSIS | 3-8 |
| BASIC FINANCIAL STATEMENTS: | |
| Government-wide Financial Statements: | |
| Statement of Net Position | 9 |
| Statement of Activities | 10 |
| Fund Financial Statements: | |
| Balance Sheet – Governmental Funds | 11 |
| Reconciliation of Total Governmental Fund Balances to Net Position of Governmental Activities | 12 |
| Statement of Revenues, Expenditures and Changes in Fund Balances – Governmental Funds | 13 |
| Reconciliation of the Statement of Revenues, Expenditures and Changes in Fund Balances of Governmental Funds to the Statement of Activities | 14 |
| Statement of Revenues, Expenditures and Changes in Fund Balances – Budget and Actual – General Fund | 15 |
| Statement of Revenues, Expenditures and Changes in Fund Balances – Budget and Actual – Special Revenue Fund | 16 |
| Notes to Financial Statements | 17-27 |
| INDEPENDENT AUDITORS' REPORT ON INTERNAL CONTROL OVER FINANCIAL REPORTING AND ON COMPLIANCE AND OTHER MATTERS BASED ON AN AUDIT OF FINANCIAL STATEMENTS PERFORMED IN ACCORDANCE WITH *GOVERNMENT AUDITING STANDARDS* | 28-29 |
| MANAGEMENT LETTER | 30-32 |
| INDEPENDENT ACCOUNTANTS' REPORT/COMPLIANCE WITH SECTION 218.415, FLORIDA STATUTES | 33 |

Berger, Toombs, Elam,
Gaines & Frank

Certified Public Accountants PL

600 Citrus Avenue
Suite 200
Fort Pierce, Florida 34950

772/461-6120 // 461-1155
FAX: 772/468-9278

# REPORT OF INDEPENDENT AUDITORS

To the Board of Supervisors
Pier Park Community Development District
Panama City Beach, Florida

## Report on the Financial Statements

We have audited the accompanying basic financial statements of Pier Park Community Development District as of and for the year ended September 30, 2021, and the related notes to financial statements, which collectively comprise the District's basic financial statements as listed in the table of contents

## Management's Responsibility for the Financial Statements

Management is responsible for the preparation and fair presentation of these financial statements in accordance with accounting principles generally accepted in the United States of America; this includes the design, implementation, and maintenance of internal control relevant to the preparation and fair presentation of financial statements that are free from material misstatement, whether due to fraud or error.

## Auditor's Responsibility

Our responsibility is to express an opinion on these financial statements based on our audit. We conducted our audit in accordance with auditing standards generally accepted in the United States of America. Those standards require that we plan and perform the audit to obtain reasonable assurance about whether the financial statements are free from material misstatement.

An audit involves performing procedures to obtain audit evidence about the amounts and disclosures in the financial statements. The procedures selected depend on the auditor's judgment, including the assessment of the risks of material misstatement of the financial statements, whether due to fraud or error. In making those risk assessments, the auditor considers internal control relevant to the entity's preparation and fair presentation of the financial statements in order to design audit procedures that are appropriate in the circumstances, but not for the purpose of expressing an opinion on the effectiveness of the entity's internal control. Accordingly, we express no such opinion. An audit also includes evaluating the appropriateness of accounting policies used and the reasonableness of significant accounting estimates made by management, as well as evaluating the overall presentation of the financial statements.

We believe that the audit evidence we have obtained is sufficient and appropriate to provide a basis for our audit opinion.

Berger, Toombs, Elam,
Gaines & Frank
Certified Public Accountants PL

To the Board of Supervisors
Pier Park Community Development District

**Opinion**

In our opinion, the basic financial statements referred to above present fairly, in all material respects, the financial position of the governmental activities, and each major fund of Pier Park Community Development District as of September 30, 2021, and the respective changes in financial position and the budgetary comparison for the General and Special Revenue Funds for the year then ended in conformity with accounting principles generally accepted in the United States of America.

**Other Matters**

*Required Supplementary Information*

Governmental Accounting principles generally accepted in the United States of America require that the Management's Discussion and Analysis be presented to supplement the basic financial statements. Such information, although not a part of the basic financial statements is required by the *Governmental Accounting Standards Board* who considers it to be an essential part of financial reporting for placing the basic financial statements in an appropriate operational, economic, or historical context. We have applied certain limited procedures to the required supplementary information in accordance with auditing standards generally accepted in the United States of America, which consisted principally of inquiries of management regarding the methods of measurement and presentation of the supplementary information. We do not express an opinion or provide any assurance on the information because the limited procedures do not provide us with sufficient evidence to express an opinion or provide any assurance.

**Other Reporting Required by Government Auditing Standards**

In accordance with *Government Auditing Standards*, we have also issued a report dated June 14, 2022, on our consideration of the District's internal control over financial reporting and on our tests of its compliance with certain provisions of laws, regulations and contracts.

The purpose of that report is to describe the scope of our testing of internal control over financial reporting and compliance and the results of that testing, and not to provide an opinion on internal control over financial reporting or on compliance. That report is an integral part of an audit performed in accordance with *Government Auditing Standards* in considering Pier Park Community Development District's internal control over financial reporting and compliance.

Berger Toombs Elam Gaines & Frank

Berger, Toombs, Elam, Gaines & Frank
Certified Public Accountants PL
Fort Pierce, Florida

June 14, 2022

**Pier Park Community Development District**
**MANAGEMENT'S DISCUSSION AND ANALYSIS**
**For the Year Ended September 30, 2021**

Management's discussion and analysis of Pier Park Community Development District's (the "District") financial performance provides an objective and easily readable analysis of the District's financial activities. The analysis provides summary financial information for the District and should be read in conjunction with the District's financial statements.

## OVERVIEW OF THE FINANCIAL STATEMENTS

The District's basic financial statements comprise three components; 1) *Government-wide financial statements,* 2) *Fund financial statements,* and 3) *Notes to financial statements.* The *Government-wide financial statements* present an overall picture of the District's financial position and results of operations. The *Fund financial statements* present financial information for the District's major funds. The *Notes to financial statements* provide additional information concerning the District's finances.

The *Government-wide financial statements* are the **statement of net position** and the **statement of activities**. These statements use accounting methods similar to those used by private-sector companies. Emphasis is placed on the net position of governmental activities and the change in net position. Governmental activities are primarily supported by special assessments.

The **statement of net position** presents information on all assets and liabilities of the District, with the difference between assets and liabilities reported as net position. Net position is reported in three categories; 1) net investment in capital assets, 2) restricted, and 3) unrestricted. Assets, liabilities, and net position are reported for all Governmental activities.

The **statement of activities** presents information on all revenues and expenses of the District and the change in net position. Expenses are reported by major function and program revenues relating to those functions are reported, providing the net cost of all functions provided by the District. To assist in understanding the District's operations, expenses have been reported as governmental activities. Governmental activities financed by the District include general government, physical environment, culture/recreation and debt service.

*Fund financial statements* present financial information for governmental funds. These statements provide financial information for the major funds of the District. Governmental fund financial statements provide information on the current assets and liabilities of the funds, changes in current financial resources (revenues and expenditures), and current available resources.

## OVERVIEW OF THE FINANCIAL STATEMENTS (CONTINUED)

*Fund financial statements* include a **balance sheet** and **a statement of revenues, expenditures and changes in fund balances** for all governmental funds. A **statement of revenues, expenditures, and changes in fund balances – budget and actual** is provided for the District's General Fund. *Fund financial statements* provide more detailed information about the District's activities. Individual funds are established by the District to track revenues that are restricted to certain uses or to comply with legal requirements.

The *government-wide financial statements* and the *fund financial statements* provide different pictures of the District. The *government-wide financial statements* provide an overall picture of the District's financial standing. These statements are comparable to private-sector companies and give a good understanding of the District's overall financial health and how the District paid for the various activities, or functions, provided by the District. All assets of the District, including improvements other than buildings, and infrastructure are reported in the **statement of net position**. All liabilities, including principal outstanding on bonds are included. The **statement of activities** includes depreciation on all long-lived assets of the District, but transactions between the different functions of the District have been eliminated in order to avoid "doubling up" the revenues and expenses. The *fund financial statements* provide a picture of the major funds of the District. In the case of governmental activities, outlays for long lived assets are reported as expenditures and long-term liabilities, such as general obligation bonds, are not included in the fund financial statements. To provide a link from the *fund financial statements* to the *government-wide financial statements*, reconciliations are provided from the *fund financial statements* to the *government-wide financial statements.*

*Notes to financial statements* provide additional detail concerning the financial activities and financial balances of the District. Additional information about the accounting practices of the District, investments of the District, capital assets and long-term debt are some of the items included in the *notes to financial statements.*

### Financial Highlights

The following are the highlights of financial activity for the year ended September 30, 2021.

- The District's total assets were exceeded by total liabilities by $(10,303,410) (net position). Net investment in capital assets for the District was $(1,821,812). Restricted net position was $35,374 and unrestricted net position was $(8,516,972).

- Governmental activities revenues totaled $2,518,532 while governmental activities expenses totaled $2,041,082.

## OVERVIEW OF THE FINANCIAL STATEMENTS (CONTINUED)

### Financial Analysis of the District

The following schedule provides a summary of the assets, liabilities and net position of the District and is presented by category for comparison purposes.

**Net Position**

| | Governmental Activities | |
|---|---|---|
| | **2021** | **2020** |
| Current assets | $ 783,651 | $ 867,891 |
| Restricted assets | 212,032 | 225,406 |
| Capital assets | 739,857 | 847,094 |
| Total Assets | 1,735,540 | 1,940,391 |
| Current liabilities | 953,950 | 911,251 |
| Non-current liabilities | 11,085,000 | 11,810,000 |
| Total Liabilities | 12,038,950 | 12,721,251 |
| Net Position | | |
| Net investment in capital assets | (1,821,812) | (1,714,575) |
| Restricted | 35,374 | 38,277 |
| Unresrticted | (8,516,972) | (9,104,562) |
| Total Net Position | $ (10,303,410) | $ (10,780,860) |

The decrease in current assets is related to the decrease in cash, which was the result of expenditures exceeding revenues at the fund level in the current year.

The reduction in non-current liabilities is primarily the result of the principal payments on bonds payable in the current year.

The reduction in capital assets and net investment in capital assets is related to depreciation.

## OVERVIEW OF THE FINANCIAL STATEMENTS (CONTINUED)

### Financial Analysis of the District (Continued)

The following schedule provides a summary of the changes in net position of the District and is presented by category for comparison purposes.

**Change In Net Position**

| | Governmental Activities | |
|---|---|---|
| | 2021 | 2020 |
| Program Revenues | | |
| Special assessments | $ 466,459 | $ 462,872 |
| Contributions | 338,342 | 318,703 |
| General Revenues | | |
| Licenses and permits | 1,713,635 | 1,995,702 |
| Investment earnings | 96 | 2,594 |
| Total Revenues | 2,518,532 | 2,779,871 |
| Expenses | | |
| General government | 142,728 | 138,481 |
| Physical environment | 347,055 | 359,224 |
| Culture/recreation | 207,249 | 138,721 |
| Subordinated note payments | 905,412 | 711,134 |
| Interest and other charges | 438,638 | 463,245 |
| Total Expenses | 2,041,082 | 1,810,805 |
| Change in Net Position | 477,450 | 969,066 |
| Net Position - Beginning of Year | (10,780,860) | (11,749,926) |
| Net Position - End of Year | $ (10,303,410) | $ (10,780,860) |

The decrease in licenses and permits is the result of less license revenues collected in the current year.

The decrease in physical environment is related to the decrease in utility services and landscape related expenses in the current year.

The increase in culture/recreation is related to the closure of the facilities for several months related to the pandemic in the prior year.

The increase in subordinated note payments in the current year is related to the lower required maintenance costs and debt service payments.

## OVERVIEW OF THE FINANCIAL STATEMENTS (CONTINUED)

### Capital Assets Activity

The following schedule provides a summary of the District's capital assets as of September 30, 2021 and 2020:

| | Governmental Activities | |
|---|---|---|
| | 2021 | 2020 |
| Improvements other than buildings | $ 477,089 | $ 477,089 |
| Infrastructure | 2,084,580 | 2,084,580 |
| Less: accumulated depreciation | (1,821,812) | (1,714,575) |
| Governmental Activities Capital Assets | $ 739,857 | $ 847,094 |

During the year, depreciation was $107,237.

### General Fund Budgetary Highlights

The budgeted expenditures exceeded actual expenditures in the current year because tree trimming and utility expenditures were less than anticipated.

The September 30, 2021 budget was not amended.

### Debt Management

Governmental Activities debt includes the following:

- In May 2014, the District issued $16,220,000 Series 2014 Capital Improvement Revenue Refunding Bonds. These bonds were issued to refund the Series 2002 Capital Improvement Revenue Bonds. As of September 30, 2021, the balance outstanding for the Series 2014 Bonds was $11,810,000.

For more information about long-term debt see the accompanying notes to financial statements.

## OVERVIEW OF THE FINANCIAL STATEMENTS (CONTINUED)

### Economic Factors and Next Year's Budget

Pier Park Community Development District does not expect any economic factors to have any significant effect on the financial position or results of operations of the District in fiscal year 2022.

### Request for Information

The financial report is designed to provide a general overview of Pier Park Community Development District's finances for all those with an interest. Questions concerning any of the information provided in this report or requests for additional information should be addressed to Pier Park Community Development District's Accounting Department at 3434 Colwell Avenue, Suite 200, Tampa, Florida 33614.

**Pier Park Community Development District**
**STATEMENT OF NET POSITION**
**September 30, 2021**

| | Governmental Activities |
|---|---|
| ASSETS | |
| Current Assets | |
| Cash | $ 762,924 |
| Prepaid expenses | 20,502 |
| Deposits | 225 |
| Total Current Assets | 783,651 |
| Non-Current Assets | |
| Restricted Assets | |
| Investments | 212,032 |
| Capital Assets, Being Depreciated | |
| Improvements other than buildings | 477,089 |
| Infrastructure | 2,084,580 |
| Less: accumulated depreciation | (1,821,812) |
| Total Non-Current Assets | 951,889 |
| Total Assets | 1,735,540 |
| LIABILITIES | |
| Current Liabilities | |
| Accounts payable and accrued expenses | 21,810 |
| Unearned revenues | 30,482 |
| Bonds payable | 725,000 |
| Accrued interest | 176,658 |
| Total Current Liabilities | 953,950 |
| Non-Current Liabilities | |
| Bonds payable | 11,085,000 |
| Total Liabilities | 12,038,950 |
| NET POSITION | |
| Net investment in capital assets | (1,821,812) |
| Restricted for debt service | 35,374 |
| Unrestricted | (8,516,972) |
| Total Net Position | $ (10,303,410) |

See accompanying notes to financial statements.

**Pier Park Community Development District**
**STATEMENT OF ACTIVITIES**
**For the Year Ended September 30, 2021**

| Functions/Programs | Expenses | Program Revenues: Charges for Services | Program Revenues: Operating Contributions | Net (Expenses) Revenues and Changes in Net Position: Governmental Activities |
|---|---|---|---|---|
| Governmental Activities | | | | |
| General government | $ (142,728) | $ - | $ 131,351 | $ (11,377) |
| Physical environment | (347,055) | - | 195,583 | (151,472) |
| Culture/recreation | (207,249) | - | 11,408 | (195,841) |
| Subordinated note payments | (905,412) | - | - | (905,412) |
| Interest and other charges | (438,638) | 466,459 | - | 27,821 |
| Total Governmental Activities | $ (2,041,082) | $ 466,459 | $ 338,342 | (1,236,281) |
| **General Revenues** | | | | |
| Licenses and permits | | | | 1,713,635 |
| Investment income | | | | 96 |
| Total General Revenues | | | | 1,713,731 |
| Changes in Net Position | | | | 477,450 |
| Net Position - Beginning of Year | | | | (10,780,860) |
| Net Position - End of Year | | | | $ (10,303,410) |

See accompanying notes to financial statements.

**Pier Park Community Development District**
**BALANCE SHEET -**
**GOVERNMENTAL FUNDS**
**September 30, 2021**

| | General | Special Revenue | Debt Service | Total Governmental Funds |
|---|---|---|---|---|
| ASSETS | | | | |
| Cash | $ 31,838 | $ 731,086 | $ - | $ 762,924 |
| Due from other funds | 851 | - | - | 851 |
| Prepaid expenses | 9,190 | 11,312 | - | 20,502 |
| Deposits | 225 | - | - | 225 |
| Restricted assets | | | | |
| Investments, at fair value | - | - | 212,032 | 212,032 |
| Total Assets | $ 42,104 | $ 742,398 | $ 212,032 | $ 996,534 |
| LIABILITIES AND FUND BALANCES | | | | |
| LIABILITIES | | | | |
| Accounts payable and accrued expenses | $ 11,622 | $ 10,188 | $ - | $ 21,810 |
| Due to other funds | - | 851 | - | 851 |
| Unearned revenues | 30,482 | - | - | 30,482 |
| Total Liabilities | 42,104 | 11,039 | - | 53,143 |
| FUND BALANCES | | | | |
| Nonspendable - prepaid expenses/deposits | 9,415 | 11,312 | - | 20,727 |
| Restricted: | | | | |
| Debt service | - | - | 212,032 | 212,032 |
| Assigned special revenue | - | 720,047 | - | 720,047 |
| Unassigned | (9,415) | - | - | (9,415) |
| Total Fund Balances | - | 731,359 | 212,032 | 943,391 |
| Total Liabilities and Fund Balances | $ 42,104 | $ 742,398 | $ 212,032 | $ 996,534 |

See accompanying notes to financial statements.

**Pier Park Community Development District**
**RECONCILIATION OF TOTAL GOVERNMENTAL FUND BALANCES**
**TO NET POSITION OF GOVERNMENTAL ACTIVITIES**
**September 30, 2021**

| | | |
|---|---|---|
| Total Governmental Fund Balances | $ | 943,391 |
| Amounts reported for governmental activities in the Statement of Net Position are different because: | | |
| Capital assets, improvements other than buildings, $477,089, and infrastructure, $2,084,580, net of accumulated depreciation, $(1,821,812), used in governmental activities are not current financial resources, and therefore, are not reported at the fund level. | | 739,857 |
| Long-term liabilities, bonds payable, are not due and payable in the current period, and therefore, are not reported at the fund level. | | (11,810,000) |
| Accrued interest expense for long-term debt is not a current financial use, and therefore, is not reported at the fund level. | | (176,658) |
| Net Position of Governmental Activities | $ | (10,303,410) |

See accompanying notes to financial statements.

**Pier Park Community Development District**
**STATEMENT OF REVENUES, EXPENDITURES AND CHANGES IN FUND BALANCES - GOVERNMENTAL FUNDS**
**For the Year Ended September 30, 2021**

| | General | Special Revenue | Debt Service | Total Governmental Funds |
|---|---|---|---|---|
| Revenues | | | | |
| Special assessments | $ - | $ - | $ 466,459 | $ 466,459 |
| Licenses and permits | - | 1,044,400 | 669,235 | 1,713,635 |
| Developer contributions | 338,342 | - | - | 338,342 |
| Investment income | - | 55 | 41 | 96 |
| Total Revenues | 338,342 | 1,044,455 | 1,135,735 | 2,518,532 |
| Expenditures | | | | |
| Current | | | | |
| General government | 131,351 | 11,377 | - | 142,728 |
| Physical environment | 195,583 | 44,235 | - | 239,818 |
| Culture/recreation | 11,408 | 195,841 | - | 207,249 |
| Debt service | | | | |
| Subordinated note payments | - | 905,412 | - | 905,412 |
| Principal | - | - | 700,000 | 700,000 |
| Interest | - | - | 449,109 | 449,109 |
| Total Expenditures | 338,342 | 1,156,865 | 1,149,109 | 2,644,316 |
| Net Change in Fund Balance | - | (112,410) | (13,374) | (125,784) |
| Fund Balances - Beginning of Year | - | 843,769 | 225,406 | 1,069,175 |
| Fund Balances - End of Year | $ - | $ 731,359 | $ 212,032 | $ 943,391 |

See accompanying notes to financial statements.

**Pier Park Community Development District**
**RECONCILIATION OF THE STATEMENT OF REVENUES, EXPENDITURES AND CHANGES IN FUND BALANCES OF GOVERNMENTAL FUNDS TO THE STATEMENT OF ACTIVITIES**
**For the Year Ended September 30, 2021**

| | | |
|---|---|---|
| Net Change in Fund Balances -Total Governmental Funds | $ | (125,784) |
| Amounts reported for governmental activities in the Statement of Activities are different because: | | |
| Governmental funds report capital outlays as expenditures. However, in the Statement of Activities, the cost of those assets is allocated over their estimated useful lives as depreciation. This is the amount of depreciation in the current period. | | (107,237) |
| Repayments of bond principal are expenditures at the fund level, but the repayment reduces long-term liabilities at the government-wide level. | | 700,000 |
| In the Statement of Activities, interest is accrued on outstanding bonds; whereas at the governmental funds level, interest expenditures are reported when due. This is the change in accrued interest in the current period. | | 10,471 |
| Change in Net Position of Governmental Activities | $ | 477,450 |

See accompanying notes to financial statements.

**Pier Park Community Development District**
**STATEMENT OF REVENUES, EXPENDITURES AND CHANGES IN FUND BALANCES - BUDGET AND ACTUAL - GENERAL FUND**
**For the Year Ended September 30, 2021**

| | Original Budget | Final Budget | Actual | Variance with Final Budget Positive (Negative) |
|---|---|---|---|---|
| Revenues | | | | |
| Developer contributions | $ 360,364 | $ 360,364 | $ 338,342 | $ (22,022) |
| Expenditures | | | | |
| Current | | | | |
| General government | 128,694 | 128,694 | 131,351 | (2,657) |
| Physical environment | 220,262 | 220,262 | 195,583 | 24,679 |
| Culture/recreation | 11,408 | 11,408 | 11,408 | - |
| Total Expenditures | 360,364 | 360,364 | 338,342 | 22,022 |
| Net Change in Fund Balances | - | - | - | - |
| Fund Balances - Beginning of Year | - | - | - | - |
| Fund Balances - End of Year | $ - | $ - | $ - | $ - |

See accompanying notes to financial statements.

**Pier Park Community Development District**
**STATEMENT OF REVENUES, EXPENDITURES AND CHANGES IN FUND BALANCES - BUDGET AND ACTUAL - SPECIAL REVENUE FUND**
**For the Year Ended September 30, 2021**

| | Original Budget | Final Budget | Actual | Variance with Final Budget Positive (Negative) |
|---|---|---|---|---|
| Revenues | | | | |
| Licenses and permits | $ 1,116,549 | $1,116,549 | $ 1,044,400 | $ (72,149) |
| Investment income | - | - | 55 | 55 |
| Total Revenues | 1,116,549 | 1,116,549 | 1,044,455 | (72,094) |
| Expenditures | | | | |
| Current | | | | |
| General government | 11,377 | 11,377 | 11,377 | - |
| Physical environment | 114,345 | 144,345 | 44,235 | 100,110 |
| Culture/recreation | 190,827 | 190,827 | 195,841 | (5,014) |
| Debt service | | | | |
| Subordinated note payments | 800,000 | 905,000 | 905,412 | (412) |
| Total Expenditures | 1,116,549 | 1,251,549 | 1,156,865 | 94,684 |
| Net Change in Fund Balances | - | (135,000) | (112,410) | 22,590 |
| Fund Balances - Beginning of Year | - | 135,000 | 843,769 | 708,769 |
| Fund Balances - End of Year | $ - | $ - | $ 731,359 | $ 731,359 |

**Pier Park Community Development District**
**NOTES TO FINANCIAL STATEMENTS**
**September 30, 2021**

## NOTE A – SUMMARY OF SIGNIFICANT ACCOUNTING POLICIES

The financial statements of the District have been prepared in conformity with generally accepted accounting principles (GAAP) as applied to governmental units. The Governmental Accounting Standards Board (GASB) is the accepted standard-setting body for establishing governmental accounting and financial reporting principles. The District's more significant accounting policies are described below.

### 1. Reporting Entity

The District was established on March 22, 2001, pursuant to the Uniform Community Development District Act of 1980, Chapter 190, Florida Statutes, as amended (the "Act"), by Panama City Beach Ordinance #716 as a Community Development District. The District was established for the purposes of financing and managing the acquisition, construction, maintenance and operation of the infrastructure necessary for community development within its jurisdiction. The District is authorized to issue bonds for the purpose, among others, of financing, funding, planning, establishing, acquiring, constructing district roads, landscaping, and other basic infrastructure projects within or outside the boundaries of the Pier Park Community Development District. The District is governed by a five member Board of Supervisors who are elected on an at large basis by landowners within the District. The District operates within the criteria established by Chapter 190, Florida Statutes.

As required by GAAP, these financial statements present the Pier Park Community Development District (the primary government) as a stand-alone government. The reporting entity for the District includes all functions of government in which the District's Board exercises oversight responsibility including, but not limited to, financial interdependency, selection of governing authority, designation of management, significant ability to influence operations and accountability for fiscal matters.

Based upon the application of the above-mentioned criteria as set forth by the Governmental Accounting Standards Board, the District has identified no component units.

### 2. Measurement Focus and Basis of Accounting

The basic financial statements of the District are composed of the following:

- Government-wide financial statements
- Fund financial statements
- Notes to financial statements

## NOTE A – SUMMARY OF SIGNIFICANT ACCOUNTING POLICIES (CONTINUED)

### 2. Measurement Focus and Basis of Accounting (Continued)

#### a. Government-wide Financial Statements

The government-wide financial statements are reported using the economic resources measurement focus and the accrual basis of accounting. Government-wide financial statements report all non-fiduciary information about the reporting government as a whole. These statements include all the governmental activities of the primary government. The effect of interfund activity has been removed from these statements.

Governmental activities are supported by special assessments, developer contributions and interest. Program revenues are netted with program expenses in the statement of activities to present the net cost of each program.

Amounts paid to acquire capital assets are capitalized as assets, rather than reported as an expenditure. Proceeds of long-term debt are recorded as liabilities in the government-wide financial statements, rather than as an other financing source.

Amounts paid to reduce long-term indebtedness of the reporting government are reported as a reduction of the related liability, rather than as an expenditure.

#### b. Fund Financial Statements

The underlying accounting system of the District is organized and operated on the basis of separate funds, each of which is considered to be a separate accounting entity. The operations of each fund are accounted for with a separate set of self-balancing accounts that comprise its assets, liabilities, fund equity, revenues and expenditures or expenses, as appropriate. Governmental resources are allocated to and accounted for in individual funds based upon the purposes for which they are to be spent and the means by which spending activities are controlled.

Fund financial statements for the primary government's governmental funds are presented after the government-wide financial statements. These statements display information about major funds individually.

## NOTE A – SUMMARY OF SIGNIFICANT ACCOUNTING POLICIES (CONTINUED)

### 2. Measurement Focus and Basis of Accounting (Continued)

#### b. Fund Financial Statements (Continued)

**Governmental Funds**

The District classifies fund balance according to Governmental Accounting Standards Board Statement 54 – Fund Balance Reporting and Governmental Fund Type Definitions. The Statement requires the fund balance for governmental funds to be reported in classifications that comprise a hierarchy based primarily on the extent to which the government is bound to honor constraints on the specific purposes for which amounts in those funds can be spent.

The District has various policies governing the fund balance classifications.

Nonspendable Fund Balance – This classification consists of amounts that cannot be spent because they are either not in spendable form or are legally or contractually required to be maintained intact.

Restricted Fund Balance – This classification includes amounts that can be spent only for specific purposes stipulated by constitution, external resource providers, or through enabling legislation.

Assigned Fund Balance – This classification consists of the Board of Supervisors' intent to be used for specific purposes, but are neither restricted nor committed. The assigned fund balances can also be assigned by the District's management company.

Unassigned Fund Balance – This classification is the residual classification for the government's general fund and includes all spendable amounts not contained in the other classifications. Unassigned fund balance is considered to be utilized first when an expenditure is incurred for purposes for which amounts in any of those unrestricted fund balance classifications could be used.

Fund Balance Spending Hierarchy – For all governmental funds except special revenue funds, when restricted, committed, assigned, and unassigned fund balances are combined in a fund, qualified expenditures are paid first from restricted or committed fund balance, as appropriate, then assigned and finally unassigned fund balances.

## NOTE A – SUMMARY OF SIGNIFICANT ACCOUNTING POLICIES (CONTINUED)

### 2. Measurement Focus and Basis of Accounting (Continued)

#### b. Fund Financial Statements (Continued)

**Governmental Funds (Continued)**

Governmental fund financial statements are reported using the current financial resources measurement focus and the modified accrual basis of accounting. Revenues are considered to be available when they are collected within the current period or soon thereafter to pay liabilities of the current period. For this purpose, the District considers revenues to be available if they are collected within 60 days of the end of the current fiscal period.

Expenditures generally are recorded when a liability is incurred, as under accrual accounting. Interest associated with the current fiscal period is considered to be an accrual item and so has been recognized as revenue of the current fiscal period.

Under the current financial resources measurement focus, only current assets and current liabilities are generally included on the balance sheet. The reported fund balance is considered to be a measure of "available spendable resources".

Governmental fund operating statements present increases (revenues and other financing sources) and decreases (expenditures and other financing uses) in net current assets. Accordingly, they are said to present a summary of sources and uses of "available spendable resources" during a period.

Because of their spending measurement focus, expenditure recognition for governmental fund types excludes amounts represented by non-current liabilities. Since they do not affect net current assets, such long-term amounts are not recognized as governmental fund type expenditures or fund liabilities.

Amounts expended to acquire capital assets are recorded as expenditures in the year that resources are expended, rather than as fund assets. The proceeds of long-term debt are recorded as an other financing source rather than as a fund liability.

Debt service expenditures are recorded only when payment is due.

### 3. Basis of Presentation

#### a. Governmental Major Funds

General Fund – The General Fund is the District's primary operating fund. It accounts for all financial resources of the general government, except those required to be accounted for in another fund.

## NOTE A – SUMMARY OF SIGNIFICANT ACCOUNTING POLICIES (CONTINUED)

### 3. Basis of Presentation (Continued)

#### a. Governmental Major Funds (Continued)

Special Revenue Fund – The Special Revenue Fund accounts for the operation of park and beachfront improvements.

Debt Service Fund – Accounts for debt service requirements to retire the special assessment bonds which were used to finance the construction of District infrastructure improvements. The bonds are secured by a first lien on and pledge of the Special Assessment Revenues and pledged Funds.

#### b. Non-current Governmental Assets/Liabilities

GASB Statement 34 requires that non-current governmental assets, such as land and improvements, and non-current governmental liabilities, such as general obligation bonds and due to developer be reported in the governmental activities column in the government-wide Statement of Net Position.

### 4. Assets, Liabilities, and Net Position or Equity

#### a. Cash and Investments

Florida Statutes require state and local governmental units to deposit monies with financial institutions classified as "Qualified Public Depositories," a multiple financial institution pool whereby groups of securities pledged by the various financial institutions provide common collateral from their deposits of public funds. This pool is provided as additional insurance to the federal depository insurance and allows for additional assessments against the member institutions, providing full insurance for public deposits.

The District is authorized to invest in those financial instruments as established by Section 218.415, Florida Statutes. The authorized investments consist of:

1. Direct obligations of the United States Treasury;

2. The Local Government Surplus Funds Trust or any intergovernmental investment pool authorized pursuant to the Florida Interlocal Cooperative Act of 1969;

3. Interest-bearing time deposits or savings accounts in authorized qualified public depositories;

4. Securities and Exchange Commission, registered money market funds with the highest credit quality rating from a nationally recognized rating agency.

## NOTE A – SUMMARY OF SIGNIFICANT ACCOUNTING POLICIES (CONTINUED)

### 4. Assets, Liabilities, and Net Position or Equity (Continued)

#### a. Cash and Investments (Continued)

Cash equivalents include time deposits and all highly liquid debt instruments with original maturities of three months or less and held in a qualified public depository as defined by Section 280.02, Florida Statutes.

#### b. Restricted Net Position

Certain net position of the District is classified as restricted on the statement of net position because their use is limited either by law through constitutional provisions or enabling legislation; or by restrictions imposed externally by creditors. In a fund with both restricted and unrestricted net position, qualified expenses are considered to be paid first from restricted net position and then from unrestricted net position.

#### c. Capital Assets

Capital assets, which include improvements other than buildings and infrastructure, are reported in the governmental activities column.

The District defines capital assets as assets with an initial, individual cost of $5,000 or more and an estimated useful life in excess of two years. The valuation basis for all assets is historical cost.

The costs of normal maintenance and repairs that do not add to the value of the asset or materially extend its useful life are not capitalized.

Major outlays for capital assets and improvements are capitalized as projects are constructed.

Depreciation of capital assets is computed and recorded by utilizing the straight-line method. Estimated useful lives of the various classes of depreciable capital assets are as follows.

| | |
|---|---|
| Infrastructure | 25 years |
| Improvements other than buildings | 20 years |

## NOTE A – SUMMARY OF SIGNIFICANT ACCOUNTING POLICIES (CONTINUED)

### 4. Assets, Liabilities, and Net Position or Equity (Continued)

#### d. Budgets

Budgets are prepared and adopted after public hearings for the governmental funds, pursuant to Chapter 190, Florida Statutes. The District utilizes the same basis of accounting for budgets as it does for revenues and expenditures in its various funds. The legal level of budgetary control is at the fund level. All budgeted appropriations lapse at year end. Formal budgets are adopted for the general and debt service funds. As a result, deficits in the budget columns of the accompanying financial statements may occur.

## NOTE B – CASH AND INVESTMENTS

All deposits are held in qualified public depositories and are included on the accompanying balance sheet as cash and investments.

Custodial Credit Risk – Deposits

Custodial credit risk is the risk that in the event of a bank failure, the District's deposits may not be returned to it. The District does not have a formal deposit policy for custodial credit risk; however, they follow the provisions of Chapter 280, Florida Statutes regarding deposits and investments. As of September 30, 2021, the District's bank balance was $834,848 and the carrying value was $762,924. Exposure to custodial credit risk was as follows. The District maintains all deposits in a qualified public depository in accordance with the provisions of Chapter 280, Florida Statutes, which means that all deposits are fully insured by Federal Depositors Insurance or collateralized under Chapter 280, Florida Statutes.

As of September 30, 2021, the District had the following investments and maturities:

| Investment | Maturities | Fair Value |
|---|---|---|
| First American Treasury Obligation Fund | 13 Days* | $ 212,032 |

*Weighted average maturity

## NOTE B – CASH AND INVESTMENTS (CONTINUED)

Custodial Credit Risk – Deposits (Continued)

The District categorizes its fair value measurement within the fair value hierarchy established by generally accepted accounting principles. The fair value is the price that would be received to sell an asset, or paid to transfer a liability, in an orderly transaction between market participants at the measurement date. The hierarchy is based on the valuation inputs used to measure the fair value of the asset. The District uses a market approach in measuring fair value that uses prices and other relevant information generated by market transactions involving identical or similar assets, liabilities, or groups of assets and liabilities.

Assets or liabilities are classified into one of three levels. Level 1 is the most realizable and is based on quoted price for identical assets, or liabilities, in an active market. Level 2 uses significant other observable inputs when obtained quoted prices for identical or similar assets, or liabilities, in markets that are not active. Level 3 is the least reliable and uses significant unobservable inputs that uses the best information available under the circumstances which includes the District's own data in measuring unobservable inputs.

Based on the criteria in the preceding paragraph, the investment listed above is a Level 1 asset.

Interest Rate Risk

The District does not have a formal investment policy that limits investment maturities as a means of managing its exposure to fair value losses arising from increasing interest rates.

Credit Risk

The District's investments in treasury obligations are limited by state statutory requirements and bond compliance. The District has no investment policy that would further limit its investment choices. As of September 30, 2021, the District's investments in First American Treasury Obligation Fund was rated AAAm by Standard & Poor's.

Concentration of Credit Risk

The District places no limit on the amount it may invest in any one fund. The investments in First American Treasury Obligation Fund are 100% of the District's total investments.

The types of deposits and investments and their level of risk exposure as of September 30, 2021 were typical of these items during the fiscal year then ended. The District considers any decline in fair value for certain investments to be temporary.

## NOTE C – CAPITAL ASSETS

Capital asset activity for the year ended September 30, 2021 was as follows:

| | Balance October 1, 2020 | Additions | Disposals | Balance September 30, 2021 |
|---|---|---|---|---|
| **Governmental activities:** | | | | |
| Capital assets, being depreciated: | | | | |
| Improvements other than buildings | $ 477,089 | $ - | $ - | $ 477,089 |
| Infrastructure | 2,084,580 | - | - | 2,084,580 |
| Total Capital Assets, Being Depreciated | 2,561,669 | - | - | 2,561,669 |
| Less accumulated depreciation for: | | | | |
| Improvements other than buildings | (381,394) | (23,854) | - | (405,248) |
| Infrastructure | (1,333,181) | (83,383) | - | (1,416,564) |
| Total Accumulated Depreciation | (1,714,575) | (107,237) | - | (1,821,812) |
| Total Capital Assets Depreciated, Net | $ 847,094 | $ (107,237) | $ - | $ 739,857 |

Current year depreciation of $107,237 was charged to physical environment.

## NOTE D – LONG-TERM DEBT

Governmental Activities

The following is a summary of activity for long-term debt of the Governmental Activities for the year ended September 30, 2021:

| | |
|---|---|
| Long-term debt at October 1, 2020 | $ 12,510,000 |
| Principal payments | (700,000) |
| Long-term debt at September 30, 2021 | $ 11,810,000 |

Long-term debt for Governmental Activities is comprised of the following:

**Capital Improvement Revenue Refunding Bonds**

| | |
|---|---|
| $16,220,000 Series 2014 Capital Improvement Revenue and Refunding Bonds are due in annual principal installments beginning May 2015 maturing May 2034. Interest of 3.59% is due semiannually in May and November beginning November 2014. Current portion is $725,000. | $ 11,810,000 |

## NOTE D – LONG-TERM DEBT (CONTINUED)

The annual requirements to amortize the principal and interest of bonded debt outstanding as of September 30, 2021 are as follows:

| Year Ending September 30, | Principal | Interest | Total |
|---|---|---|---|
| 2022 | $ 725,000 | $ 423,979 | $ 1,148,979 |
| 2023 | 750,000 | 397,951 | 1,147,951 |
| 2024 | 780,000 | 371,026 | 1,151,026 |
| 2025 | 810,000 | 343,025 | 1,153,025 |
| 2026 | 840,000 | 313,946 | 1,153,946 |
| 2027-2031 | 4,675,000 | 1,095,310 | 5,770,310 |
| 2032-2034 | 3,230,000 | 234,607 | 3,464,607 |
| Totals | $ 11,810,000 | $ 3,179,844 | $ 14,989,844 |

Significant Bond Provisions

The Trust Indenture established certain restrictions relating principally to the use of proceeds to pay for the infrastructure improvements and the procedures to be followed by the District on assessments to property owners. The District agreed to levy special assessments in annual amounts adequate to provide payment of debt service. The District is in compliance with the requirements of the Bond Indenture.

The District has entered into a Public Improvement Partnership Agreement ("the Agreement") with the CRA whereby the CRA has agreed to transfer to the trustee on or before January 31 of each year, for as long as the Bonds are outstanding, certain tax increment revenues as defined in the Bond Indenture for payment of debt service on the Bonds. In accordance with the Agreement, the District received $466,459 in tax increment revenues during the fiscal year ended September 30, 2021.

Pursuant to the Agreement, the City has also pledged certain occupational license revenues to the District. During the fiscal year ended September 30, 2021, the District recognized $1,713,635 of occupational license tax revenues from the City. The revenues are to be used in the following order:

1. Payment of debt service on the Bonds.
2. Payment of certain maintenance costs within the District.
3. Repayment of subordinated notes to the Developers.

## NOTE E – SUBORDINATED NOTES

As part of the Public Improvement Partnership Agreement, the District and the Developers have entered into several contingent subordinated notes. During the year ended September 30, 2021, the District did not issue any new notes and repaid $905,412 on the contingent notes. The cumulative amount of subordinated notes at September 30, 2021 totaled $2,566,168. These amounts have been recorded as Developer contributions in prior years and relate to maintenance costs and debt service contributions. Repayment of these notes can only be made if the occupational license revenues pledged by the City exceed certain maintenance and debt service obligations. In that event, it is possible that the Developers would receive certain amounts as repayment of these subordinated notes. Because of the uncertainty surrounding repayment of these amounts, no liability has been recorded in the accompanying financial statements at September 30, 2021.

## NOTE F – RELATED PARTY TRANSACTIONS

The Developers have agreed to fund the General Fund operations of the District. In connection with the agreement, the Developers' contributions to the General Fund totaled $338,342 for the year ended September 30, 2021. The Developers have also agreed to fund the debt service requirements on the bonds, which are not paid through special assessments nor another designated source of revenue. Developer contributions to the Debt Service Fund were not needed for the current year as other revenue sources were sufficient to fund the debt service payments. At September 30, 2021, four of the board members were affiliated with the Developer, two of which are immediate family members.

## NOTE G – ECONOMIC DEPENDENCY

A significant portion of the District's activity is dependent upon continued involvement of the Developers, the loss which could have a material adverse effect on the District's operations. At September 30, 2021, the Developers owned a significant amount of the assessable property located within the District's boundaries.

## NOTE H – RISK MANAGEMENT

The District is exposed to various risks of loss related to torts; theft of, damage to and destruction of assets; errors and omissions; and natural disasters for which the government carries commercial insurance. Settled claims from these risks have not exceeded commercial insurance coverage over the past three years.

Berger, Toombs, Elam,
Gaines & Frank

Certified Public Accountants PL

600 Citrus Avenue
Suite 200
Fort Pierce, Florida 34950

772/461-6120 // 461-1155
FAX: 772/468-9278

**INDEPENDENT AUDITORS' REPORT ON INTERNAL CONTROL OVER FINANCIAL REPORTING AND ON COMPLIANCE AND OTHER MATTERS BASED ON AN AUDIT OF FINANCIAL STATEMENTS PERFORMED IN ACCORDANCE WITH *GOVERNMENT AUDITING STANDARDS***

To the Board of Supervisors
Pier Park Community Development District
Panama City Beach, Florida

We have audited, in accordance with the auditing standards generally accepted in the United States of America and the standards applicable to financial audits contained in *Government Auditing Standards* issued by the Comptroller General of the United States, the financial statements of Pier Park Community Development District, as of and for the year ended September 30, 2021, and the related notes to the financial statements, and have issued our report thereon dated June 14, 2022.

**Internal Control Over Financial Reporting**

In planning and performing our audit, we considered Pier Park Community Development District's internal control over financial reporting (internal control) as a basis for designing audit procedures that are appropriate in the circumstances for the purpose of expressing our opinions on the financial statements, but not for the purpose of expressing an opinion on the effectiveness of Pier Park Community Development District's internal control. Accordingly, we do not express an opinion on the effectiveness of Pier Park Community Development District's internal control.

A *deficiency in internal control* exists when the design or operation of a control does not allow management or employees, in the normal course of performing their assigned functions, to prevent, or detect and correct misstatements on a timely basis. A *material weakness* is a deficiency, or combination of deficiencies, in internal control, such that there is a reasonable possibility that a material misstatement of the entity's financial statements will not be prevented, or detected and corrected on a timely basis. A *significant deficiency* is a deficiency, or a combination of deficiencies, in internal control that is less severe than a material weakness, yet important enough to merit attention by those charged with governance.

Our consideration of internal control was for the limited purpose described in the first paragraph of this section and was not designed to identify all deficiencies in internal control that might be material weaknesses or significant deficiencies. Given these limitations, during our audit we did not identify any deficiencies in internal control that we consider to be material weaknesses. However, material weaknesses may exist that have not been identified.

Berger, Toombs, Elam,
Gaines & Frank
Certified Public Accountants PL

Board of Supervisors
Pier Park Community Development District

**Compliance and Other Matters**

As part of obtaining reasonable assurance about whether Pier Park Community Development District's financial statements are free of material misstatement, we performed tests of its compliance with certain provisions of laws, regulations, contracts, and grant agreements, noncompliance with which could have a direct and material effect on the determination of financial statement amounts. However, providing an opinion on compliance with those provisions was not an objective of our audit, and accordingly, we do not express such an opinion. The results of our tests disclosed no instances of noncompliance or other matters that are required to be reported under *Government Auditing Standards*.

**Purpose of this Report**

The purpose of this report is solely to describe the scope of our testing of internal control and compliance and the results of that testing, and not to provide an opinion on the effectiveness of the entity's internal control or on compliance. This report is an integral part of an audit performed in accordance with *Government Auditing Standards* in considering the entity's internal control and compliance. Accordingly, this communication is not suitable for any other purpose.

Berger Toombs Elam
Gaines + Frank

Berger, Toombs, Elam, Gaines & Frank
Certified Public Accountants PL
Fort Pierce, Florida

June 14, 2022

Berger, Toombs, Elam,
Gaines & Frank

Certified Public Accountants PL

600 Citrus Avenue
Suite 200
Fort Pierce, Florida 34950

772/461-6120 // 461-1155
FAX: 772/468-9278

# MANAGEMENT LETTER

To the Board of Supervisors
Pier Park Community Development District
Panama City Beach, Florida

## Report on the Financial Statements

We have audited the financial statements of the Pier Park Community Development District as of and for the year ended September 30, 2021, and have issued our report thereon dated June 14, 2022.

## Auditor's Responsibility

We conducted our audit in accordance with auditing standards generally accepted in the United States; the standards applicable to financial audits contained in *Government Auditing Standards*, issued by the Comptroller General of the United States and Chapter 10.550, Rules of the Florida Auditor General.

## Other Reporting Requirements

We have issued our Independent Auditor's Report on Internal Control over Financial Reporting and on Compliance and Other Matters Based on an Audit of Financial Statements Performed in Accordance with *Government Auditing Standards* and our Independent Auditor's Report on an examination conducted in accordance with *AICPA Professionals Standards*, AT-C Section 315, regarding compliance requirements in accordance with Chapter 10.550, Rules of the Auditor General. Disclosures in those reports, which are dated June 14, 2022, should be considered in conjunction with this management letter.

## Prior Audit Findings

Section 10.554(1)(i)1., Rules of the Auditor General, requires that we determine whether or not corrective actions have been taken to address findings and recommendations made in the preceding financial audit report. There were no findings or recommendations made in the preceding financial audit report.

## Financial Condition and Management

Section 10.554(1)(i)5.a. and 10.556(7), Rules of the Auditor General, require us to apply appropriate procedures and communicate the results of our determination as to whether or not Pier Park Community Development District has met one or more of the conditions described in Section 218.503(1), Florida Statutes, and to identify the specific conditions met. In connection with our audit, we determined that Pier Park Community Development District did not meet any of the conditions described in Section 218.503(1) Florida Statutes.

To the Board of Supervisors
Pier Park Community Development District

Pursuant to Sections 10.554(1)(i)5.b. and 10.556(8), Rules of the Auditor General, we applied financial condition assessment procedures for Pier Park Community Development District. It is management's responsibility to monitor the Pier Park Community Development District's financial condition; our financial condition assessment was based in part on the representations made by management and the review of the financial information provided by the same as of September 30, 2021.

Section 10.554(1)(i)2., Rules of the Auditor General, requires that we communicate any recommendations to improve financial management. In connection with our audit, we did not have any such recommendations.

**Specific Information**

The information provided below was provided by management and has not been audited; therefore, we do not express an opinion or provide any assurance on the information.

As required by Section 218.39(3)(c) and Section 218.32(1)(c), Florida Statutes, and Section 10.554(1)(i)6, Rules of the Auditor General, the Pier Park Community Development District reported:

1) The total number of district employees compensated in the last pay period of the District's fiscal year: 0
2) The total number of independent contractors to whom nonemployee compensation, defined as individuals or entities that receive 1099s, was paid in the last month of the District's fiscal year: 6
3) All compensation earned by or awarded to employees, whether paid or accrued, regardless of contingency: N/A
4) All compensation earned by or awarded to nonemployee independent contractors, defined as entities or individuals that receive 1099s, whether paid or accrued, regardless of contingency: $49,905
5) Each construction project with a total cost of at least $65,000 approved by the District that is scheduled to begin on or after October 1, 2020, together with the total expenditures for such project: The District had no construction projects.
6) A budget variance based on the budget adopted under Section 189.016(4), Florida Statutes, before the beginning of the fiscal year being reported if the District amends a final adopted budget under Section 189.016(6), Florida Statutes: There were no amendments to the FY 2021 budget.

As required by Section 218.39(3)(c) and Section 218.32(1)(c), Florida Statutes, and Section 10.554(1)(i)8, Rules of the Auditor General, the Pier Park Community Development District reported:

7) The rate or rates of non-ad valorem special assessments imposed by the District: The District direct assessed the Developers $466,459.
8) The amount of special assessments collected by or on behalf of the District: $466,459
9) The total amount of outstanding bonds issued by the District and the terms of such bonds: Series 2014, $11,810,000 matures May 2034.

Berger, Toombs, Elam,
Gaines & Frank
Certified Public Accountants PL

To the Board of Supervisors
Pier Park Community Development District

**Additional Matters**

Section 10.554(1)(i)3., Rules of the Auditor General, requires us to communicate noncompliance with provisions of contracts or grant agreements, or abuse, that have occurred, or are likely to have occurred, that have an effect on the financial statements that is less than material but warrants the attention of those charged with governance. In connection with our audit, we did not note any such findings.

**Purpose of this Letter**

Our management letter is intended solely for the information and use of the Legislative Auditing Committee, members of the Florida Senate and the Florida House of Representatives, the Florida Auditor General, Federal and other granting agencies, the Board of Supervisors, and applicable management, and is not intended to be and should not be used by anyone other than these specified parties.

Berger, Toombs, Elam, Gaines & Frank
Certified Public Accountants PL
Fort Pierce, Florida

June 14, 2022

Berger, Toombs, Elam,
Gaines & Frank

Certified Public Accountants PL

600 Citrus Avenue
Suite 200
Fort Pierce, Florida 34950

772/461-6120 // 461-1155
FAX: 772/468-9278

## INDEPENDENT ACCOUNTANTS' REPORT/COMPLIANCE WITH SECTION 218.415, FLORIDA STATUTES

To the Board of Supervisors
Pier Park Community Development District
Panama City Beach, Florida

We have examined Pier Park Community Development District's compliance with Section 218.415, Florida Statutes during the year ended September 30, 2021. Management is responsible for Pier Park Community Development District's compliance with those requirements. Our responsibility is to express an opinion on Pier Park Community Development District's compliance based on our examination.

Our examination was conducted in accordance with attestation standards established by the American Institute of Certified Public Accountants and, accordingly, included examining, on a test basis, evidence about Pier Park Community Development District's compliance with those requirements and performing such other procedures as we considered necessary in the circumstances. We believe that our examination provides a reasonable basis for our opinion. Our examination does not provide a legal determination on Pier Park Community Development District's compliance with the specified requirements.

In our opinion, Pier Park Community Development District complied, in all material respects, with the aforementioned requirements during the year ended September 30, 2021.

Berger Toombs Elam Gaines & Frank

Berger, Toombs, Elam, Gaines & Frank
Certified Public Accountants PL
Fort Pierce, Florida

June 14, 2022

# Tab 6

**TEMPLATE FOR LOCAL GOVERNMENTS AND SPECIAL DISTRICTS FOR PERFORMING A STORMWATER NEEDS ANALYSIS PURSUANT TO SECTION 5 OF SECTION 403.9302, FLORIDA STATUTES**

INTRODUCTION

As part of the 2021 regular session, the Legislature recognized the need for a long-term planning process for stormwater and wastewater. Section 403.9302, Florida Statutes, requires a 20-year needs analysis from the local governments providing stormwater services. Because this planning document is forward-looking, it will necessarily include a large number of assumptions about future actions. These assumptions should be based on any available information coupled with best professional judgment of the individuals completing the document.

Completing this template by June 30, 2022, will fulfill the statutory requirements for the first round of 20-year needs analyses for stormwater. The template was generated by EDR in cooperation with local governments, Special Districts, the Florida Department of Environmental Protection (DEP), the Water Management Districts, the Florida Stormwater Association, private consultants, and others. Use of this tool will help ensure that information is compiled consistently for the Office of Economic & Demographic Research's (EDR) report to the Legislature.

For the purposes of this document, a stormwater management program and a stormwater management system are as defined in statute (s. 403.031(15) and (16), F.S., respectively; language provided here: https://www.flsenate.gov/Laws/Statutes/2021/403.031). Plainly speaking, the "program" is the institutional framework whereby stormwater management activities (MS4 NPDES permit activities, and other regulatory activities, construction, operation and maintenance, *etc.* ) are carried out by the public authority. The "system" comprises the physical infrastructure that is owned and/or operated by the local government or special district that specifically is intended to control, convey or store stormwater runoff for treatment and flood protection purposes.

For the purposes of this document, the following guiding principles have been adopted:

- Stormwater systems or facilities owned and operated by any of the following are excluded from reporting requirements for local governments and special districts:
  - Private entities or citizens
  - Federal government
  - State government, including the Florida Department of Transportation (FDOT)
  - Water Management Districts
  - School districts
  - State universities or Florida colleges
- Local government expenditures associated with routine operation and maintenance are fully funded prior to commencing new projects and initiatives.
- Local government submissions will include the activities of dependent special districts. Only independent special districts report separately. For a list of all special districts in the state and their type (*i.e.,* dependent or independent), please see the Department of Economic Opportunity's Official List of Special Districts at the following link: http://specialdistrictreports.floridajobs.org/webreports/alphalist.aspx.
- With respect to federal and state statutes and rulemaking, current law and current administration prevails throughout the 20-year period. In other words, the state's present legal framework (*i.e.,* the status quo) continues throughout the period.

GENERAL INSTRUCTIONS FOR USING THE TEMPLATE

Instructions for submitting the template are still under development. Additional information regarding submission and answers to frequently asked questions will be posted on EDR's website, along with other useful materials, here: http://edr.state.fl.us/Content/natural-resources/stormwaterwastewater.cfm

The statutory language forms the titles for each part. This template asks that you group your recent and projected expenditures in prescribed categories. A detailed list of the categories is provided in part 5.0.

The same project should not appear on multiple tables in the jurisdiction's response unless the project's expenditures are allocated between those tables. All expenditures should be reported in $1,000s (*e.g.,* five hundred thousand dollars should be reported as $500).

For any jurisdiction that is contracting with another jurisdiction where both could be reporting the same expenditure, please contact EDR for additional guidance. In situations where a reporting jurisdiction contracts with a non-reporting jurisdiction, (*i.e.,* FDOT, the water management districts, the state or federal government), the reporting jurisdiction should include the expenditures.

When reporting cost information, please only include the expenditures that have flowed, are flowing, or will likely flow through your jurisdiction's budget. While necessary to comply with the statute, the concept of "future expenditures" should be viewed as an expression of identified needs.

**These projections are necessarily speculative and do not represent a firm commitment to future budget actions by the jurisdiction.**

This Excel workbook contains three worksheets for data entry. (Along the bottom of the screen, the three tabs are highlighted green.) Empty cells with visible borders are unlocked for data entry. In the first tab, titled "Background through Part 4," the information requested is either text, a dropdown list (*e.g.,* Yes or No), or a checkbox. The next tab, "Part 5 through Part 8," contains tables for expenditure or revenue data as well as some follow-up questions that may have checkboxes, lists, or space for text.

In Part 5 and Part 6, the expenditure tables have space for up to 5 projects. More projects can be listed in the "Additional Projects" tab. This tab contains a table with space for up to 200 additional projects. In order for these additional projects and expenditures to be correctly classified and included in the final totals, each project must be assigned a Project Type and Funding Source Type the from the dropdown lists in columns B and C.

Links to Template Parts:


- Background Information
- Part 1
- Part 2
- Part 3
- Part 4
- Part 5
- Part 6
- Part 7
- Part 8
- Additional Projects - This table contains additional rows for projects that do not fit into the main tables in Parts 5 and 6

**Background Information**

Please provide your contact and location information, then proceed to the template on the next sheet.

| | |
|---|---|
| Name of Local Government: | Pier Park Community Development District |
| Name of stormwater utility, if applicable: | |
| Contact Person | |
| Name: | Robert Carroll, P.E. |
| Position/Title: | District Engineer |
| Email Address: | rcarroll@mcneilcarroll.com |
| Phone Number: | 850-234-1730 |

Indicate the Water Management District(s) in which your service area is located.

| | |
|---|---|
| ☑ | Northwest Florida Water Management District (NWFWMD) |
| ☐ | Suwannee River Water Management District (SRWMD) |
| ☐ | St. Johns River Water Management District (SJRWMD) |
| ☐ | Southwest Florida Water Management District (SWFWMD) |
| ☐ | South Florida Water Management District (SFWMD) |

Indicate the type of local government:

| | |
|---|---|
| ☐ | Municipality |
| ☐ | County |
| ☑ | Independent Special District |

**Part 1.0 Detailed description of the stormwater management program (Section 403.9302(3)(a), F.S.)**

The stormwater management program, as defined in the Introduction, includes those activities associated with the management, operation and maintenance, and control of stormwater and stormwater management systems, including activities required by state and federal law. The detailed program description is divided into multiple subparts consisting of narrative and data fields.

**Part 1.1 Narrative Description:**

Please provide a brief description of the current institutional strategy for managing stormwater in your jurisdiction. Please include any mission statement, divisions or departments dedicated solely or partly to managing stormwater, dedicated funding sources, and other information that best describes your approach to stormwater:

The Pier Park Community Development District is specifically authorized by Florida Statute 190 to finance, fund, plan, establish, acquire, construct or reconstruct, enlarge or extend, equip, operate and maintain the onsite stormwater management facility.

On a scale of 1 to 5, with 5 being the highest, please indicate the importance of each of the following goals for your program:

| 0 | 1 | 2 | 3 | 4 | 5 | |
|---|---|---|---|---|---|---|
| ☐ | ☐ | ☐ | ☐ | ☐ | ☑ | Drainage & flood abatement (such as flooding events associated with rainfall and hurricanes) |
| ☐ | ☐ | ☐ | ☐ | ☐ | ☑ | Water quality improvement (TMDL Process/BMAPs/other) |
| ☐ | ☐ | ☐ | ☐ | ☐ | ☑ | Reduce vulnerability to adverse impacts from flooding related to increases in frequency and duration of rainfall events, storm surge and sea level rise |
| | | | | | | Other: |
| ☐ | ☐ | ☐ | ☐ | ☐ | ☐ | |
| ☐ | ☐ | ☐ | ☐ | ☐ | ☐ | |
| ☐ | ☐ | ☐ | ☐ | ☐ | ☐ | |
| ☐ | ☐ | ☐ | ☐ | ☐ | ☐ | |

**Part 1.2 Current Stormwater Program Activities:**

Please provide answers to the following questions regarding your stormwater management program.

| | |
|---|---|
| ● Does your jurisdiction have an NPDES Municipal Separate Storm Sewer System (MS4) Permit? | No |
| If yes, is your jurisdiction regulated under Phase I or Phase II of the NPDES Program: | |
| ● Does your jurisdiction have a dedicated stormwater utility? | Yes |
| If no, do you have another funding mechanism? | |

If yes, please describe your funding mechanism.

Community Development Districts are specifically authorized by Florida Statute 190 to finance, fund, plan, establish, acquire, construct or reconstruct, enlarge or extend, equip, operate and maintain systems, facilities and infrastructure.

| | |
|---|---|
| ● Does your jurisdiction have a Stormwater Master Plan or Plans? | Yes |

If Yes:

| | |
|---|---|
| How many years does the plan(s) cover? | 20 |

Are there any unique features or limitations that are necessary to understand what the plan does or does not address?

the community contains stormwater pond #3A,B,C, stormwater pond #4 and Stormwater Pond #5 to provide stormwater treatment and attenuation

Please provide a link to the most recently adopted version of the document (if it is published online):

| | |
|---|---|
| ● Does your jurisdiction have an asset management (AM) system for stormwater infrastructure? | Yes |
| If Yes, does it include 100% of your facilities? | Yes |
| If your AM includes less than 100% of your facilities, approximately what percent of your facilities are included? | |

- Does your stormwater management program implement the following (answer Yes/No):

| | |
|---|---|
| A construction sediment and erosion control program for new construction (plans review and/or inspection)? | Yes |
| An illicit discharge inspection and elimination program? | Yes |
| A public education program? | Yes |
| A program to involve the public regarding stormwater issues? | Yes |
| A "housekeeping" program for managing stormwater associated with vehicle maintenance yards, chemical storage, fertilizer management, *etc.* ? | Yes |
| A stormwater ordinance compliance program (*i.e.,* for low phosphorus fertilizer)? | No |
| Water quality or stream gage monitoring? | No |
| A geospatial data or other mapping system to locate stormwater infrastructure (GIS, *etc.* )? | No |
| A system for managing stormwater complaints? | Yes |

Other specific activities?

Notes or Comments on any of the above:

**Part 1.3 Current Stormwater Program Operation and Maintenance Activities**

Please provide answers to the following questions regarding the operation and maintenance activities undertaken by your stormwater management program.

- Does your jurisdiction typically assume maintenance responsibility for stormwater systems associated with new private development (*i.e.,* systems that are dedicated to public ownership and/or operation upon completion)? — No

Notes or Comments on the above:

- Does your stormwater operation and maintenance program implement any of the following (answer Yes/No)

| | |
|---|---|
| Routine mowing of turf associated with stormwater ponds, swales, canal/lake banks, *etc.* ? | Yes |
| Debris and trash removal from pond skimmers, inlet grates, ditches, *etc.* ? | Yes |
| Invasive plant management associated with stormwater infrastructure? | Yes |
| Ditch cleaning? | Yes |
| Sediment removal from the stormwater system (vactor trucks, other)? | Yes |
| Muck removal (dredging legacy pollutants from water bodies, canal, *etc.* )? | No |
| Street sweeping? | No |
| Pump and mechanical maintenance for trash pumps, flood pumps, alum injection, *etc.* ? | No |
| Non-structural programs like public outreach and education? | Yes |

Other specific routine activities?

**Part 2. Detailed description of the stormwater management system and its facilities and projects (continued Section 403.9302(3)(a), F.S.)**

A stormwater management system, as defined in the Introduction, includes the entire set of site design features and structural infrastructure for collection, conveyance, storage, infiltration, treatment, and disposal of stormwater. It may include drainage improvements and measures to prevent streambank channel erosion and habitat degradation. This section asks for a summary description of your stormwater management system. It is not necessary to provide geospatial asset data or a detailed inventory. For some, it may be possible to gather the required data from your Asset Management (AM) system. For others, data may be gathered from sources such as an MS4 permit application, aerial photos, past or ongoing budget investments, water quality projects, or any other system of data storage/management that is employed by the jurisdiction.

Please provide answers to the following questions regarding your stormwater system inventory. Enter zero (0) if your system does not include the component.

| | Number | Unit of Measurement |
|---|---|---|
| Estimated feet or miles of buried culvert: | 32,000.00 | Feet |
| Estimated feet or miles of open ditches/conveyances (lined and unlined) that are maintained by the stormwater program: | 0.00 | Feet |
| Estimated number of storage or treatment basins (*i.e.,* wet or dry ponds): | 5 | |
| Estimated number of gross pollutant separators including engineered sediment traps such as baffle boxes, hydrodynamic separators, *etc.* : | 0 | |
| Number of chemical treatment systems (*e.g.,* alum or polymer injection): | 0 | |
| Number of stormwater pump stations: | 0 | |
| Number of dynamic water level control structures (*e.g.,* operable gates and weirs that control canal water levels): | 5 | |
| Number of stormwater treatment wetland systems: | 0 | |
| Other: | | |
| | | |
| | | |
| | | |
| | | |
| | | |
| | | |

Notes or Comments on any of the above:

Which of the following green infrastructure best management practices do you use to manage water flow and/or improve water quality (answer Yes/No):

| Best Management Practice | Current | Planned |
|---|---|---|
| Tree boxes | No | No |
| Rain gardens | No | No |
| Green roofs | No | No |
| Pervious pavement/pavers | No | No |
| Littoral zone plantings | Yes | No |
| Living shorelines | No | No |
| Other Best Management Practices: | | |
| | No | No |
| | | |
| | | |
| | | |
| | | |

Please indicate which resources or documents you used when answering these questions (check all that apply).

- [x] Asset management system
- [ ] GIS program
- [ ] MS4 permit application
- [ ] Aerial photos
- [x] Past or ongoing budget investments
- [ ] Water quality projects

Other(s):

Original permit drawings and as builts

**Part 3. The number of current and projected residents served calculated in 5-year increments (Section 403.9302(3)(b), F.S.)**

Counties and municipalities: Instead of requiring separate population projections, EDR will calculate the appropriate population estimates for each municipality or the unincorporated area of the county. If your service area is less than or more than your local government's population, please describe in the first text box provided below for part 4.0.

Independent Special Districts:

If an independent special district's boundaries are completely aligned with a county or a municipality, identify that jurisdiction here:

property is within City limits of Panama City Beach

Any independent special district whose boundaries do not coincide with a county or municipality must submit a GIS shapefile with the current and projected service area. EDR will calculate the appropriate population estimates based on that map. Submission of this shapefile also serves to complete Part 4.0 of this template.

**Part 4.0 The current and projected service area for the stormwater management program or stormwater management system (Section 403.9302(3)(c), F.S.)**

Rather than providing detailed legal descriptions or maps, this part of the template is exception-based. In this regard, if the stormwater service area is less than or extends beyond the geographic limits of your jurisdiction, please explain.

all of the stormwater management system has been installed and is within the Pier Park Community Development District

Similarly, if your service area is expected to change within the 20-year horizon, please describe the changes (*e.g.,* the expiration of an interlocal agreement, introduction of an independent special district, *etc.* ).

all of the infrastructure has been installed for the community.

**Proceed to Part 5**

**Part 5.0 The current and projected cost of providing services calculated in 5-year increments (Section 403.9302(3)(d), F.S.)**

Given the volume of services, jurisdictions should use the template's service groupings rather than reporting the current and projected cost of each individual service. Therefore, for the purposes of this document, "services" means:

1. Routine operation and maintenance (inclusive of the items listed in Part 1.3 of this document, ongoing administration, and non-structural programs)
2. Expansion (that is, improvement) of a stormwater management system.

Expansion means new work, new projects, retrofitting, and significant upgrades. Within the template, there are four categories of expansion projects

1. Flood protection, addressed in parts 5.2 and 5.3… this includes capital projects intended for flood protection/flood abatement
2. Water quality, addressed in part 5.2 and 5.3… this includes stormwater projects related to water quality improvement, such as BMAPs; projects to benefit natural systems through restoration or enhancement; and stormwater initiatives that are part of aquifer recharge projects
3. Resiliency, addressed in part 5.4… this includes all major stormwater initiatives that are developed specifically to address the effects of climate change, such as sea level rise and increased flood events
4. End of useful life replacement projects, addressed in part 6.0… this includes major expenses associated with the replacement of aging infrastructure

While numbers 3 and 4 have components that would otherwise fit into the first two categories, they are separately treated given their overall importance to the Legislature and other policymakers.

Expansion projects are further characterized as currently having either a committed funding source or no identified funding source. Examples of a committed funding source include the capacity to absorb the project's capital cost within current budget levels or forecasted revenue growth; financing that is underway or anticipated (bond or loan); known state or federal funding (appropriation or grant); special assessment; or dedicated cash reserves for future expenditure.

All answers should be based on local fiscal years (LFY, beginning October 1 and running through September 30). Please use nominal dollars for each year, but include any expected cost increases for inflation or population growth. Please check the EDR website for optional growth rate schedules that may be helpful.

**If you have more than 5 projects in a particular category, please use the "Additional Projects" tab. There, you can use dropdown lists to choose the project category and whether there is a committed funding source, then enter the project name and expenditure amounts.**

**Part 5.1 Routine Operation and Maintenance**

Please complete the table below, indicating the cost of operation and maintenance activities for the current year and subsequent five-year increments throughout the 20-year horizon. Your response to this part should exclude future initiatives associated with resiliency or major expenses associated with the replacement of aging infrastructure; these activities are addressed in subparts 5.4 and 6.0. However, do include non-structural programs like public outreach and education in this category.

If specific cost data is not yet available for the current year, the most recent (2020-21) O&M value can be input into the optional growth rate schedules (available on EDR's website as an Excel workbook). The most recent O&M value can be grown using the provided options for inflation, population growth, or some other metric of your choosing. If the growth in your projected total O&M costs is more than 15% over any five-year increment, please provide a brief explanation of the major drivers.

**Routine Operation and Maintenance**

Expenditures (in $thousands)

| | LFY 2021-2022 | 2022-23 to 2026-27 | 2027-28 to 2031-32 | 2032-33 to 2036-37 | 2037-38 to 2041-42 |
|---|---|---|---|---|---|
| Operation and Maintenance Costs | 12 | 13 | 13 | 13 | 13 |
| Brief description of growth greater than 15% over any 5-year period: | | | | | |
| | | | | | |

**Part 5.2 Future Expansion (Committed Funding Source)**

Please list expansion projects and their associated costs for the current year and subsequent five-year increments throughout the 20-year planning horizon. In this section, include stormwater system expansion projects or portions of projects with a committed funding source. If you include a portion of a project that is not fully funded, the project's remaining cost must be included in part 5.3, Expansion Projects with No Identified Funding Source.

Though many, if not most, stormwater projects benefit both flood protection and water quality, please use your best judgment to either allocate costs or simply select the primary purpose from the two categories below.

5.2.1 Flood Protection (Committed Funding Source): Provide a list of all scheduled new work, retrofitting and upgrades related to flood protection/flood abatement. Include infrastructure such as storage basins, piping and other conveyances, land purchases for stormwater projects, *etc* . Also include major hardware purchases such as vactor/jet trucks.

5.2.2 Water Quality Projects (Committed Funding Source): Please provide a list of scheduled water quality projects in your jurisdiction, such as treatment basins, alum injection systems, green infrastructure, water quality retrofits, *etc.,* that have a direct stormwater component. The projected expenditures should reflect only those costs.

- If you are party to an adopted BMAP, please include the capital projects associated with stormwater in this table. Include BMAP project number, cost to your jurisdiction, and year(s) that capital improvement costs are to be incurred. For reference, DEP publishes a complete list of adopted BMAP projects as an appendix in their Annual STAR Report.

**Expansion Projects with a Committed Funding Source**

**5.2.1 Flood Protection** Expenditures (in $thousands)

| Project Name | LFY 2021-2022 | 2022-23 to 2026-27 | 2027-28 to 2031-32 | 2032-33 to 2036-37 | 2037-38 to 2041-42 |
|---|---|---|---|---|---|
| | | | | | |
| | | | | | |
| | | | | | |
| | | | | | |
| | | | | | |

**5.2.2 Water Quality** Expenditures (in $thousands)

| Project Name (or, if applicable, BMAP Project Number or ProjID) | LFY 2021-2022 | 2022-23 to 2026-27 | 2027-28 to 2031-32 | 2032-33 to 2036-37 | 2037-38 to 2041-42 |
|---|---|---|---|---|---|
| | | | | | |
| | | | | | |
| | | | | | |
| | | | | | |
| | | | | | |

**Part 5.3 Future Expansion with No Identified Funding Source**

Please provide a list of known expansion projects or anticipated need(s) without formal funding commitments(s), formal pledges, or obligations. If you included a portion of a project that was partially covered by a committed source in part 5.2 above, list the projects and their remaining costs below.

5.3.1 Future Flood Protection with No Identified Funding Source: Please provide a list of future flood protection/flood abatement projects, associated land purchases, or major hardware purchases that are needed in your jurisdiction over the next 20 years. Future needs may be based on Master Plans, Comprehensive Plan Elements, Water Control Plans, areas of frequent flooding, hydrologic and hydraulic modeling, public safety, increased frequency of maintenance, desired level of service, flooding complaints, *etc.*

5.3.2 Future Water Quality Projects with no Identified Funding Source: Please provide a list of future stormwater projects needed in your jurisdiction over the next 20 years that are primarily related to water quality issues. Future needs may be based on proximity to impaired waters or waters with total maximum daily loads (TMDLs), BMAPs, state adopted Restoration Plans, Alternative Restoration Plans, or other local water quality needs.

- If you are party to an adopted BMAP, please list capital projects associated with stormwater. Include BMAP project number, cost to your jurisdiction, and year(s) that capital improvement costs are to be incurred.
- List other future water quality projects, including those in support of local water quality goals as well as those identified in proposed (but not yet adopted) BMAPs.

**Expansion Projects with No Identified Funding Source**

**5.3.1 Flood Protection** Expenditures (in $thousands)

| Project Name | LFY 2021-2022 | 2022-23 to 2026-27 | 2027-28 to 2031-32 | 2032-33 to 2036-37 | 2037-38 to 2041-42 |
|---|---|---|---|---|---|
| | | | | | |
| | | | | | |
| | | | | | |
| | | | | | |
| | | | | | |

**5.3.2 Water Quality** Expenditures (in $thousands)

| Project Name (or, if applicable, BMAP Project Number or ProjID) | LFY 2021-2022 | 2022-23 to 2026-27 | 2027-28 to 2031-32 | 2032-33 to 2036-37 | 2037-38 to 2041-42 |
|---|---|---|---|---|---|
| | | | | | |
| | | | | | |
| | | | | | |
| | | | | | |
| | | | | | |

Please indicate which resources or documents you used to complete table 5.3 (check all that apply).

| | |
|---|---|
| ☑ | Stormwater Master Plan |
| ☑ | Basin Studies or Engineering Reports |
| ☐ | Adopted BMAP |
| ☐ | Adopted Total Maximum Daily Load |
| ☐ | Regional or Basin-specific Water Quality Improvement Plan or Restoration Plan |
| | Specify: |
| ☐ | Other(s): |

**Part 5.4 Stormwater projects that are part of resiliency initiatives related to climate change**

Please list any stormwater infrastructure relocation or modification projects and new capital investments specifically needed due to sea level rise, increased flood events, or other adverse effects of climate change. When aggregating, include O&M costs for these future resiliency projects and investments in this table (not in part 5.1). If your jurisdiction participates in a Local Mitigation Strategy (LMS), also include the expenditures associated with your stormwater management system in this category (for example, costs identified on an LMS project list).

**Resiliency Projects with a Committed Funding Source** Expenditures (in $thousands)

| Project Name | LFY 2021-2022 | 2022-23 to 2026-27 | 2027-28 to 2031-32 | 2032-33 to 2036-37 | 2037-38 to 2041-42 |
|---|---|---|---|---|---|
| | | | | | |
| | | | | | |
| | | | | | |
| | | | | | |
| | | | | | |

**Resiliency Projects with No Identified Funding Source** Expenditures (in $thousands)

| Project Name | LFY 2021-2022 | 2022-23 to 2026-27 | 2027-28 to 2031-32 | 2032-33 to 2036-37 | 2037-38 to 2041-42 |
|---|---|---|---|---|---|
| | | | | | |
| | | | | | |
| | | | | | |
| | | | | | |
| | | | | | |

- Has a vulnerability assessment been completed for your jurisdiction's storm water system? No
  - If no, how many facilities have been assessed? None
- Does your jurisdiction have a long-range resiliency plan of 20 years or more? No
  - If yes, please provide a link if available:
  - If no, is a planning effort currently underway? No

**Part 6.0 The estimated remaining useful life of each facility or its major components (Section 403.9302(3)(e), F.S.)**

Rather than reporting the exact number of useful years remaining for individual components, this section is constructed to focus on infrastructure components that are targeted for replacement and will be major expenses within the 20-year time horizon. Major replacements include culverts and pipe networks, control structures, pump stations, physical/biological filter media, *etc* . Further, the costs of retrofitting when used in lieu of replacement (such as slip lining) should be included in this part. Finally, for the purposes of this document, it is assumed that open storage and conveyance systems are maintained (as opposed to replaced) and have an unlimited service life.

In order to distinguish between routine maintenance projects and the replacement projects to be included in this part, only major expenses are included here. A major expense is defined as any single replacement project greater than 5% of the jurisdiction's total O&M expenditures over the most recent five-year period (such as a project in late 2021 costing more than 5% of the O&M expenditures for fiscal years 2016-2017 to 2020-2021).

**If you have more than 5 projects in a particular category, please use the "Additional Projects" tab. There, you can use dropdown lists to choose the project category and whether there is a committed funding source, then enter the project name and expenditure amounts.**

**End of Useful Life Replacement Projects with a Committed Funding Source**

| | Expenditures (in $thousands) | | | | |
|---|---|---|---|---|---|
| Project Name | LFY 2021-2022 | 2022-23 to 2026-27 | 2027-28 to 2031-32 | 2032-33 to 2036-37 | 2037-38 to 2041-42 |
| | | | | | |
| | | | | | |
| | | | | | |
| | | | | | |
| | | | | | |

**End of Useful Life Replacement Projects with No Identified Funding Source**

| | Expenditures (in $thousands) | | | | |
|---|---|---|---|---|---|
| Project Name | LFY 2021-2022 | 2022-23 to 2026-27 | 2027-28 to 2031-32 | 2032-33 to 2036-37 | 2037-38 to 2041-42 |
| | | | | | |
| | | | | | |
| | | | | | |
| | | | | | |
| | | | | | |

**Part 7.0 The most recent 5-year history of annual contributions to, expenditures from, and balances of any capital account for maintenance or expansion of any facility or its major components. (Section 403.9302(3)(f), F.S.)**

This part of the template also addresses a portion of s. 403.9302(3)(g), F.S., by including historical expenditures. Many local governments refer to these as “actual” expenditures.

Consistent with expenditure projections, the jurisdiction’s actual expenditures are categorized into routine O&M, expansion, resiliency projects, and replacement of aging infrastructure. Additionally, the table includes space for reserve accounts. EDR’s interpretation of subparagraph 403.9302(3)(f), F.S., is that “capital account” refers to any reserve account developed specifically to cover future expenditures.

Note that for this table:

- Expenditures for local fiscal year 2020-21 can be estimated based on the most current information if final data is not yet available.
- Current Year Revenues include tax and fee collections budgeted for that fiscal year as well as unexpended balances from the prior year (balance forward or carry-over) unless they are earmarked for the rainy day or a dedicated reserve as explained in the following bullets.
- Bond proceeds should reflect only the amount expended in the given year.
- A reserve is a dedicated account to accumulate funds for a specific future expenditure.
- An all-purpose rainy day fund is a type of working capital fund typically used to address costs associated with emergencies or unplanned events.

The sum of the values reported in the "Funding Sources for Actual Expenditures" columns should equal the total "Actual Expenditures" amount. The cells in the "Funding Sources for Actual Expenditures" section will be highlighted red if their sum does not equal the "Actual Expenditures" total.

If you do not have a formal reserve dedicated to your stormwater system, please enter zero for the final two reserve columns.

**Routine O&M**

| | Total | Funding Sources for Actual Expenditures | | | | | |
|---|---|---|---|---|---|---|---|
| | Actual Expenditures | Amount Drawn from Current Year Revenues | Amount Drawn from Bond Proceeds | Amount Drawn from Dedicated Reserve | Amount Drawn from All-Purpose Rainy Day Fund | Contributions to Reserve Account | Balance of Reserve Account |
| 2016-17 | Total O&M | 6,010 | | | | | |
| 2017-18 | Total O&M | 7,262 | | | | | |
| 2018-19 | Total O&M | 6,208 | | | | | |
| 2019-20 | Total O&M | 6,918 | | | | | |
| 2020-21 | Total O&M | 11,977 | | | | | |

**Expansion**

| | Total | Funding Sources for Actual Expenditures | | | | | |
|---|---|---|---|---|---|---|---|
| | Actual Expenditures | Amount Drawn from Current Year Revenues | Amount Drawn from Bond Proceeds | Amount Drawn from Dedicated Reserve | Amount Drawn from All-Purpose Rainy Day Fund | Contributions to Reserve Account | Balance of Reserve Account |
| 2016-17 | | | | | | | |
| 2017-18 | | | | | | | |
| 2018-19 | | | | | | | |
| 2019-20 | | | | | | | |
| 2020-21 | | | | | | | |

**Resiliency**

| | Total | Funding Sources for Actual Expenditures | | | | | |
|---|---|---|---|---|---|---|---|
| | Actual Expenditures | Amount Drawn from Current Year Revenues | Amount Drawn from Bond Proceeds | Amount Drawn from Dedicated Reserve | Amount Drawn from All-Purpose Rainy Day Fund | Contributions to Reserve Account | Balance of Reserve Account |
| 2016-17 | | | | | | | |
| 2017-18 | | | | | | | |
| 2018-19 | | | | | | | |
| 2019-20 | | | | | | | |
| 2020-21 | | | | | | | |

**Replacement of Aging Infrastructure**

| | Total | Funding Sources for Actual Expenditures | | | | | |
|---|---|---|---|---|---|---|---|
| | Actual Expenditures | Amount Drawn from Current Year Revenues | Amount Drawn from Bond Proceeds | Amount Drawn from Dedicated Reserve | Amount Drawn from All-Purpose Rainy Day Fund | Contributions to Reserve Account | Balance of Reserve Account |
| 2016-17 | | | | | | | |
| 2017-18 | | | | | | | |
| 2018-19 | | | | | | | |
| 2019-20 | | | | | | | |
| 2020-21 | | | | | | | |

**Part 8.0 The local government's plan to fund the maintenance or expansion of any facility or its major components. The plan must include historical and estimated future revenues and expenditures with an evaluation of how the local government expects to close any projected funding gap (Section 403.9302(3)(g), F.S.)**

In this template, the historical data deemed necessary to comply with s. 403.9302(3)(g), F.S., was included in part 7.0. This part is forward looking and includes a funding gap calculation. The first two tables will be auto-filled from the data you reported in prior tables. To do this, EDR will rely on this template's working definition of projects with committed funding sources, *i.e.,* EDR assumes that all committed projects have committed revenues. Those projects with no identified funding source are considered to be unfunded. EDR has automated the calculation of projected funding gaps based on these assumptions.

| **Committed Funding Source** | 2022-23 to 2026-27 | 2027-28 to 2031-32 | 2032-33 to 2036-37 | 2037-38 to 2041-42 |
|---|---|---|---|---|
| Maintenance | 13 | 13 | 13 | 13 |
| Expansion | 0 | 0 | 0 | 0 |
| Resiliency | 0 | 0 | 0 | 0 |
| Replacement/Aging Infrastructure | 0 | 0 | 0 | 0 |
| Total Committed Revenues (=Total Committed Projects) | 13 | 13 | 13 | 13 |

| **No Identified Funding Source** | 2022-23 to 2026-27 | 2027-28 to 2031-32 | 2032-33 to 2036-37 | 2037-38 to 2041-42 |
|---|---|---|---|---|
| Maintenance | 0 | 0 | 0 | 0 |
| Expansion | 0 | 0 | 0 | 0 |
| Resiliency | 0 | 0 | 0 | 0 |
| Replacement/Aging Infrastructure | 0 | 0 | 0 | 0 |
| Projected Funding Gap (=Total Non-Committed Needs) | 0 | 0 | 0 | 0 |

For any specific strategies that will close or lessen a projected funding gap, please list them in the table below. For each strategy, also include the expected new revenue within the five-year increments.

| **Strategies for New Funding Sources** | 2022-23 to 2026-27 | 2027-28 to 2031-32 | 2032-33 to 2036-37 | 2037-38 to 2041-42 |
|---|---|---|---|---|
| | | | | |
| | | | | |
| | | | | |
| | | | | |
| | | | | |
| **Total** | 0 | 0 | 0 | 0 |

| | | | | |
|---|---|---|---|---|
| **Remaining Unfunded Needs** | 0 | 0 | 0 | 0 |

## Additional Table Rows

Choose from the drop-down lists for Project Type and Funding Source Type, then fill in the project name and expenditure estimates.

Rows that are highlighted RED are either missing information in a "Project & Type Information" column or have zero expenditures.

[Link to aggregated table to crosscheck category totals and uncategorized projects.]

| Project & Type Information | | | Expenditures (in $thousands) | | | | |
|---|---|---|---|---|---|---|---|
| Project Type (Choose from dropdown list) | Funding Source Type (Choose from dropdown list) | Project Name | LFY 2021-2022 | 2022-23 to 2026-27 | 2027-28 to 2031-32 | 2032-33 to 2036-37 | 2037-38 to 2041-42 |
| | | | | | | | |
| | | | | | | | |
| | | | | | | | |
| | | | | | | | |
| | | | | | | | |
| | | | | | | | |
| | | | | | | | |
| | | | | | | | |
| | | | | | | | |
| | | | | | | | |
| | | | | | | | |
| | | | | | | | |
| | | | | | | | |
| | | | | | | | |
| | | | | | | | |
| | | | | | | | |
| | | | | | | | |
| | | | | | | | |
| | | | | | | | |
| | | | | | | | |
| | | | | | | | |
| | | | | | | | |
| | | | | | | | |
| | | | | | | | |
| | | | | | | | |
| | | | | | | | |
| | | | | | | | |
| | | | | | | | |
| | | | | | | | |
| | | | | | | | |
| | | | | | | | |
| | | | | | | | |
| | | | | | | | |
| | | | | | | | |

| Project & Type Information | | | Expenditures (in $thousands) | | | | |
|---|---|---|---|---|---|---|---|
| Project Type<br>(Choose from dropdown list) | Funding Source Type<br>(Choose from dropdown list) | Project Name | LFY 2021-2022 | 2022-23 to 2026-27 | 2027-28 to 2031-32 | 2032-33 to 2036-37 | 2037-38 to 2041-42 |
| | | | | | | | |
| | | | | | | | |
| | | | | | | | |
| | | | | | | | |
| | | | | | | | |
| | | | | | | | |
| | | | | | | | |
| | | | | | | | |
| | | | | | | | |
| | | | | | | | |
| | | | | | | | |
| | | | | | | | |
| | | | | | | | |
| | | | | | | | |
| | | | | | | | |
| | | | | | | | |
| | | | | | | | |
| | | | | | | | |
| | | | | | | | |
| | | | | | | | |
| | | | | | | | |
| | | | | | | | |
| | | | | | | | |
| | | | | | | | |
| | | | | | | | |
| | | | | | | | |
| | | | | | | | |
| | | | | | | | |
| | | | | | | | |
| | | | | | | | |
| | | | | | | | |
| | | | | | | | |
| | | | | | | | |
| | | | | | | | |
| | | | | | | | |
| | | | | | | | |
| | | | | | | | |
| | | | | | | | |
| | | | | | | | |
| | | | | | | | |

| Project & Type Information | | | Expenditures (in $thousands) | | | | |
|---|---|---|---|---|---|---|---|
| Project Type<br>(Choose from dropdown list) | Funding Source Type<br>(Choose from dropdown list) | Project Name | LFY 2021-2022 | 2022-23 to 2026-27 | 2027-28 to 2031-32 | 2032-33 to 2036-37 | 2037-38 to 2041-42 |
| | | | | | | | |
| | | | | | | | |
| | | | | | | | |
| | | | | | | | |
| | | | | | | | |
| | | | | | | | |
| | | | | | | | |
| | | | | | | | |
| | | | | | | | |
| | | | | | | | |
| | | | | | | | |
| | | | | | | | |
| | | | | | | | |
| | | | | | | | |
| | | | | | | | |
| | | | | | | | |
| | | | | | | | |
| | | | | | | | |
| | | | | | | | |
| | | | | | | | |
| | | | | | | | |
| | | | | | | | |
| | | | | | | | |
| | | | | | | | |
| | | | | | | | |
| | | | | | | | |
| | | | | | | | |
| | | | | | | | |
| | | | | | | | |
| | | | | | | | |
| | | | | | | | |
| | | | | | | | |
| | | | | | | | |
| | | | | | | | |
| | | | | | | | |
| | | | | | | | |
| | | | | | | | |
| | | | | | | | |
| | | | | | | | |
| | | | | | | | |

| Project & Type Information | | | Expenditures (in $thousands) | | | | |
|---|---|---|---|---|---|---|---|
| Project Type (Choose from dropdown list) | Funding Source Type (Choose from dropdown list) | Project Name | LFY 2021-2022 | 2022-23 to 2026-27 | 2027-28 to 2031-32 | 2032-33 to 2036-37 | 2037-38 to 2041-42 |
| | | | | | | | |
| | | | | | | | |
| | | | | | | | |
| | | | | | | | |
| | | | | | | | |
| | | | | | | | |
| | | | | | | | |
| | | | | | | | |
| | | | | | | | |
| | | | | | | | |
| | | | | | | | |
| | | | | | | | |
| | | | | | | | |
| | | | | | | | |
| | | | | | | | |
| | | | | | | | |
| | | | | | | | |
| | | | | | | | |
| | | | | | | | |
| | | | | | | | |
| | | | | | | | |
| | | | | | | | |
| | | | | | | | |
| | | | | | | | |
| | | | | | | | |
| | | | | | | | |
| | | | | | | | |
| | | | | | | | |
| | | | | | | | |
| | | | | | | | |
| | | | | | | | |
| | | | | | | | |
| | | | | | | | |
| | | | | | | | |
| | | | | | | | |
| | | | | | | | |
| | | | | | | | |
| | | | | | | | |
| | | | | | | | |
| | | | | | | | |

| Project & Type Information | | | Expenditures (in $thousands) | | | | |
|---|---|---|---|---|---|---|---|
| Project Type (Choose from dropdown list) | Funding Source Type (Choose from dropdown list) | Project Name | LFY 2021-2022 | 2022-23 to 2026-27 | 2027-28 to 2031-32 | 2032-33 to 2036-37 | 2037-38 to 2041-42 |
| | | | | | | | |
| | | | | | | | |
| | | | | | | | |
| | | | | | | | |
| | | | | | | | |
| | | | | | | | |
| | | | | | | | |
| | | | | | | | |
| | | | | | | | |
| | | | | | | | |
| | | | | | | | |
| | | | | | | | |
| | | | | | | | |
| | | | | | | | |
| | | | | | | | |
| | | | | | | | |
| | | | | | | | |
| | | | | | | | |
| | | | | | | | |
| | | | | | | | |
| | | | | | | | |
| | | | | | | | |
| | | | | | | | |
| | | | | | | | |
| | | | | | | | |
| | | | | | | | |
| | | | | | | | |
| | | | | | | | |
| | | | | | | | |
| | | | | | | | |
| | | | | | | | |
| | | | | | | | |
| | | | | | | | |
| | | | | | | | |
| | | | | | | | |
| | | | | | | | |
| | | | | | | | |
| | | | | | | | |
| | | | | | | | |
| | | | | | | | |

| Project & Type Information | | | Expenditures (in $thousands) | | | | |
|---|---|---|---|---|---|---|---|
| Project Type (Choose from dropdown list) | Funding Source Type (Choose from dropdown list) | Project Name | LFY 2021-2022 | 2022-23 to 2026-27 | 2027-28 to 2031-32 | 2032-33 to 2036-37 | 2037-38 to 2041-42 |
| | | | | | | | |
| | | | | | | | |
| | | | | | | | |
| | | | | | | | |
| | | | | | | | |
| | | | | | | | |

| Project & Type Information | | | Expenditures | | | | |
|---|---|---|---|---|---|---|---|
| Project Type | Funding Source Type | | LFY 2021-2022 | 2022-23 to 2026-27 | 2027-28 to 2031-32 | 2032-33 to 2036-37 | 2037-38 to 2041-42 |
| Expansion Projects, Flood Protection | Committed Funding Source | Aggregated Total | 0 | 0 | 0 | 0 | 0 |
| Expansion Projects, Water Quality | Committed Funding Source | Aggregated Total | 0 | 0 | 0 | 0 | 0 |
| Resiliency Projects | Committed Funding Source | Aggregated Total | 0 | 0 | 0 | 0 | 0 |
| End of Useful Life Replacement Projects | Committed Funding Source | Aggregated Total | 0 | 0 | 0 | 0 | 0 |
| Expansion Projects, Flood Protection | No Identified Funding Source | Aggregated Total | 0 | 0 | 0 | 0 | 0 |
| Expansion Projects, Water Quality | No Identified Funding Source | Aggregated Total | 0 | 0 | 0 | 0 | 0 |
| Resiliency Projects | No Identified Funding Source | Aggregated Total | 0 | 0 | 0 | 0 | 0 |
| End of Useful Life Replacement Projects | No Identified Funding Source | Aggregated Total | 0 | 0 | 0 | 0 | 0 |

| **Total of Projects without Project Type and/or Funding Source Type** | **0** | **0** | **0** | **0** | **0** |
|---|---|---|---|---|---|

# Tab 7

Rizzetta & Company

# Pier Park
# Community Development District

www.pierparkcdd.org

---

# Proposed Budget
# for
# Fiscal Year 2022/2023

# Table of Contents


| | Page |
|---|---|
| General Fund Budget for Fiscal Year 2022/2023 | 1 |
| General Fund AB Park & Beachfront Budget for Fiscal Year 2022/2023 | 3 |
| Debt Service Fund Budget for Fiscal Year 2022/2023 | 5 |
| Assessments Charts for Fiscal Year 2022/2023 | 6 |
| General Fund Budget Account Category Descriptions | 8 |
| Reserve Fund Budget Account Category Descriptions | 12 |
| Debt Service Fund Budget Account Category Descriptions | 13 |

**Proposed Budget**
**Pier Park Community Development District**
**General Fund**
**Fiscal Year 2022-2023**

| | Chart of Accounts Classification | Actual YTD through 06/30/22 | Projected Annual Totals 2021/2022 | Annual Budget for 2021/2022 | Projected Budget variance for 2021/2022 | Budget for 2022/2023 | Budget Increase (Decrease) vs 2021/2022 | Comments |
|---|---|---|---|---|---|---|---|---|
| 1 | | | | | | | | |
| 2 | **REVENUES** | | | | | | | |
| 3 | | | | | | | | |
| 4 | Contributions & Donations From Private | | | | | | | |
| 5 | Pier Park Owners Association, Inc. | $ 276,369 | $ 360,364 | $ 360,364 | $ - | $ - | $ (360,364) | |
| 6 | Special Assessments | | | | | | | |
| 7 | Tax Roll* | $ - | $ - | $ - | $ - | $ 360,364 | $ 360,364 | Tax Roll allocations to be determined upon final roll certifications. |
| 8 | Off Roll* | $ - | $ - | $ - | $ - | $ - | $ - | |
| 9 | | | | | | | | |
| 10 | **TOTAL REVENUES** | **$ 276,369** | **$ 360,364** | **$ 360,364** | **$ -** | **$ 360,364** | **$ -** | |
| 11 | | | | | | | | |
| 12 | Balance Forward from Prior Year | $ - | $ - | $ - | $ - | $ - | $ - | |
| 13 | | | | | | | | |
| 14 | **TOTAL REVENUES AND BALANCE** | **$ 276,369** | **$ 360,364** | **$ 360,364** | **$ -** | **$ 360,364** | **$ -** | |
| 15 | | | | | | | | |
| 16 | ***Allocation of assessments between the Tax Roll and Off Roll are estimates only and subject to change prior to certification.** | | | | | | | |
| 17 | | | | | | | | |
| 18 | **EXPENDITURES - ADMINISTRATIVE** | | | | | | | |
| 19 | | | | | | | | |
| 20 | Legislative | | | | | | | |
| 21 | Supervisor Fees | $ 1,600 | $ 2,133 | $ 3,200 | $ 1,067 | $ 3,200 | $ - | 4 Supervisors receive pay/4 Meetings |
| 22 | Financial & Administrative | | | | | | | |
| 23 | Administrative Services | $ 6,996 | $ 9,328 | $ 9,328 | $ - | $ 9,328 | $ - | Maintained at same rate. |
| 24 | District Management | $ 23,288 | $ 31,050 | $ 31,050 | $ - | $ 31,050 | $ - | Maintained at same rate. |
| 25 | District Engineer | $ - | $ 10,000 | $ 1,200 | $ (8,800) | $ 1,200 | $ - | Maintained at same rate. Projected FY21/22 total includes NTE for Stormwater Needs Analysis |
| 26 | Trustees Fees | $ 2,200 | $ 3,300 | $ 3,512 | $ 212 | $ 3,750 | $ 238 | Per projected increase. |
| 27 | Assessment Roll | $ - | $ - | | $ - | $ 5,000 | $ 5,000 | First year use of tax roll. |
| 28 | Financial & Revenue Collections | $ 3,938 | $ 5,250 | $ 5,250 | $ - | $ 5,250 | $ - | Maintained at same rate. |
| 29 | Accounting Services | $ 13,746 | $ 18,328 | $ 18,328 | $ - | $ 18,328 | $ - | Maintained at same rate. |
| 30 | Auditing Services | $ - | $ 4,400 | $ 4,400 | $ - | $ 4,400 | $ - | Per agreement - NTE $4,400 through YE 2022 |
| 31 | Arbitrage Rebate Calculation | $ 450 | $ 450 | $ 450 | $ - | $ 450 | $ - | Amtec - $450 yr. through 2024 |
| 32 | Public Officials Liability Insurance | $ 3,108 | $ 3,108 | $ 3,256 | $ 148 | $ 3,730 | $ 474 | Per Egis projections. |
| 33 | Legal Advertising | $ 1,732 | $ 2,309 | $ 2,000 | $ (309) | $ 3,200 | $ 1,200 | Based on projections |
| 34 | Dues, Licenses & Fees | $ 175 | $ 175 | $ 175 | $ - | $ 175 | $ - | $175 due annually to the State. |
| 35 | ADA Website Hosting, Maintenance, Remediation and Compliance | $ 3,555 | $ 4,740 | $ 4,200 | $ (540) | $ 4,740 | $ 540 | Per agreements |
| 36 | Legal Counsel | | | | | | | |
| 37 | District Counsel | $ 14,638 | $ 19,517 | $ 42,500 | $ 22,983 | $ 42,500 | $ - | Maintained at same rate. |
| 38 | | | | | | | | |
| 39 | **Administrative Subtotal** | **$ 75,426** | **$ 114,089** | **$ 128,849** | **$ 14,760** | **$ 136,301** | **$ 7,452** | |
| 40 | | | | | | | | |
| 41 | **EXPENDITURES - FIELD OPERATIONS** | | | | | | | |
| 42 | | | | | | | | |
| 43 | Electric Utility Services | | | | | | | |

**Proposed Budget**
**Pier Park Community Development District**
**General Fund**
**Fiscal Year 2022-2023**

| | Chart of Accounts Classification | Actual YTD through 06/30/22 | Projected Annual Totals 2021/2022 | Annual Budget for 2021/2022 | Projected Budget variance for 2021/2022 | Budget for 2022/2023 | Budget Increase (Decrease) vs 2021/2022 | Comments |
|---|---|---|---|---|---|---|---|---|
| 44 | Utility Services | $ 17,391 | $ 23,188 | $ 25,000 | $ 1,812 | $ 25,000 | $ - | Maintained at same rate. Monitor prior to final. |
| 45 | Water-Sewer Combination Services | | | | | | | |
| 46 | Utility Services | $ 6,425 | $ 8,567 | $ 15,500 | $ 6,933 | $ 15,500 | $ - | Maintained at same rate per historical use. Monitor prior to final. |
| 47 | Stormwater Control | | | | | | | |
| 48 | Lake/Pond Bank Maintenance | $ 1,136 | $ 814 | $ 4,000 | $ 3,186 | $ 4,000 | $ - | Maintained at same rate. |
| 49 | Aquatic Maintenance | $ 3,887 | $ 5,183 | $ 5,183 | $ 0 | $ 5,443 | $ 260 | Captures slight increase at renewal. |
| 50 | Stormwater Assessment | $ - | $ 41 | $ 41 | $ - | $ 41 | $ - | Increased based on actuals. |
| 51 | General Liability/Crime Insurance | $ 3,882 | $ 3,882 | $ 4,635 | $ 753 | $ 4,729 | $ 94 | Per Egis projections for FY22/23 |
| 52 | Landscape Maintenance | $ 67,125 | $ 55,378 | $ 55,378 | $ - | $ 105,427 | $ 50,049 | Increase reflects consolidating Landscape Maintenance contract. |
| 53 | Landscape Replacement Plants, Shrubs, Trees | $ 725 | $ 6,200 | $ 6,200 | $ - | | $ (6,200) | Moved expense to Landscape Maintenance line per contract for services. |
| 54 | Landscape - Mulch | $ 23,867 | $ 26,025 | $ 26,025 | $ - | $ - | $ (26,025) | Moved expense to Landscape Maintenance line per contract for services. |
| 55 | Entry & Walls Beach Ball Maintenance | $ - | $ 2,500 | $ 2,500 | $ - | $ 2,500 | $ - | Maintained at same rate. |
| 56 | Irrigation Maintenance | $ 8,873 | $ 11,831 | $ 10,000 | $ (1,831) | $ 4,000 | $ (6,000) | Decrease reflects the move of the contractual portion of the expense to Landscape Maintenance line per contract for services. |
| 57 | Contract Seasonal Maintenance Services | $ 4,259 | $ 5,679 | $ 5,775 | $ 96 | $ - | $ (5,775) | Moved expense to Landscape Maintenance line per contract for |
| 58 | Oak Tree Trimming Services | $ 5,720 | $ 7,627 | $ 8,000 | $ 373 | $ 8,000 | $ - | Maintained at same rate. |
| 59 | Landscape Tree Service | $ 9,700 | $ 12,933 | $ 10,000 | $ (2,933) | $ - | $ (10,000) | Moved expense to Landscape Maintenance line per contract for |
| 60 | Road & Street Facilities | | | | | | | |
| 61 | Street/ Parking Lot Sweeping | $ 13,936 | $ 18,581 | $ 11,500 | $ (7,081) | $ 11,701 | $ 201 | Per agreement. |
| 62 | Street Light Decorative Light Maintenance | $ 5,615 | $ 12,500 | $ 12,500 | $ - | $ 4,000 | $ (8,500) | Reduced to FY20/21 budget. Increased for FY21/22 for LED |
| 63 | Sidewalk Repair & Maintenance | $ - | $ 8,500 | $ 12,870 | $ 4,370 | $ 12,870 | $ - | Maintained at same rate. |
| 64 | Parking Lot Repair & Maintenance | $ - | $ 5,000 | $ 5,000 | $ - | $ 5,000 | $ - | Maintained at same rate. |
| 65 | Management Contract | $ 9,507 | $ 12,676 | $ 11,408 | $ (1,268) | $ 11,750 | $ 342 | Slight increase per update to agreement |
| 66 | Contingency | | | | | | | |
| 67 | Miscellaneous Contingency | $ - | $ - | $ - | $ - | $ 4,102 | $ 4,102 | |
| 68 | | | | | | | | |
| 69 | **Field Operations Subtotal** | **$ 182,048** | **$ 227,104** | **$ 231,515** | **$ 4,411** | **$ 224,063** | **$ (7,452)** | |
| 70 | | | | | | | | |
| 71 | **TOTAL EXPENDITURES** | **$ 257,474** | **$ 341,193** | **$ 360,364** | **$ 19,171** | **$ 360,364** | **$ -** | |
| 72 | | | | | | | | |
| 73 | **EXCESS OF REVENUES OVER** | **$ 18,895** | **$ 19,171** | **$ -** | **$ 19,171** | **$ -** | **$ -** | |
| 74 | | | | | | | | |

**Proposed Budget**
**Pier Park Community Development District**
**General Fund AB Park & Beachfront**
**Fiscal Year 2022/2023**

| | Chart of Accounts Classification | Actual YTD through 06/30/22 | Projected Annual Totals 2021/2022 | Annual Budget for 2021/2022 | Projected Budget variance for 2021/2022 | Budget for 2022/2023 | Budget Increase (Decrease) vs 2021/2022 | Comments |
|---|---|---|---|---|---|---|---|---|
| 1 | | | | | | | | |
| 2 | **REVENUES** | | | | | | | |
| 3 | | | | | | | | |
| 4 | Local Business Tax Revenue | | | | | | | |
| 5 | Occupational License Tax Revenue | $1,474,946 | $ 1,237,010 | $ 1,116,549 | $ 120,461 | $ 334,366 | $ (782,183) | |
| 6 | | | | | | | | |
| 7 | **TOTAL REVENUES** | **$1,474,946** | **$ 1,237,010** | **$ 1,116,549** | **$ 120,461** | **$ 334,366** | **$ (782,183)** | |
| 8 | | | | | | | | |
| 9 | Balance Forward from Prior Year | $ - | $ - | $ - | $ - | $ - | $ - | |
| 10 | | | | | | | | |
| 11 | **TOTAL REVENUES AND BALANCE FORWARD** | **$1,474,946** | **$ 1,237,010** | **$ 1,116,549** | **$ 120,461** | **$ 334,366** | **$ (782,183)** | |
| 12 | | | | | | | | |
| 13 | ***Allocation of assessments between the Tax Roll and Off Roll are estimates only and subject to change prior to certification.** | | | | | | | |
| 14 | | | | | | | | |
| 15 | **EXPENDITURES - ADMINISTRATIVE** | | | | | | | |
| 16 | | | | | | | | |
| 17 | Financial & Administrative | | | | | | | |
| 18 | Accounting Services | $ 8,533 | $ 11,377 | $ 11,377 | $ - | $ 11,377 | $ - | Maintained at same rate. |
| 19 | Debt Service | | | | | | | |
| 20 | Promissory Note Payment | $1,032,269 | $ 1,032,269 | $ 800,000 | $ (232,269) | $ - | $ (800,000) | FY21/22 was last year of payments. |
| 21 | | | | | | | | |
| 22 | **Administrative Subtotal** | **$1,040,802** | **$ 1,043,646** | **$ 811,377** | **$ (232,269)** | **$ 11,377** | **$ (800,000)** | |
| 23 | | | | | | | | |
| 24 | **EXPENDITURES - FIELD OPERATIONS** | | | | | | | |
| 25 | | | | | | | | |
| 26 | Stormwater Control | | | | | | | |
| 27 | Lake/Pond Bank Maintenance | $ - | $ 625 | $ 618 | $ (7) | $ 625 | $ 7 | |
| 28 | Aquatic Maintenance | $ 1,666 | $ 2,221 | $ 2,221 | $ (0) | $ 2,333 | $ 112 | Captures slight increase at renewal. |
| 29 | Other Physical Environment | | | | | | | |
| 30 | Property Insurance | $ 11,312 | $ 11,312 | $ 13,503 | $ 2,191 | $ 13,504 | $ 1 | Based on Egis projections for FY22/23 |
| 31 | Landscape - Mulch | $ 778 | $ 10,797 | $ 10,797 | $ - | $ - | $ (10,797) | Moved to Landscape Maintenance line. |
| 32 | Oak Tree Trimming Services | $ - | $ 5,280 | $ 5,280 | $ - | $ 5,280 | $ - | Maintained at same rate, need input. |
| 33 | Landscape Tree Service | $ 940 | $ 5,500 | $ 13,035 | $ 7,535 | $ - | $ (13,035) | Moved palm trimming to Landscape Maintenance |
| 34 | Street Light Decorative Light Maintenance | $ 512 | $ 8,250 | $ 8,250 | $ - | $ 8,250 | $ - | Maintained at same rate, need input. |
| 35 | Parking Lot Repair & Maintenance | $ 2,800 | $ 4,500 | $ 10,000 | $ 5,500 | $ 10,000 | $ - | Maintained at same rate. |
| 36 | Street/Parking Lot Sweeping | $ 1,989 | $ 2,652 | $ 10,500 | $ 7,848 | $ 10,685 | $ 185 | Per agreement |
| 37 | Parks & Recreation | | | | | | | |
| 38 | Management Contract | $ 21,601 | $ 28,801 | $ 25,922 | $ (2,879) | $ 26,700 | $ 778 | Slight increase per update to agreement |
| 39 | Park Landscape Maintenance | $ 15,910 | $ 51,717 | $ 41,357 | $ (10,360) | $ 51,717 | $ 10,360 | Per agreement. Consolidates contractural landscape services. |
| 40 | Park Landscape Replacement Plants, Shrubs, | $ - | $ 2,000 | $ 2,000 | $ - | $ 2,000 | $ - | Maintained at same rate as needed for replacements. |
| 41 | Beachfront Improvement Landscape Maintenance | $ 295 | $ 23,059 | $ 4,090 | $ (18,969) | $ 23,059 | $ 18,969 | Consolidates contractural landscape services. |
| 42 | Beachfront Improvement Landscape Replacement | $ 180 | $ - | $ 2,500 | $ 2,500 | $ 2,500 | $ - | Maintained, as needed replacements. |
| 43 | Park Restroom Janitorial Service | $ 15,689 | $ 20,919 | $ 24,192 | $ 3,273 | $ 24,192 | $ - | Maintained at same rate, need input. |

**Proposed Budget**
**Pier Park Community Development District**
**General Fund AB Park & Beachfront**
**Fiscal Year 2022/2023**

| | Chart of Accounts Classification | Actual YTD through 06/30/22 | Projected Annual Totals 2021/2022 | Annual Budget for 2021/2022 | Projected Budget variance for 2021/2022 | Budget for 2022/2023 | Budget Increase (Decrease) vs 2021/2022 | Comments |
|---|---|---|---|---|---|---|---|---|
| 44 | Park Restroom Repair & Maintenance | $ 5,205 | $ 14,500 | $ 4,250 | $ (10,250) | $ 4,250 | $ - | Maintained at same rate. Projection includes standard projection including project to replace vanities. |
| 45 | Beachfront Janitorial Service | $ 35,834 | $ 56,448 | $ 56,448 | $ - | $ 56,448 | $ - | Maintained at same rate. |
| 46 | Janitorial Supplies | $ 21,804 | $ 29,072 | $ 13,000 | $ (16,072) | $ 24,300 | $ 11,300 | Increased based on projections. Renamed this item to "Janitorial Supplies" from "Beachfront Janitorial Supplies" |
| 47 | Beachfront Improvement Repairs | $ - | $ 7,500 | $ 10,000 | $ 2,500 | $ 10,000 | $ - | Maintained at same rate. |
| 48 | Beachfront Improvement/Capital Improvement | $ - | $ 4,000 | $ 8,000 | $ 4,000 | $ 8,000 | $ - | Replacement of two corroded roll up entry doors. |
| 49 | Beachfront Improvement Electrical Utility | $ 2,056 | $ 2,741 | $ 3,300 | $ 559 | $ 3,300 | $ - | Maintain at same rate and monitor prior to final. |
| 50 | Beachfront Improvement Water/Sewer | $ 3,033 | $ 5,640 | $ 8,500 | $ 2,860 | $ 8,500 | $ - | Maintain at same rate and monitor prior to final. |
| 51 | Beachfront Improvement Irrigation Repairs | $ - | $ 1,500 | $ 2,000 | $ 500 | $ 2,000 | $ - | Maintained at same rate. |
| 52 | Park Irrigation Repairs & Maintenance | $ - | $ 850 | $ 1,250 | $ 400 | $ 1,250 | $ - | Maintained at same rate. |
| 53 | Park Irrigation Inspection Contract | $ 216 | $ - | $ 5,408 | $ 5,408 | $ 5,408 | $ - | Maintained at same rate. Moved contractual expenses to Landscape Maintenance. |
| 54 | Park Solid Waste Removal | $ 2,841 | $ 3,788 | $ 2,900 | $ (888) | $ 4,000 | $ 1,100 | Increased based on projections. |
| 55 | Park Recreational Equipment | $ - | $ - | $ 4,800 | $ 4,800 | $ 4,800 | $ - | Maintained at same rate. |
| 56 | Contingency | | | | | | | |
| 57 | Miscellaneous Contingency | $ 2,986 | $ 9,500 | $ 11,051 | $ 1,551 | $ 9,888 | $ (1,163) | |
| 58 | | | | | | | | |
| 59 | **Field Operations Subtotal** | **$ 147,647** | **$ 313,173** | **$ 305,172** | **$ (8,001)** | **$ 322,989** | **$ 17,817** | |
| 60 | | | | | | | | |
| 61 | **TOTAL EXPENDITURES** | **$1,188,449** | **$ 1,356,819** | **$ 1,116,549** | **$ (240,270)** | **$ 334,366** | **$ (782,183)** | |
| 62 | | | | | | | | |
| 63 | **EXCESS OF REVENUES OVER EXPENDITURES** | **$ 286,497** | **$ (119,809)** | **$ -** | **$ (119,809)** | **$ 0** | **$ 0** | |
| 64 | | | | | | | | |

**Pier Park Community Development District**
**Debt Service**
**Fiscal Year 2022/2023**

| Chart of Accounts Classification | Series 2014 | Budget for 2022/2023 |
|---|---|---|
| | | |
| **REVENUES** | | |
| Special Assessments | | |
| Net Special Assessments | $440,522.08 | $440,522.08 |
| OLTR/TIR Contribution | $693,966.92 | $693,966.92 |
| | | |
| **TOTAL REVENUES** | **$1,134,489.00** | **$1,134,489.00** |
| | | |
| | | |
| **EXPENDITURES** | | |
| **Administrative** | | |
| Financial & Administrative | | |
| Debt Service Obligation | $1,134,489.00 | $1,134,489.00 |
| **Administrative Subtotal** | **$1,134,489.00** | **$1,134,489.00** |
| | | |
| **TOTAL EXPENDITURES** | **$1,134,489.00** | **$1,134,489.00** |
| | | |
| **EXCESS OF REVENUES OVER EXPENDITURES** | **$0.00** | **$0.00** |

| | |
|---|---|
| Collection Costs (2%) and Early Payment Discount (4%) applicable to the county: | 6.0% |
| **Gross assessments** | **$1,206,903.19** |

**Notes:**
Tax Roll Collection Costs and Early Payment Discount percentages are 6% of Tax Roll. Budgeted net of tax roll assessments. See Assessment Table.

**PIER PARK COMMUNITY DEVELOPMENT DISTRICT**

**FISCAL YEAR 2022/2023 O&M AND DEBT SERVICE ASSESSMENT SCHEDULE**

| | | |
|---|---|---|
| **2022/2023 O&M Budget** | | $360,364.00 |
| **Bay County Collection Cost @** | **2%** | $7,667.32 |
| **Early Payment Discount @** | **4%** | $15,334.64 |
| **2022/2023 Total** | | **$383,365.96** |

| | |
|---|---|
| **2021/2022 O&M Budget** | $0.00 |
| **2022/2023 O&M Budget** | $360,364.00 |
| **Total Difference** | **$360,364.00** |

| | PER PRODUCT ANNUAL ASSESSMENT | | Proposed Increase / Decrease | |
|---|---|---|---|---|
| | **2021/2022** | **2022/2023** | **$** | **%** |
| **Debt Service - Retail/Commercial** [1] | $172,454.63 | $381,805.68 | $209,351.05 | 121.39% |
| **Operations/Maintenance - Retail/Commercial** | $0.00 | $312,331.73 | $312,331.73 | (2) |
| **Total** [1] | **$172,454.63** | **$694,137.40** | **$521,682.77** | **302.50%** |
| **Debt Service - Hotel** [1] | $25,544.91 | $56,555.13 | $31,010.22 | 121.39% |
| **Operations/Maintenance - Hotel** | $0.00 | $46,264.27 | $46,264.27 | (2) |
| **Total** [1] | **$25,544.91** | **$102,819.40** | **$77,274.49** | **302.50%** |
| **Debt Service - Time Share** [1] | $13,676.79 | $30,279.71 | $16,602.92 | 121.39% |
| **Operations/Maintenance - Time Share** | $0.00 | $24,769.96 | $24,769.96 | (2) |
| **Total** | **$13,676.79** | **$55,049.67** | **$41,372.88** | **302.50%** |

[1] The Debt Service Total Assessment represents the balance due as a result of the scheduled OLTR funding shortfall.

[2] FY 2022-2023 will be the first time Operations and Maintenance assessments are levied. Developer Funding agreement was in place in prior years.

**PIER PARK COMMUNITY DEVELOPMENT DISTRICT**

**FISCAL YEAR 2022/2023 O&M AND DEBT SERVICE ASSESSMENT SCHEDULE**

| | | |
|---|---|---|
| **TOTAL O&M BUDGET** | | **$360,364.00** |
| **COLLECTION COSTS @** | **2.0%** | **$7,667.32** |
| **EARLY PAYMENT DISCOUNTS @** | **4.0%** | **$15,334.64** |
| **TOTAL O&M ASSESSMENT** | | **$383,365.96** |

| | | | ALLOCATION OF O&M ASSESSMENT | | ANNUAL ASSESSMENT PER SQ FT | | |
|---|---|---|---|---|---|---|---|
| **PRODUCT** | **O&M SQ FT** | **SERIES 2014 DEBT SERVICE SQ FT [1]** | **% OF O&M ASSESSMENT** | **TOTAL O&M BUDGET** | **O&M** | **SERIES 2014 DEBT SERVICE [2]** | **TOTAL [3]** |
| Retail/Commercial | 1162022 | 1162022 | 81.47% | $312,331.73 | **$0.27** | **$0.33** | **$0.60** |
| Hotel | 172125 | 172125 | 12.07% | $46,264.27 | **$0.27** | **$0.33** | **$0.60** |
| Time Share | 92156 | 92156 | 6.46% | $24,769.96 | **$0.27** | **$0.33** | **$0.60** |
| **Total Community** | 1426303 | 1426303 | 100.00% | **$383,365.96** | | | |

| | |
|---|---|
| LESS: Bay County Collection Costs (2%) and Early Payment Discount Costs (4%) | **($23,001.96)** |
| **Net Revenue to be Collected** | **$360,364.00** |

**[1] Reflects the total square footage with Series 2014 debt outstanding.**

**[2] Annual debt service assessment per square foot adopted in connection with the Series 2014 bond issue. Annual assessment includes principal, interest, Bay County collection costs and early payment discount costs.**

**[3] Annual assessment that would appear on November 2022 Bay County property tax bill. Amount shown includes all applicable collection costs. Property owner is eligible for a discount of up to 4% if paid early.**

**[4] The Debt Service Total Assessment represents the balance due as a result of an anticipated OLTR funding shortfall due to a change in distribution calculation. Covers the 38.83% of May and November 2023 payments.**

# GENERAL FUND BUDGET
# ACCOUNT CATEGORY DESCRIPTION

The General Fund Budget Account Category Descriptions are subject to change at any time depending on its application to the District. Please note, not all General Fund Budget Account Category Descriptions are applicable to the District indicated above. Uses of the descriptions contained herein are intended for general reference.

## REVENUES:

**Interest Earnings:** The District may earn interest on its monies in the various operating accounts.

**Tax Roll:** The District levies Non-Ad Valorem Special Assessments on all of the assessable property within the District to pay for operating expenditures incurred during the Fiscal Year. The assessments may be collected in two ways. The first is by placing them on the County's Tax Roll, to be collected with the County's Annual Property Tax Billing. This method is only available to land properly platted within the time limits prescribed by the County.

**Off Roll:** For lands not on the tax roll and that is by way of a direct bill from the District to the appropriate property owner.

**Developer Contributions:** The District may enter into a funding agreement and receive certain prescribed dollars from the Developer to off-set expenditures of the District.

**Event Rental:** The District may receive monies for event rentals for such things as weddings, birthday parties, etc.

**Miscellaneous Revenues:** The District may receive monies for the sale or provision of electronic access cards, entry decals etc.

---

## EXPENDITURES – ADMINISTRATIVE:

**Supervisor Fees:** The District may compensate its supervisors within the appropriate statutory limits of $200.00 maximum per meeting within an annual cap of $4,800.00 per supervisor.

**Administrative Services:** The District will incur expenditures for the day to today operation of District matters. These services include support for the District Management function, recording and preparation of meeting minutes, records retention and maintenance in accordance with Chapter 119, Florida Statutes, and the District's adopted Rules of Procedure, preparation and delivery of agenda, overnight deliveries, facsimiles and phone calls.

**District Management:** The District as required by statute, will contract with a firm to provide for management and administration of the District's day to day needs. These service include the conducting of board meetings, workshops, overall administration of District functions, all required state and local filings, preparation of annual budget, purchasing, risk management, preparing various resolutions and all other secretarial duties requested by the District throughout the year is also reflected in this amount.

**District Engineer:** The District's engineer provides general engineering services to the District. Among these services are attendance at and preparation for monthly board meetings, review of construction invoices and all other engineering services requested by the district throughout the year.

**Disclosure Report:** The District is required to file quarterly and annual disclosure reports, as required in the District's Trust Indenture, with the specified repositories. This is contracted out to a third party in compliance with the Trust Indenture.

**Trustee's Fees:** The District will incur annual trustee's fees upon the issuance of bonds for the oversight of the various accounts relating to the bond issues.

**Assessment Roll:** The District will contract with a firm to prepare, maintain and certify the assessment roll(s) and annually levy a non-ad valorem assessment for operating and debt service expenses.

**Financial & Revenue Collections:** Services of the Collection Agent include all functions necessary for the timely billing and collection and reporting of District assessments in order to ensure adequate funds to meet the District's debt service and operations and maintenance obligations. The Collection Agent also maintains and updates the District's lien book(s) annually and provides for the release of liens on property after the full collection of bond debt levied on particular properties.

**Accounting Services:** Services include the preparation and delivery of the District's financial statements in accordance with Governmental Accounting Standards, accounts payable and accounts receivable functions, asset tracking, investment tracking, capital program administration and requisition processing, filing of annual reports required by the State of Florida and monitoring of trust account activity.

**Auditing Services:** The District is required annually to conduct an audit of its financial records by an Independent Certified Public Accounting firm, once it reaches certain revenue and expenditure levels, or has issued bonds and incurred debt.

**Arbitrage Rebate Calculation:** The District is required to calculate the interest earned from bond proceeds each year pursuant to the Internal Revenue Code of 1986. The Rebate Analyst is required to verify that the District has not received earnings higher than the yield of the bonds.

**Travel:** Each Board Supervisor and the District Staff are entitled to reimbursement for travel expenses per Florida Statutes 190.006(8).

**Public Officials Liability Insurance:** The District will incur expenditures for public officials' liability insurance for the Board and Staff.

**Legal Advertising:** The District will incur expenditures related to legal advertising. The items for which the District will advertise include, but are not limited to meeting schedules, special meeting notices, and public hearings, bidding etc. for the District based on statutory guidelines

**Bank Fees:** The District will incur bank service charges during the year.

**Dues, Licenses & Fees:** The District is required to pay an annual fee to the Department of Economic Opportunity, along with other items which may require licenses or permits, etc.

**Miscellaneous Fees:** The District could incur miscellaneous throughout the year, which may not fit into any standard categories.

**Website Hosting, Maintenance and Email:** The District may incur fees as they relate to the development and ongoing maintenance of its own website along with possible email services if requested.

**District Counsel:** The District's legal counsel provides general legal services to the District. Among these services are attendance at and preparation for monthly board meetings, review of operating and maintenance contracts and all other legal services requested by the district throughout the year.

---

## EXPENDITURES - FIELD OPERATIONS:

**Electric Utility Services:** The District will incur electric utility expenditures for general purposes such as irrigation timers, lift station pumps, fountains, etc.

**Street Lights:** The District may have expenditures relating to street lights throughout the community. These may be restricted to main arterial roads or in some cases to all street lights within the District's boundaries.

**Solid Waste Removal:** The District will incur expenditures related to the removal of garbage and solid waste.

**Water-Sewer Utility Services:** The District will incur water/sewer utility expenditures related to district operations.

**Aquatic Maintenance:** Expenses related to the care and maintenance of the lakes and ponds for the control of nuisance plant and algae species.

**Lake/Pond Bank Maintenance:** The District may incur expenditures to maintain lake banks, etc. for the ponds and lakes within the District's boundaries, along with planting of beneficial aquatic plants, stocking of fish, mowing and landscaping of the banks as the District determines necessary.

**Aquatic Plant Replacement:** The expenses related to replacing beneficial aquatic plants, which may or may not have been required by other governmental entities.

**General Liability Insurance:** The District will incur fees to insure items owned by the District for its general liability needs

**Property Insurance:** The District will incur fees to insure items owned by the District for its property needs

**Entry and Walls Maintenance:** The District will incur expenditures to maintain the entry monuments and the fencing.

**Landscape Maintenance:** The District will incur expenditures to maintain the rights-of-way, median strips, recreational facilities including pond banks, entryways, and similar planting areas within the District. These services include but are not limited to monthly landscape maintenance, fertilizer, pesticides, annuals, mulch, and irrigation repairs.

**Irrigation Maintenance:** The District will incur expenditures related to the maintenance of the irrigation systems.

**Irrigation Repairs:** The District will incur expenditures related to repairs of the irrigation systems.

**Landscape Replacement:** Expenditures related to replacement of turf, trees, shrubs etc.

**Miscellaneous Fees:** The District may incur miscellaneous expenses that do not readily fit into defined categories in field operations.

**Street/Parking Lot Sweeping:** The District may incur expenses related to street sweeping for roadways it owns or are owned by another governmental entity, for which it elects to maintain.

**Sidewalk Repair & Maintenance:** Expenses related to sidewalks located in the right of way of streets the District may own if any.

**Roadway Repair & Maintenance:** Expenses related to the repair and maintenance of roadways owned by the District if any.

**Management Contract:** The District may contract with a firm to provide for the oversight of its recreation facilities.

**Facility Supplies:** The District may have facilities that required various supplies to operate.

**Gate Maintenance & Repairs:** Any ongoing gate repairs and maintenance would be included in this line item.

**Janitorial Service:** Expenses related to the cleaning of the facility and related supplies.

**Park Recreational Equipment Repairs:** Expense related to any recreational equipment repairs needed.

**Miscellaneous Fees:** Monies collected and allocated for fees that the District could incur throughout the year, which may not fit into any standard categories.

**Miscellaneous Contingency:** Monies collected and allocated for expenses that the District could incur throughout the year, which may not fit into any standard categories.

**Capital Outlay:** Monies collected and allocated for various projects as they relate to public improvements.

# RESERVE FUND BUDGET
# ACCOUNT CATEGORY DESCRIPTION

The Reserve Fund Budget Account Category Descriptions are subject to change at any time depending on its application to the District. Please note, not all Reserve Fund Budget Account Category Descriptions are applicable to the District indicated above. Uses of the descriptions contained herein are intended for general reference.

## REVENUES:

**Tax Roll:** The District levies Non-Ad Valorem Special Assessments on all of the assessable property within the District to pay for operating expenditures incurred during the Fiscal Year. The assessments may be collected in two ways. The first is by placing them on the County's Tax Roll, to be collected with the County's Annual Property Tax Billing. This method is only available to land properly platted within the time limits prescribed by the County.

**Off Roll:** For lands not on the tax roll and that is by way of a direct bill from the District to the appropriate property owner.

**Developer Contributions:** The District may enter into a funding agreement and receive certain prescribed dollars from the Developer to off-set expenditures of the District.

**Miscellaneous Revenues:** The District may receive monies for the sale or provision of electronic access cards, entry decals etc.

---

## EXPENDITURES:

**Capital Reserve:** Monies collected and allocated for the future repair and replacement of various capital improvements such as club facilities, swimming pools, athletic courts, roads, etc.

**Capital Outlay:** Monies collected and allocated for various projects as they relate to public improvements.

# DEBT SERVICE FUND BUDGET
# ACCOUNT CATEGORY DESCRIPTION

The Debt Service Fund Budget Account Category Descriptions are subject to change at any time depending on its application to the District. Please note, not all Debt Service Fund Budget Account Category Descriptions are applicable to the District indicated above. Uses of the descriptions contained herein are intended for general reference.

## REVENUES:

**Special Assessments:** The District may levy special assessments to repay the debt incurred by the sale of bonds to raise working capital for certain public improvements. The assessments may be collected in the same fashion as described in the Operations and Maintenance Assessments.

---

## EXPENDITURES – ADMINISTRATIVE:

**Bank Fees:** The District may incur bank service charges during the year.

**Debt Service Obligation:** This would a combination of the principal and interest payment to satisfy the annual repayment of the bond issue debt.

# Tab 8

**RESOLUTION 2022-08**

**THE ANNUAL APPROPRIATION RESOLUTION OF THE PIER PARK COMMUNITY DEVELOPMENT DISTRICT ("DISTRICT") RELATING TO THE ANNUAL APPROPRIATIONS AND ADOPTING THE BUDGET FOR THE FISCAL YEAR BEGINNING OCTOBER 1, 2022, AND ENDING SEPTEMBER 30, 2023; AUTHORIZING BUDGET AMENDMENTS; AND PROVIDING AN EFFECTIVE DATE.**

**WHEREAS,** the District Manager has, prior to the fifteenth (15th) day in June, 2022, submitted to the Board of Supervisors ("**Board**") of the Pier Park Community Development District (**"District"**) proposed budget ("**Proposed Budget**") for the fiscal year beginning October 1, 2022 and ending September 30, 2023 ("**Fiscal Year 2022/2023**") along with an explanatory and complete financial plan for each fund of the District, pursuant to the provisions of Section 190.008(2)(a), *Florida Statute*s; and

**WHEREAS,** at least sixty (60) days prior to the adoption of the Proposed Budget, the District filed a copy of the Proposed Budget with the local governing authorities having jurisdiction over the area included in the District pursuant to the provisions of Section 190.008(2)(b), *Florida Statutes*; and

**WHEREAS**, the Board set a public hearing thereon and caused notice of such public hearing to be given by publication pursuant to Section 190.008(2)(a), *Florida Statutes*; and

**WHEREAS**, the District Manager posted the Proposed Budget on the District's website at least two days before the public hearing; and

**WHEREAS,** Section 190.008(2)(a), *Florida Statutes*, requires that, prior to October 1st of each year, the Board, by passage of the Annual Appropriation Resolution, shall adopt a budget for the ensuing fiscal year and appropriate such sums of money as the Board deems necessary to defray all expenditures of the District during the ensuing fiscal year; and

**WHEREAS,** the District Manager has prepared a Proposed Budget, whereby the budget shall project the cash receipts and disbursements anticipated during a given time period, including reserves for contingencies for emergency or other unanticipated expenditures during the fiscal year.

**NOW, THEREFORE, BE IT RESOLVED BY THE BOARD OF SUPERVISORS OF THE PIER PARK COMMUNITY DEVELOPMENT DISTRICT:**

**SECTION 1. BUDGET**

a. The Board has reviewed the Proposed Budget, a copy of which is on file with the office of the District Manager and at the District's Local Records Office, and hereby approves certain amendments thereto, as shown in Section 2 below.

b. The Proposed Budget, attached hereto as **Exhibit "A,"** as amended by the Board, is hereby adopted in accordance with the provisions of Section 190.008(2)(a), *Florida Statutes* (**"Adopted Budget"**), and incorporated herein by reference; provided, however, that the comparative figures contained in the Adopted Budget may be subsequently revised as deemed necessary by the District Manager to reflect actual revenues and expenditures.

c. The Adopted Budget, as amended, shall be maintained in the office of the District Manager and at the District's Local Records Office and identified as "The Budget for the Pier Park Community Development District for the Fiscal Year Ending September 30, 2023."

d. The Adopted Budget shall be posted by the District Manager on the District's official website within thirty (30) days after adoption, and shall remain on the website for at least 2 years.

**SECTION 2. APPROPRIATIONS**

There is hereby appropriated out of the revenues of the District, for Fiscal Year 2022/2023, the sum of $1,829,219.00 to be raised by the levy of assessments and/or otherwise, which sum is deemed by the Board to be necessary to defray all expenditures, exclusive of collection costs of the District during said budget year, to be divided and appropriated in the following fashion:

| | |
|---|---|
| TOTAL GENERAL FUND | $ 360,364.00 |
| TOTAL AB PARK & BEACHFRONT SPECIAL REVENUE FUND | $ 334,366.00 |
| 2014 SERIES DEBT SERVICE FUND | $1,134,489.00 |
| TOTAL ALL FUNDS | $1,829,219.00 |

**SECTION 3. BUDGET AMENDMENTS**

Pursuant to Section 189.016, *Florida Statutes*, the District at any time within Fiscal Year 2022/2023 or within 60 days following the end of the Fiscal Year 2022/2023 may amend its Adopted Budget for that fiscal year as follows:

a. A line-item appropriation for expenditures within a fund may be decreased or increased by motion of the Board recorded in the minutes, and approving the expenditure, if the total appropriations of the fund do not increase.

b. The District Manager or Treasurer may approve an expenditure that would increase or decrease a line-item appropriation for expenditures within a fund if the total appropriations of the fund do not increase and if either (i) the aggregate change in the original appropriation item does not exceed the greater of $15,000 or 15% of the original appropriation, or (ii) such expenditure is authorized by separate disbursement or spending resolution.

c. Any other budget amendments shall be adopted by resolution and consistent with Florida law.

The District Manager or Treasurer must ensure that any amendments to the budget under paragraph c. above are posted on the District's website within 5 days after adoption and remain on the website for at least 2 years.

**SECTION 4. EFFECTIVE DATE.** This Resolution shall take effect immediately upon adoption.

**PASSED AND ADOPTED THIS 8TH$^{th}$ DAY OF AUGUST, 2022.**

ATTEST:

**PIER PARK COMMUNITY DEVELOPMENT DISTRICT**

_____
Secretary / Assistant Secretary

_____
Chair/Vice Chair, Board of Supervisors

**Exhibit A:** FY 2022/2023 Budget

**Exhibit A:**
FY 2022/2023 Budget

# Tab 9

**RESOLUTION 2022-09**

**A RESOLUTION OF THE BOARD OF SUPERVISORS OF THE PIER PARK COMMUNITY DEVELOPMENT DISTRICT MAKING A DETERMINATION OF BENEFIT; IMPOSING SPECIAL ASSESSMENTS; PROVIDING FOR THE COLLECTION AND ENFORCEMENT OF SPECIAL ASSESSMENTS, INCLUDING BUT NOT LIMITED TO PENALTIES AND INTEREST THEREON; CERTIFYING AN ASSESSMENT ROLL; PROVIDING FOR AMENDMENTS TO THE ASSESSMENT ROLL; PROVIDING A SEVERABILITY CLAUSE; AND PROVIDING AN EFFECTIVE DATE.**

**WHEREAS**, the Pier Park Community Development District (the "District") is a local unit of special-purpose government established pursuant to Chapter 190, Florida Statutes for the purpose of providing, operating, and maintaining infrastructure improvements, facilities, and services to the lands within the District; and

**WHEREAS**, the District is located in Bay County, Florida (the "County"); and

**WHEREAS**, the District has constructed or acquired various infrastructure improvements and provides certain services in accordance with the District's adopted capital improvement plan and Chapter 190, Florida Statutes; and

**WHEREAS**, the Board of Supervisors (the "Board") of the District hereby determines to undertake various operations and maintenance activities described in the District's budget(s) for Fiscal Year 2022-2023 ("Budget"), attached hereto as Exhibit "A" and incorporated by reference herein; and

**WHEREAS**, the District must obtain sufficient funds to provide for the operation and maintenance of the services and facilities provided by the District as described in the District's Budget; and

**WHEREAS**, the provision of such services, facilities, and operations is a benefit to the lands within the District; and

**WHEREAS**, Chapter 190, Florida Statutes, provides that the District may impose special assessments on benefitted lands within the District; and

**WHEREAS**, Chapter 197, Florida Statutes, provides a mechanism pursuant to which such special assessments may be placed on the tax roll and collected by the local tax collector ("Uniform Method"); and

**WHEREAS**, the District has previously evidenced its intention to utilize this Uniform Method; and

**WHEREAS**, the District has approved an Agreement with the Property Appraiser and Tax Collector of the County to provide for the collection of the special assessment under the Uniform Method; and

**WHEREAS**, the District has previously levied an assessment for debt service, which the District desires to collect on the tax roll pursuant to the Uniform Method and which is also indicated on Exhibit "A"; and

**WHEREAS**, it is in the best interests of the District to proceed with the imposition of the special assessments for operations and maintenance in the amount set forth in the Budget; and

**WHEREAS**, the District intends to collect by the Uniform Method those debt assessments and those operation and maintenance assessments levied on lands as indicated on the attached Uniform Method Assessment Roll ("Uniform Method Assessment Roll") attached to the Resolution as Exhibit "B" and incorporated as a material part of this Resolution; and

**WHEREAS**, it is in the best interests of the District to adopt the Uniform Method Assessment Roll attached to this Resolution as Exhibit "B" and and to certify the Uniform Method Assessment Roll to the County Tax Collector for collection pursuant to the Uniform Method; and

**WHEREAS**, it is in the best interests of the District to permit the District Manager to amend the Assessment Roll adopted herein as the Property Appraiser updates the property roll for the County, for such time as authorized by Florida Law.

**NOW, THEREFORE, BE IT RESOLVED BY THE BOARD OF SUPERVISORS OF THE PIER PARK COMMUNITY DEVELOPMENT DISTRICT:**

**SECTION 1. BENEFIT.** The provision of the services, facilities, and operations as described in Exhibit "A" confers a special and peculiar benefit to the lands within the District, which benefit exceeds or equals the costs of the assessments. The allocation of the costs to the specially benefitted lands is shown in Exhibits "A" and "B" and is hereby found to be fair and reasonable.

**SECTION 2. ASSESSMENT IMPOSITION.** Pursuant to Chapter 190 of the Florida Statutes, and using the procedures authorized by Florida law for the levy and collection of special assessments, a special assessment for operation and maintenance is hereby imposed and levied on benefitted lands within the District and in accordance with Exhibits "A" and "B." The lien of the special assessment for operation and maintenance imposed and levied by this Resolution shall be effective upon passage of this Resolution.

**SECTION 3. COLLECTION AND ENFORCEMENT; PENALTIES; INTEREST.**

A. Uniform Method Assessments. The collection of the previously levied debt service assessments and operation and maintenance special assessments included in the Uniform

Method Assessment Roll shall be at the same time and in the same manner as County taxes in accordance with the Uniform Method, as set forth in Exhibits "A" and "B."

B. Future Collection Methods. The decision to collect special assessments by any particular method – e.g., on the tax roll or by direct bill – does not mean that such method will be used to collect special assessments in future years, and the District reserves the right in its sole discretion to select collection methods in any given year, regardless of past practices.

**SECTION 4. ASSESSMENT ROLL.** The District's Uniform Method Assessment Roll, attached to this Resolution as Exhibit "B" , is hereby certified. The County Tax Collector shall collect the assessments reflected on the Uniform Method Assessment Roll in the same manner and time as County taxes. The proceeds therefrom shall be paid to the Pier Park Community Development District.

**SECTION 5. ASSESSMENT ROLL AMENDMENT.** The District Manager shall keep apprised of all updates made to the County property roll by the Property Appraiser after the date of this Resolution, and shall amend the District's Assessment Roll in accordance with any such updates, for such time as authorized by Florida law, to the County property roll. After any amendment of the Assessment Roll, the District Manager shall file the updates in the District records.

**SECTION 6. SEVERABILITY.** The invalidity or unenforceability of any one or more provisions of this Resolution shall not affect the validity or enforceability of the remaining portions of this Resolution, or any part thereof.

**SECTION 7. EFFECTIVE DATE.** This Resolution shall take effect upon the passage and adoption of this Resolution by the Board of Supervisors of the Pier Park Community Development District.

**PASSED AND ADOPTED THIS 8th day of August, 2022.**

ATTEST:

**PIER PARK COMMUNITY DEVELOPMENT DISTRICT**

_____
Secretary/Assistant Secretary

By:_____
Chairman, Board of Supervisors

**Exhibit A:** Budget
**Exhibit B:** Uniform Method Assessment Roll

**Exhibit A:**
Fiscal Year 2022/2023 Budget

**EXHIBIT B**

Assessment Roll

Assessment roll is maintained in the District's official records and is available upon request. Certain exempt information may be redacted prior to release in compliance with Chapter 119, Florida Statutes.

# Tab 10

**BRIDGE FUNDING AGREEMENT**
**BETWEEN THE PIER PARK COMMUNITY DEVELOPMENT DISTRICT AND THE PIER PARK OWNERS ASSOCIATION, INC., FOR FISCAL YEAR 2022-2023**

**THIS AGREEMENT** is made and entered into effective the 8th day of August, 2022, by and between:

> **Pier Park Community Development District**, a local unit of special-purpose government established and existing pursuant to Chapter 190, Florida Statutes, being situated in the City of Panama City Beach, Florida, and having offices at 120 Richard Jackson Boulevard, Suite 220, Panama City Beach, Florida 32407 (the "District"), and
>
> **Pier Park Owners Association, Inc.**, a Florida not-for-profit corporation, whose address is 133 South Watersound Parkway, Watersound, Florida 32413 (the "Association").

**RECITALS**

**WHEREAS,** the District was established by ordinance of the City of Panama City Beach, Florida, pursuant to Chapter 190, Florida Statutes, for the purpose of planning, financing, constructing, operating, and/or maintaining certain infrastructure, including surface water management systems, roadways, landscaping, recreational, and other infrastructure; and

**WHEREAS,** the District, pursuant to Chapter 190, Florida Statutes, is authorized to levy such taxes, special assessments, fees, and other charges as may be necessary in furtherance of the District's activities and services; and

**WHEREAS,** the District has adopted its budget(s) for Fiscal Year 2022-2023, which begins on October 1, 2022, and concludes on September 30, 2023; and

**WHEREAS,** the District's budget, which both parties recognize may be amended from time to time in the sole discretion of the District, is attached to this Agreement as **Exhibit A** and incorporated by reference as a material part of this Agreement; and

**WHEREAS,** the District intend to fund its general fund operations and maintenance services and a portion of its debt service fund for Fiscal Year 2022-2023 with special assessments levied on the property within its boundaries and collected on the tax roll by the Bay County Tax Collector;

**WHEREAS,** because this is the first year the District will be using the Uniform Method and the services of the Tax Collector, such special assessment revenues will not be in receipt until after the start of Fiscal Year 2022-2023 and the District will need a bridge-funding mechanism to enable it to timely pay budgeted expenditures incurred for

Fiscal Year 2022-2023 prior to receipt of Fiscal Year 2022-2023 assessment revenues; and

**WHEREAS,** the Association desires to provide such bridge funds as are necessary to allow the District to proceed with its budgeted expenditures as described in Exhibit A and as may be amended from time to time by the District.

**NOW, THEREFORE,** based upon good and valuable consideration and the mutual covenants of the parties, the receipt of which and sufficiency of which is hereby acknowledged, the Association and the District agree as follows:

**SECTION 1. INCORPORATION OF RECITALS.** The recitals stated above are true and correct and by this reference are incorporated as a material part of this Agreement.

**SECTION 2. ASSOCIATION TO PROVIDE MONIES TO THE DISTRICT.** The Association agrees to make available to the District the monies necessary for the operations of the District as called for in the budget(s) attached to this Agreement as Exhibit A (and as Exhibit A may be amended from time to time), within thirty (30) days of a written request by the District. Requests for payment shall allocate the invoice among members of the Association in accordance with written directions received from the Association. The funds shall be placed in the District's appropriate account. These payments are made by the Association in lieu of taxes, fees, or assessments which might otherwise be levied or imposed by the District. Therefore, once the District begins to receive assessment revenues and determines it has sufficient assessment revenues on hand to conduct its necessary activities, it shall repay any bridge funding provided by the Association to be distributed among the members of the Association according to their contribution.

**SECTION 3. DEFAULT AND PROTECTION AGAINST THIRD PARTY INTERFERENCE.** A default by either party under this Agreement shall entitle the other to all remedies available at law or in equity, which may include, but not be limited to, the right of damages, injunctive relief, and/or specific performance, and specifically including the ability of the District to enforce any and all payment obligations under this Agreement through the imposition and enforcement of a contractual or other lien on property owned by the Association. The District shall be solely responsible for enforcing its rights under this Agreement against any interfering third party. Nothing contained in this Agreement shall limit or impair the District’s right to protect its rights from interference by a third party to this Agreement.

**SECTION 4. ENFORCEMENT OF AGREEMENT.** In the event that either the District or the Association is required to enforce this Agreement by court proceedings or otherwise, then the prevailing party shall be entitled to recover all fees and costs incurred, including reasonable attorneys' fees and costs for trial, alternative dispute resolution, or appellate proceedings.

**SECTION 5. AGREEMENT.** This instrument shall constitute the final and complete expression of this Agreement between the District and the Association relating to the subject matter of this Agreement.

**SECTION 6. AMENDMENTS.** Amendments to and waivers of the provisions contained in this Agreement may be made only by an instrument in writing which is executed by both the District and the Association.

**SECTION 7. AUTHORIZATION.** The execution of this Agreement has been duly authorized by the appropriate body or official of the District and the Association, both the District and the Association have complied with all the requirements of law, and both the District and the Association have full power and authority to comply with the terms and provisions of this instrument.

**SECTION 8. NOTICES.** All notices, requests, consents, and other communications under this Agreement ("Notices") shall be in writing and shall be hand delivered, mailed by First Class Mail, postage prepaid, or sent by overnight delivery service, to the parties, as follows:

**A.** **If to the Association:** Pier Park Owners Association, Inc.
133 South Watersound Parkway
Watersound, Florida 32461
Attn: Dan Velazquez

**With a copy to:** The St. Joe Company
133 South Watersound Parkway
Watersound, Florida 32461
Attn: Legal Department

**B.** **If to the District:** Pier Park Community Development District
c/o Rizzetta & Company, Inc.
3434 Colwell Ave, Suite 200
Tampa, FL 33614
Attn: District Manager

**With a copy to:** Hopping Green & Sams, P.A.
119 South Monroe Street, Suite 300
Tallahassee, Florida 32301
Attn: Joseph A. Brown

Except as otherwise provided in this Agreement, any Notice shall be deemed received only upon actual delivery at the address set forth above. Notices delivered after 5:00 p.m. (at the place of delivery) or on a non-business day, shall be deemed received on the next business day. If any time for giving Notice contained in this Agreement would otherwise expire on a non-business day, the Notice period shall be extended to the next

succeeding business day. Saturdays, Sundays, and legal holidays recognized by the United States government shall not be regarded as business days. Counsel for the District and counsel for the Association may deliver Notices on behalf of the District and the Association. Any party or other person to whom Notices are to be sent or copied may notify the other parties and addressees of any change in name or address to which Notices shall be sent by providing the same on five (5) days written notice to the parties and addressees set forth in this Agreement.

**SECTION 9. THIRD PARTY BENEFICIARIES.** This Agreement is solely for the benefit of the District and the Association and no right nor any cause of action shall accrue by reason here or upon, to or for the benefit of any third party not a formal party to this Agreement. Nothing in this Agreement expressed or implied is intended nor shall be construed to confer upon any person or corporation other than the District and the Association any right, remedy, or claim under or by reason of this Agreement or any of the provisions or conditions of this Agreement; and, all of the provisions, representations, covenants, and conditions contained in this Agreement shall inure to the sole benefit of and shall be binding upon the District and the Association and their respective representatives, successors, and assigns.

**SECTION 10. ASSIGNMENT.** Neither the District nor the Association may assign this Agreement or any monies to become due under this Agreement without the prior written approval of the other, and such approval shall not be unreasonably withheld.

**SECTION 11. ARM'S LENGTH TRANSACTION.** This Agreement has been negotiated fully between the District and the Association as an arm's length transaction. The District and the Association participated fully in the preparation of this Agreement with the assistance of their respective counsel. In the case of a dispute concerning the interpretation of any provision of this Agreement, the parties are each deemed to have drafted, chosen, and selected the language, and any doubtful language will not be interpreted or construed against any party.

**SECTION 12. CONTROLLING LAW.** This Agreement and the provisions contained in this Agreement shall be construed, interpreted, and controlled according to the laws of the State of Florida.

**SECTION 13. EFFECTIVE DATE.** The Agreement shall be effective after execution by both the District and the Association, and shall remain in effect until September 30, 2023.

**SECTION 14. PUBLIC RECORDS.** The Association understands and agrees that all documents of any kind provided to the District in connection with this Agreement may be public records and shall be treated as such in accordance with Florida law.

**SECTION 15. SEVERABILITY.** The invalidity or unenforceability of any one or more provisions of this Agreement shall not affect the validity or enforceability of the

remaining portions of this Agreement, or any part of this Agreement not held to be invalid or unenforceable.

**SECTION 16. HEADINGS FOR CONVENIENCE ONLY.** The descriptive headings in this Agreement are for convenience only and shall neither control nor affect the meaning or construction of any of the provisions of this Agreement.

**SECTION 17. COUNTERPARTS.** This Agreement may be executed in any number of counterparts, each of which when executed and delivered shall be an original; however, all such counterparts together shall constitute, but one and the same instrument.

[Remainder of Page Intentionally Left Blank]

**IN WITNESS WHEREOF,** the parties execute this Agreement the day and year first written above.

**Attest:**

**PIER PARK COMMUNITY DEVELOPMENT DISTRICT**

_____
Secretary/Assistant Secretary

_____
By: _____
Chair/Vice-Chair, Board of Supervisors

**PIER PARK OWNERS ASSOCIATION, INC.**

_____
(Signature of Witness)

By: _____

_____
(Print Name)

_____
(Print Name of Witness)

Its: _____

**Exhibit A** Fiscal Year 2022-2023 General Fund Budget

**Exhibit A**
Fiscal Year 2022-2023 General Fund Budget

# Tab 11

**THIRD ADDENDUM TO THE CONTRACT FOR PROFESSIONAL DISTRICT SERVICES**

This Third Addendum to the Contract for Professional District Services (this **"Addendum"**), is made and entered into as of the 1st day of October, 2022 (the "**Effective Date**"), by and between **Pier Park Community Development District**, a local unit of special purpose government established pursuant to Chapter 190, Florida Statutes, located in Bay County, Florida (the "**District**"), and **Rizzetta & Company, Inc.**, a Florida corporation (the "**Consultant**").

**RECITALS**

**WHEREAS**, the District and the Consultant entered into the Contract for Professional District Services dated October 1, 2018 (the "**Contract**"), incorporated by reference herein; and

**WHEREAS**, the District and the Consultant desire to amend **Exhibit B** - Schedule of Fees of the Fees and Expenses, section of the Contract as further described in this Addendum; and

**WHEREAS**, the District and the Consultant each has the authority to execute this Addendum and to perform its obligations and duties hereunder, and each party has satisfied all conditions precedent to the execution of this Addendum so that this Addendum constitutes a legal and binding obligation of each party hereto.

**NOW, THEREFORE,** based upon good and valuable consideration and the mutual covenants of the parties, the receipt of which and sufficiency of which is hereby acknowledged, the District and the Consultant agree to the changes to amend **Exhibit B** - Schedule of Fees attached.

The amended **Exhibit B** - Schedule of Fees are hereby ratified and confirmed. All other terms and conditions of the Contract remain in full force and effect.

**IN WITNESS WHEREOF** the undersigned have executed this Addendum as of the Effective Date.

***(Remainder of this page is left blank intentionally)***

Therefore, the Consultant and the District each intend to enter this Addendum, understand the terms set forth herein, and hereby agree to those terms.

**ACCEPTED BY:**

**RIZZETTA & COMPANY, INC.**

BY: _____

PRINTED NAME: William J. Rizzetta

TITLE: President

DATE: _____

**PIER PARK COMMUNITY DEVELOPMENT DISTRICT**

BY: _____

PRINTED NAME: _____

TITLE: Chairman/Vice Chairman

DATE: _____

ATTEST:

_____
Vice Chairman/Assistant Secretary
Board of Supervisors

_____
Print Name

**Exhibit B** – Schedule of Fees

**EXHIBIT B**
Schedule of Fees

**STANDARD ON-GOING SERVICES:**

Standard On-Going Services will be billed in advance monthly pursuant to the following schedule:

| | MONTHLY | ANNUALLY |
|---|---|---|
| Management: | $2,587.50 | $31,050 |
| Administrative: | $777.33 | $9,328 |
| Accounting (General Fund): | $1,527.33 | $18,328 |
| Accounting (AB Fund): | $948.08 | $11,377 |
| Financial & Revenue Collections: | $437.50 | $5,250 |
| Assessment Roll (1) | | $5,000 |
| **Total Standard On-Going Services:** | $6,277.75 | $80,333 |

(1) Assessment Roll is paid in one lump-sum after the roll is completed (October).

| ADDITIONAL SERVICES: | FREQUENCY | RATE |
|---|---|---|
| Extended and Continued Meetings | Hourly | $ 180.25 |
| Additional Meetings (includes meeting prep, attendance and drafting of minutes) | Hourly | $ 180.25 |
| Estoppel Requests (billed to requestor): | | |
| One Lot (on tax roll) | Per Occurrence | $ 100 |
| Two+ Lots (on tax roll) | Per Occurrence | $ 125 |
| One Lot (direct billed by the District) | Per Occurrence | $ 100 |
| Two–Five Lots (direct billed by the District) | Per Occurrence | $ 150 |
| Six-Nine Lots (direct billed by the District) | Per Occurrence | $ 200 |
| Ten+ Lots (direct billed by the District) | Per Occurrence | $ 250 |
| Long Term Bond Debt Payoff Requests | Per Occurrence | $ 100/Lot |
| Two+ Lots | Per Occurrence | Upon Request |
| Short Term Bond Debt Payoff Requests & Long Term Bond Debt Partial Payoff Requests | | |
| One Lot | Per Occurrence | $ 125 |
| Two – Five Lots | Per Occurrence | $ 200 |
| Six – Ten Lots | Per Occurrence | $ 300 |
| Eleven – Fifteen Lots | Per Occurrence | $ 400 |
| Sixteen+ Lots | Per Occurrence | $ 500 |
| Special Assessment Allocation Report | Per Occurrence | Upon Request |
| True-Up Analysis/Report | Per Occurrence | Upon Request |
| Re-Financing Analysis | Per Occurrence | Upon Request |
| Bond Validation Testimony | Per Occurrence | Upon Request |
| Bond Issue Certifications/Closing Documents | Per Occurrence | Upon Request |
| Electronic communications/E-blasts | Per Occurrence | Upon Request |
| Special Information Requests | Hourly | Upon Request |
| Amendment to District Boundary | Hourly | Upon Request |
| Grant Applications | Hourly | Upon Request |
| Escrow Agent | Hourly | Upon Request |
| Continuing Disclosure/Representative/Agent | Annually | Upon Request |
| Community Mailings | Per Occurrence | Upon Request |
| Response to Extensive Public Records Requests | Hourly | Upon Request |
| Litigation Support Services | Hourly | Upon Request |

**PUBLIC RECORDS REQUESTS FEES:**

Public Records Requests will be billed hourly to the District pursuant to the current hourly rates shown below:

| JOB TITLE: | HOURLY RATE: |
|---|---|
| Senior Manager | $ 52.00 |
| District Manager | $ 40.00 |
| Accounting & Finance Staff | $ 28.00 |
| Administrative Support Staff | $ 21.00 |

# Tab 12

**RESOLUTION 2022-10**

**A RESOLUTION OF THE BOARD OF SUPERVISORS OF THE PIER PARK COMMUNITY DEVELOPMENT DISTRICT ADOPTING THE ANNUAL MEETING SCHEDULE FOR FISCAL YEAR 2022-2023; AND PROVIDING FOR AN EFFECTIVE DATE.**

**WHEREAS**, the Pier Park Community Development District ("**District**") is a local unit of special purpose government created and existing pursuant to Chapter 190, *Florida Statutes*, and situated within Bay County, Florida; and

**WHEREAS**, the District is required by Section 189.015, *Florida Statutes*, to file quarterly, semi-annually, or annually a schedule (including date, time, and location) of its regular meetings with local governing authorities; and

**WHEREAS**, in accordance with the above-referenced statute, the District shall also publish quarterly, semi-annually, or annually the District's regular meeting schedule in a newspaper of general paid circulation within the county in which the District is located; and

**WHEREAS**, the Board desires to adopt a Fiscal Year 2022-2023 annual meeting schedule attached hereto as **Exhibit A**.

**NOW THEREFORE BE IT RESOLVED BY THE BOARD OF SUPERVISORS OF THE PIER PARK COMMUNITY DEVELOPMENT DISTRICT:**

1. The Fiscal Year 2022-2023 annual meeting schedule attached hereto and incorporated by reference herein as **Exhibit A** is hereby approved and will be published in accordance with the requirements of Florida law and also provided to applicable governing authorities.

2. This Resolution shall become effective immediately upon its adoption.

**PASSED AND ADOPTED** this 4th day of August, 2022.

| | |
|---|---|
| **ATTEST:** | **PIER PARK COMMUNITY DEVELOPMENT DISTRICT** |
| _____ | _____ |
| Secretary / Assistant Secretary | Chairperson, Board of Supervisors |

**Exhibit A**: Fiscal Year 2022-2023 Annual Meeting Schedule

**Exhibit A**

Fiscal Year 2022-2023 Annual Meeting Schedule

**November 14, 2022**
**February 20, 2023**
**May 22, 2023**
**July 31, 2023**

**All meetings will convene at 10:00 a.m. (Central) at the City of Panama City Beach City Hall, located at 17007 Panama City Beach Parkway, Panama City Beach, FL 32413.**

# STAFF REPORTS

# District Counsel

# District Engineer

# District Manager

# Under Separate Cover

# District Manager Report

# Property Manager

# AUDIENCE COMMENTS AND SUPERVISORS REQEUST

# ADJOURNMENT